

South Dakota  
Official  
Election Returns  
and  
Registration Figures

**General Election  
November 7, 2006**



*Chris Nelson*  
*Secretary of State*

State Capitol, 500 East Capitol Avenue, Pierre, SD 57501-5070  
605-773-3537  
[www.sdsos.gov](http://www.sdsos.gov)

2006 South Dakota General Election Precincts and Ballot Types

	Number of Precincts	Type of Ballot
AURORA	7	Optical Scan - ES&S
BEADLE	21	Optical Scan - ES&S
BENNETT	8	Optical Scan - ES&S
BON HOMME	5	Optical Scan - ES&S
BROOKINGS	15	Optical Scan - ES&S
BROWN	22	Optical Scan - ES&S
BRULE	5	Optical Scan - ES&S
BUFFALO	3	Optical Scan - ES&S
BUTTE	16	Optical Scan - ES&S
CAMPBELL	5	Optical Scan - ES&S
CHARLES MIX	13	Optical Scan - ES&S
CLARK	12	Optical Scan - ES&S
CLAY	12	Optical Scan - ES&S
CODINGTON	33	Optical Scan - ES&S
CORSON	17	Optical Scan - ES&S
CUSTER	10	Optical Scan - ES&S
DAVISON	21	Optical Scan - ES&S
DAY	14	Optical Scan - ES&S
DEUEL	11	Optical Scan - ES&S
DEWEY	13	Optical Scan - ES&S
DOUGLAS	5	Optical Scan - ES&S
EDMUNDS	7	Optical Scan - ES&S
FALL RIVER	16	Optical Scan - ES&S
FAULK	7	Optical Scan - ES&S
GRANT	19	Optical Scan - ES&S
GREGORY	3	Optical Scan - ES&S
HAAKON	6	Optical Scan - ES&S
HAMLIN	7	Optical Scan - ES&S
HAND	12	Optical Scan - ES&S
HANSON	7	Optical Scan - ES&S
HARDING	10	Optical Scan - ES&S
HUGHES	15	Optical Scan - ES&S
HUTCHINSON	7	Optical Scan - ES&S
HYDE	5	Optical Scan - ES&S
JACKSON	8	Optical Scan - ES&S
JERAULD	5	Optical Scan - ES&S
JONES	3	Optical Scan - ES&S
KINGSBURY	6	Optical Scan - ES&S
LAKE	17	Optical Scan - ES&S
LAWRENCE	11	Optical Scan - ES&S
LINCOLN	26	Optical Scan - ES&S
LYMAN	7	Optical Scan - ES&S
MARSHALL	9	Optical Scan - ES&S
MCCOOK	6	Optical Scan - ES&S
MCPHERSON	6	Optical Scan - ES&S
MEADE	37	Optical Scan - ES&S
MELLETTTE	4	Optical Scan - ES&S
MINER	8	Optical Scan - ES&S
MINNEHAHA	70	Optical Scan - ES&S
MOODY	6	Optical Scan - ES&S
PENNINGTON	52	Optical Scan - ES&S
PERKINS	10	Optical Scan - ES&S
POTTER	6	Optical Scan - ES&S
ROBERTS	14	Optical Scan - ES&S
SANBORN	7	Optical Scan - ES&S
SHANNON	10	Optical Scan - ES&S
SPINK	9	Optical Scan - ES&S
STANLEY	8	Optical Scan - ES&S
SULLY	5	Optical Scan - ES&S
TODD	9	Optical Scan - ES&S
TRIPP	13	Optical Scan - ES&S
TURNER	8	Optical Scan - ES&S
UNION	13	Optical Scan - ES&S
WALWORTH	15	Optical Scan - ES&S
YANKTON	13	Optical Scan - ES&S
ZIEBACH	8	Optical Scan - ES&S

TOTAL

818

South Dakota General Election November 7, 2006

United States Representative

	Bruce W. Whalen - Rep	Stephanie Herseth - Dem	Larry Rudebusch - Lib	
AURORA	406	1049	23	
BEADLE	2049	5435	100	
BENNETT	368	811	12	
BON HOMME	773	2367	34	
BROOKINGS	2761	8630	286	
BROWN	4306	11378	162	
BRULE	657	1624	22	
BUFFALO	161	504	9	
BUTTE	1405	2313	94	
CAMPBELL	307	510	3	
CHARLES MIX	1144	2514	32	
CLARK	474	1399	32	
CLAY	983	4179	112	
CODINGTON	3039	7714	148	
CORSON	332	701	23	
CUSTER	1436	2356	97	
DAVISON	2245	5510	95	
DAY	617	2368	34	
DEUEL	532	1605	24	
DEWEY	305	1381	22	
DOUGLAS	908	864	16	
EDMUNDS	658	1372	23	
FALL RIVER	1129	2118	98	
FAULK	366	763	15	
GRANT	919	2657	48	
GREGORY	724	1451	35	
HAAKON	438	634	20	
HAMLIN	869	1621	62	
HAND	662	1356	27	
HANSON	792	1011	20	
HARDING	266	393	19	
HUGHES	2364	5617	88	
HUTCHINSON	1230	2396	29	
HYDE	269	563	9	
JACKSON	367	598	22	
JERAULD	258	808	15	
JONES	199	441	8	
KINGSBURY	660	1945	31	
LAKE	1189	4078	97	
LAWRENCE	3408	6757	277	
LINCOLN	4996	10915	173	
LYMAN	403	1101	19	
MARSHALL	407	1436	17	
MCCOOK	814	2001	36	
MCPHERSON	555	732	5	
MEADE	3390	6174	228	
MELLETTTE	242	508	16	
MINER	302	939	19	
MINNEHAHA	18511	47943	944	
MOODY	660	2411	40	
PENNINGTON	13756	24068	779	
PERKINS	567	869	28	
POTTER	524	904	24	
ROBERTS	963	3214	75	
SANBORN	299	915	13	
SHANNON	359	2054	24	
SPINK	924	2352	28	
STANLEY	414	1064	19	
SULLY	322	503	10	
TODD	451	1382	25	
TRIPP	918	1749	36	
TURNER	1137	2883	53	
UNION	1867	3699	84	
WALWORTH	868	1542	37	
YANKTON	2103	6703	161	
ZIEBACH	137	616	14	
TOTALS	333562	97864	230468	5230
PERCENTAGE		29.34%	69.09%	1.57%

South Dakota General Election November 7, 2006

**East Dakota Water Development District Rural Director 2**

	HAMLIN	KINGSBURY	LAKE	MINER		
Douglas Feten	156	171	191	62	580	35.41%
John F. Weidler	163	289	309	297	<u>1058</u>	64.59%
					1638	

**James River Water Development District Municipal Director 2**

	BEADLE	BROWN	SPINK		
Robert (Bob) Rademacher	3330	1353	237	4920	70.54%
Leanne Gutormson	1155	736	164	<u>2055</u>	29.46%
				6975	

**Heartland Consumer Power District Area #10**

	BROOKINGS	BROWN	LAKE	TOTALS	
Anita Lowary	249	424	759	1432	42.47%
Jeff Heinemeyer	172	138	1630	<u>1940</u>	57.53%
				3372	

South Dakota General Election November 7, 2006

Governor/Lt. Governor

	Mike Rounds Dennis Daugaard - R	Steven J. Willis Larry Johnsen - C	Jack Billion Eric Abrahamson - D	Tom Gerber Bette Rose Ryan - L	
AURORA	903	13	551	11	
BEADLE	5500	48	2055	48	
BENNETT	715	21	422	15	
BON HOMME	2117	44	998	22	
BROOKINGS	7174	102	4358	113	
BROWN	10092	140	5460	158	
BRULE	1575	19	734	13	
BUFFALO	305	5	360	6	
BUTTE	2502	74	1181	58	
CAMPBELL	648	8	162	4	
CHARLES MIX	2470	30	1194	15	
CLARK	1226	23	653	30	
CLAY	2555	41	2622	71	
CODINGTON	7118	74	3672	71	
CORSON	618	31	374	20	
CUSTER	2231	79	1515	91	
DAVISON	5104	69	2662	40	
DAY	1626	31	1356	21	
DEUEL	1336	26	781	12	
DEWEY	934	24	724	21	
DOUGLAS	1454	10	331	9	
EDMUNDS	1539	22	506	11	
FALL RIVER	1867	97	1316	71	
FAULK	867	10	270	6	
GRANT	2415	30	1176	15	
GREGORY	1471	22	702	17	
HAAKON	830	22	230	6	
HAMLIN	1697	31	822	15	
HAND	1561	16	484	9	
HANSON	1305	15	504	7	
HARDING	388	43	223	18	
HUGHES	5675	78	2325	55	
HUTCHINSON	2837	40	823	22	
HYDE	645	8	177	12	
JACKSON	621	36	332	10	
JERAULD	674	6	396	10	
JONES	472	10	165	5	
KINGSBURY	1703	17	917	12	
LAKE	3237	56	2065	54	
LAWRENCE	6129	159	3994	222	
LINCOLN	10450	156	5547	88	
LYMAN	968	14	545	14	
MARSHALL	1171	13	672	13	
MCCOOK	1932	39	867	21	
MCPHERSON	1046	14	231	9	
MEADE	6270	210	3227	158	
MELLETTE	471	19	220	14	
MINER	812	19	438	9	
MINNEHAHA	38518	744	28246	584	
MOODY	1716	24	1347	24	
PENNINGTON	22929	515	14861	505	
PERKINS	981	65	402	25	
POTTER	1063	15	368	8	
ROBERTS	2396	48	1785	34	
SANBORN	774	13	438	14	
SHANNON	644	77	1597	42	
SPINK	2275	32	999	20	
STANLEY	965	20	511	14	
SULLY	620	11	198	10	
TODD	764	50	980	30	
TRIPP	1948	25	739	21	
TURNER	2559	51	1473	22	
UNION	3633	58	1915	57	
WALWORTH	1805	49	567	23	
YANKTON	5765	81	3114	84	
ZIEBACH	379	18	347	13	
TOTALS	335508	206990	4010	121226	3282
PERCENTAGE		61.69%	1.20%	36.13%	0.98%

twelve million dollars (\$112,000,000.00) from video lottery which is 11% of the state general fund budget.

The proposed law would repeal video lottery and eliminate this source of revenue.

A vote "Yes" will adopt the proposed law.

A vote "No" will reject the proposed law.

### **Initiated Measure 8**

**Title:** An Act to repeal the gross receipts tax on wireless telecommunication services.

**Attorney General Explanation:** State laws impose a four percent tax on the gross receipts of companies providing wireless telecommunications (cell phone) services instead of a property tax.

Last year the State received approximately eight and one-half million dollars (\$8,500,000.00) from the cell phone tax. Forty percent (40%) of these revenues are distributed to counties based on population; the balance goes to the State.

The proposed law would repeal this tax, and eliminate this source of revenue.

A vote "Yes" will adopt the proposed law.

A vote "No" will reject the proposed law.

### **Referred Law 6**

**Title:** Referral of HB 1215, entitled "An Act to establish certain legislative findings, to reinstate the prohibition against certain acts causing the termination of an unborn human life, to prescribe a penalty therefore, and to provide for the implementation of such provisions under certain circumstances."

**Attorney General Explanation:** Current South Dakota law generally allows a pregnant woman to obtain an abortion during the first 24 weeks of pregnancy. Beyond 24 weeks, abortions may be performed only if necessary to preserve the life or health of the pregnant woman.

House Bill 1215 would prohibit any person, at any time, from providing any medicine or other substance to a pregnant woman for the specific purpose of terminating her pregnancy. However, a person may provide a contraception substance to a woman without penalty prior to the time her pregnancy could be determined by conventional medical testing.

HB 1215 would also prohibit any person, at any time, from using any instrument or procedure on a pregnant woman for the specific purpose of terminating her pregnancy, unless the person is a licensed physician performing a medical procedure to prevent the death of the pregnant woman.

Any person other than the pregnant woman who violates the provisions of HB 1215 would commit a felony.

If approved, HB 1215 will likely be challenged in court and may be declared to be in violation of the US Constitution. If so, the State may be required to pay attorneys fees and costs.

A vote "Yes" will allow the Act to become effective.

A vote "No" will reject the Act.

South Dakota General Election November 7, 2006

Secretary of State

Chris  
Nelson - R

AURORA	1044
BEADLE	5031
BENNETT	653
BON HOMME	2034
BROOKINGS	7958
BROWN	10224
BRULE	1537
BUFFALO	289
BUTTE	2633
CAMPBELL	635
CHARLES MIX	2476
CLARK	1305
CLAY	3140
CODINGTON	7148
CORSON	569
CUSTER	2622
DAVISON	5552
DAY	1887
DEUEL	1391
DEWEY	862
DOUGLAS	1294
EDMUNDS	1350
FALL RIVER	2067
FAULK	763
GRANT	2442
GREGORY	1467
HAAKON	816
HAMLIN	1793
HAND	1396
HANSON	1157
HARDING	520
HUGHES	6417
HUTCHINSON	2349
HYDE	600
JACKSON	622
JERAULD	743
JONES	505
KINGSBURY	1789
LAKE	3593
LAWRENCE	6755
LINCOLN	11262
LYMAN	1016
MARSHALL	1116
MCCOOK	1892
MCPHERSON	902
MEADE	6632
MELLETTTE	477
MINER	808
MINNEHAHA	42352
MOODY	1900
PENNINGTON	24734
PERKINS	1011
POTTER	1034
ROBERTS	2385
SANBORN	782
SHANNON	564
SPINK	2337
STANLEY	1111
SULLY	608
TODD	758
TRIPP	1990
TURNER	2820
UNION	3657
WALWORTH	1675
YANKTON	5910
ZIEBACH	357

TOTALS 217518 217518  
PERCENTAGE 100.00%

**Attorney General Explanation:** State law currently allows local school boards to establish the start of a regular school term on any date. The proposed law would prohibit local school boards from establishing the start of a regular school term prior to the last day of August.

A vote "Yes" will adopt the proposed law.

A vote "No" will reject the proposed law.

#### **Initiated Measure 4**

**Title:** An act to provide safe access to medical marijuana for certain qualified persons.

**Attorney General Explanation:** This initiative would allow persons, including minors with parental consent, with a debilitating medical condition, to be certified to grow (not more than six plants), possess (not more than one ounce) and use small amounts of marijuana for medical purposes.

"Debilitating medical condition" is defined to include cancer, glaucoma, HIV, AIDS, or a chronic, debilitating condition that produces cachexia, wasting syndrome, severe or chronic pain, severe nausea, seizures, including epileptic seizures, severe or persistent muscle spasms, including spasms caused by spinal injury, multiple sclerosis, Crohn's disease or fibromyalgia or any other medical condition approved by the Department of Health.

Certification may be accomplished by submitting medical records to the Department of Health or by submitting a doctor's recommendation.

A person may not drive while impaired by marijuana and may not smoke marijuana in any place where tobacco smoking is prohibited.

Growth, possession and use of marijuana will still be illegal under federal law but certification is a defense to criminal prosecution under state law.

A vote "Yes" will adopt the proposed law.

A vote "No" will reject the proposed law.

#### **Initiated Measure 5**

**Title:** An Initiative to place certain restrictions on the use of state owned or leased aircraft.

**Attorney General Explanation:** State law currently allows state employees to use vehicles owned or leased by the State only for state business. There is a limited exception for state employees with a supervisor's approval. The Governor and certain law enforcement personnel are exempt.

The proposed law requires aircraft owned or leased by the State to be used only for state business, with no exceptions. A person violating this provision would now be subject to civil and criminal penalties.

A vote "Yes" will adopt the proposed law.

A vote "No" will reject the proposed law.

#### **Initiated Measure 7**

**Title:** An Initiative to repeal video lottery.

**Attorney General Explanation:** The State operates video lottery as authorized by State law. During the last year, the State received approximately one hundred



South Dakota General Election November 7, 2006

Attorney General

	Larry Long - R	Ron Volesky - D	Randy Ristesund - L
AURORA	931	468	28
BEADLE	4711	2559	176
BENNETT	756	386	32
BON HOMME	1939	1021	56
BROOKINGS	7059	3714	281
BROWN	9125	5566	285
BRULE	1479	683	44
BUFFALO	229	420	12
BUTTE	2622	879	144
CAMPBELL	599	171	11
CHARLES MIX	2347	1216	41
CLARK	1255	569	42
CLAY	2503	2236	155
CODINGTON	6872	3419	180
CORSON	482	490	35
CUSTER	2392	1184	157
DAVISON	5394	2101	141
DAY	1590	1281	45
DEUEL	1344	686	33
DEWEY	720	901	29
DOUGLAS	1415	295	22
EDMUNDS	1352	558	44
FALL RIVER	1993	1045	161
FAULK	801	283	20
GRANT	2300	1123	56
GREGORY	1496	607	44
HAAKON	838	173	31
HAMLIN	1782	668	35
HAND	1437	518	39
HANSON	1233	502	19
HARDING	477	146	18
HUGHES	6393	1419	151
HUTCHINSON	2698	791	52
HYDE	599	188	18
JACKSON	621	300	41
JERAULD	693	355	17
JONES	497	114	11
KINGSBURY	1692	820	56
LAKE	3215	1788	137
LAWRENCE	6098	3260	509
LINCOLN	11088	4015	270
LYMAN	990	476	32
MARSHALL	1036	721	24
MCCOOK	1915	797	748
MCPHERSON	961	233	23
MEADE	6379	2616	365
MELLETTE	465	250	20
MINER	757	428	38
MINNEHAHA	41189	21754	1681
MOODY	1750	1159	77
PENNINGTON	23712	11797	1253
PERKINS	943	383	52
POTTER	1063	311	26
ROBERTS	2244	1775	69
SANBORN	782	374	34
SHANNON	437	1804	64
SPINK	2035	1125	55
STANLEY	1092	328	52
SULLY	633	182	11
TODD	590	1132	51
TRIPP	1961	662	59
TURNER	2759	1096	80
UNION	3154	2060	120
WALWORTH	1659	617	58
YANKTON	5184	2880	215
ZIEBACH	322	389	19
TOTALS	320250	207079	8904
PERCENTAGE		64.66%	32.56%
			2.78%

The proposed amendment is retroactive. The special grand jurors may penalize any decision-maker still alive for decisions made many years ago.

If approved, the proposed amendment will likely be challenged in court and may be declared to be in violation of the US Constitution. If so, the State may be required to pay attorneys fees and costs.

A vote "Yes" will change the Constitution.

A vote "No" will leave the Constitution as it is.

### **Constitutional Amendment F**

**Title:** An Amendment to Article III of the South Dakota Constitution, relating to the Legislature.

**Attorney General Explanation:** This proposed amendment to the State Constitution includes recommendations by the Constitution Revision Commission.

The amendment would remove the current limitation on expense reimbursements received by legislators, and would allow legislators to receive salary, per diem, expenses and mileage reimbursement as provided by law.

The amendment would remove the current specific prohibitions against enacting private or special laws. The Legislature would be restricted by a general prohibition against enacting a special law when a general or local law can be made applicable.

The amendment would remove the Congressional term limit, which the federal courts have found unconstitutional. The procedure for introduction of a bill would be shortened. The amendment would require a two-thirds vote to close a legislative session to the public and prohibit any vote to be taken in a closed session. The amendment would allow the Legislature to exercise emergency powers in the event of man-made and natural disasters.

A vote "Yes" will change the Constitution.

A vote "No" will leave the Constitution as it is.

### **Initiated Measure 2**

**Title:** An Initiative to increase the tax on cigarettes and tobacco products and to dedicate the revenues.

**Attorney General Explanation:** South Dakota currently taxes tobacco products. The proposed law would increase taxation on tobacco products sold in the state. The tax on a 20 stick cigarette package would be raised by \$1.00; the tax on a 25 stick cigarette package would be raised by \$1.25. The tax on all other tobacco products such as cigars, roll-your-own, and chewing tobacco, would increase from 10 percent to 35 percent of the wholesale price.

The proposed law would deposit up to \$30 million of tobacco tax revenue into the state general fund. The next \$5 million, if any, will be deposited in the tobacco prevention and reduction trust fund. Tobacco tax revenue in excess of \$35 million, if any, will be divided among the property tax reduction fund, the education enhancement trust fund, and the health care trust fund. The proposed law also establishes continuous appropriations out of the tobacco prevention and reduction trust fund for specified purposes.

A vote "Yes" will adopt the proposed law.

A vote "No" will reject the proposed law.

### **Initiated Measure 3**

**Title:** An Initiative to prohibit starting a school term prior to the last day of August.

South Dakota General Election November 7, 2006

State Auditor

	Rich Sattgast - R	
AURORA	868	
BEADLE	4860	
BENNETT	621	
BON HOMME	1832	
BROOKINGS	7300	
BROWN	9346	
BRULE	1382	
BUFFALO	253	
BUTTE	2509	
CAMPBELL	580	
CHARLES MIX	2242	
CLARK	1199	
CLAY	2789	
CODINGTON	6667	
CORSON	527	
CUSTER	2464	
DAVISON	5038	
DAY	1717	
DEUEL	1280	
DEWEY	807	
DOUGLAS	1195	
EDMUNDS	1255	
FALL RIVER	1949	
FAULK	717	
GRANT	2219	
GREGORY	1367	
HAAKON	765	
HAMLIN	1671	
HAND	1305	
HANSON	1049	
HARDING	503	
HUGHES	5920	
HUTCHINSON	2074	
HYDE	569	
JACKSON	589	
JERAULD	637	
JONES	474	
KINGSBURY	1678	
LAKE	3304	
LAWRENCE	6478	
LINCOLN	10337	
LYMAN	929	
MARSHALL	1030	
MCCOOK	1701	
MCPHERSON	865	
MEADE	6203	
MELLETTE	437	
MINER	699	
MINNEHAHA	38118	
MOODY	1732	
PENNINGTON	23415	
PERKINS	925	
POTTER	979	
ROBERTS	2250	
SANBORN	741	
SHANNON	507	
SPINK	2187	
STANLEY	1046	
SULLY	564	
TODD	681	
TRIPP	1865	
TURNER	2514	
UNION	3456	
WALWORTH	1597	
YANKTON	5260	
ZIEBACH	335	
TOTALS	200372	200372
PERCENTAGE		100.00%

State Treasurer

	Vernon L. Larson - R	
AURORA	865	
BEADLE	4807	
BENNETT	661	
BON HOMME	1861	
BROOKINGS	7357	
BROWN	9499	
BRULE	1421	
BUFFALO	260	
BUTTE	2460	
CAMPBELL	591	
CHARLES MIX	2256	
CLARK	1196	
CLAY	2819	
CODINGTON	6589	
CORSON	548	
CUSTER	2433	
DAVISON	5054	
DAY	1712	
DEUEL	1299	
DEWEY	824	
DOUGLAS	1170	
EDMUNDS	1279	
FALL RIVER	1868	
FAULK	715	
GRANT	2208	
GREGORY	1383	
HAAKON	780	
HAMLIN	1691	
HAND	1332	
HANSON	1008	
HARDING	494	
HUGHES	6139	
HUTCHINSON	2062	
HYDE	566	
JACKSON	609	
JERAULD	630	
JONES	518	
KINGSBURY	1679	
LAKE	3282	
LAWRENCE	6238	
LINCOLN	10248	
LYMAN	1042	
MARSHALL	1035	
MCCOOK	1688	
MCPHERSON	850	
MEADE	6148	
MELLETTE	458	
MINER	699	
MINNEHAHA	38667	
MOODY	1799	
PENNINGTON	22988	
PERKINS	918	
POTTER	1013	
ROBERTS	2225	
SANBORN	744	
SHANNON	539	
SPINK	2186	
STANLEY	1081	
SULLY	569	
TODD	721	
TRIPP	1914	
TURNER	2573	
UNION	3407	
WALWORTH	1581	
YANKTON	5310	
ZIEBACH	343	
TOTALS	200909	200909
PERCENTAGE		100.00%

## 2006 Ballot Questions

### Constitutional Amendment C

**Title:** An Amendment to Article XXI of the South Dakota Constitution, relating to marriage.

**Attorney General Explanation:** South Dakota statutes currently limit marriage to unions between a man and a woman. However, the State Constitution does not address marriage.

Amendment C would amend the State Constitution to allow and recognize marriage only between a man and a woman. It would also prohibit the Legislature from allowing or recognizing civil unions, domestic partnerships or other quasi-marital relationships between two or more persons regardless of sex.

A vote "Yes" will change the Constitution.

A vote "No" will leave the Constitution as it is.

### Constitutional Amendment D

**Title:** An Amendment to Article XI, Section 2 of the South Dakota Constitution, relating to real property assessment for taxation.

**Attorney General Explanation:** The State Constitution currently requires that all taxable property be valued for tax purposes at no more than its actual value, and that all property be classified and taxed uniformly.

The proposed amendment to the State Constitution would base the taxable value of property upon "acquisition value" for property sold after January 1, 2007. The Legislature may authorize the assessed value of such property to be annually adjusted by up to three percent, using the 2003 assessed property valuation as the base year.

The taxable value of the property may be further adjusted if the property has changed use or classification or has been subject to addition, improvement or destruction.

The limitations of this amendment will not apply to centrally assessed property or to any property sold prior to January 1, 2007.

A vote "Yes" will change the Constitution.

A vote "No" will leave the Constitution as it is.

### Constitutional Amendment E

**Title:** An Amendment to Article VI of the South Dakota Constitution, relating to judicial decisions.

**Attorney General Explanation:** Citizens serving on juries, school boards, city councils, county commissions, or in similar capacities, and prosecutors and judges, are all required to make judicial decisions. Their decisions may be reversed on appeal, or they may be removed from office for misconduct or by election. However, they cannot be made to pay money damages for making such decisions. This allows them to do their job without fear of threat or reprisal from either side.

The proposed amendment to the State Constitution would allow thirteen special grand jurors to expose these decision makers to fines and jail, and strip them of public insurance coverage and up to one-half of their retirement benefits, for making decisions which break rules defined by the special grand jurors. Special grand jurors are drawn from those who submit their names and registered voters.

South Dakota General Election November 7, 2006

Commissioner of School and Public Lands

	Jarrold Johnson - R	Bryce Healy - D	Jade Ager - L
AURORA	612	762	19
BEADLE	3196	3759	127
BENNETT	502	541	30
BON HOMME	1204	1640	53
BROOKINGS	5154	5377	272
BROWN	6615	7929	276
BRULE	715	1477	33
BUFFALO	152	466	16
BUTTE	2276	1086	189
CAMPBELL	512	252	12
CHARLES MIX	1548	1934	45
CLARK	914	865	34
CLAY	1688	2936	154
CODINGTON	5312	4689	164
CORSON	413	542	30
CUSTER	2127	1316	156
DAVISON	3687	3476	132
DAY	1086	1732	51
DEUEL	948	1016	40
DEWEY	548	1015	45
DOUGLAS	1075	550	19
EDMUNDS	951	1035	30
FALL RIVER	1752	1189	167
FAULK	533	524	18
GRANT	1510	1759	61
GREGORY	975	1041	34
HAAKON	684	303	25
HAMLIN	1331	1030	34
HAND	960	941	28
HANSON	866	758	18
HARDING	480	149	21
HUGHES	3845	3922	84
HUTCHINSON	1902	1391	49
HYDE	431	365	9
JACKSON	531	382	32
JERAULD	435	595	9
JONES	401	207	10
KINGSBURY	1206	1229	42
LAKE	2095	2690	120
LAWRENCE	5264	3718	591
LINCOLN	8417	6165	225
LYMAN	647	811	21
MARSHALL	522	1239	20
MCCOOK	1138	1507	40
MCPHERSON	741	427	15
MEADE	5526	3146	374
MELLETTE	345	342	30
MINER	431	716	21
MINNEHAHA	29889	30512	1390
MOODY	1227	1598	52
PENNINGTON	20560	13663	1310
PERKINS	841	470	46
POTTER	767	567	23
ROBERTS	1410	2417	89
SANBORN	503	632	24
SHANNON	288	1805	95
SPINK	1443	1647	43
STANLEY	738	710	25
SULLY	443	351	16
TODD	461	1206	75
TRIPP	1368	1180	37
TURNER	1863	1860	64
UNION	2690	2438	129
WALWORTH	1350	878	41
YANKTON	3150	4711	205
ZIEBACH	276	414	17

TOTALS 309176 153470 148000 7706  
 PERCENTAGE 49.64% 47.87% 2.49%

South Dakota General Election November 7, 2006

Referred Law

6

	Yes	No
AURORA	776	695
BEADLE	3437	4129
BENNETT	463	665
BON HOMME	1715	1444
BROOKINGS	4697	7063
BROWN	7065	8712
BRULE	1140	1179
BUFFALO	272	384
BUTTE	1680	2158
CAMPBELL	469	344
CHARLES MIX	2060	1600
CLARK	841	1064
CLAY	1648	3646
CODINGTON	5375	5514
CORSON	626	415
CUSTER	1341	2578
DAVISON	3752	4055
DAY	1275	1735
DEUEL	991	1148
DEWEY	703	973
DOUGLAS	1350	441
EDMUNDS	1134	919
FALL RIVER	1315	2040
FAULK	585	549
GRANT	1820	1779
GREGORY	1150	1061
HAAKON	607	486
HAMLIN	1329	1223
HAND	1087	961
HANSON	1174	658
HARDING	300	380
HUGHES	3012	5124
HUTCHINSON	2338	1315
HYDE	372	452
JACKSON	436	554
JERAULD	401	670
JONES	268	373
KINGSBURY	1091	1540
LAKE	2238	3128
LAWRENCE	3845	6702
LINCOLN	7778	8470
LYMAN	547	991
MARSHALL	769	1067
MCCOOK	1766	1084
MCPHERSON	671	616
MEADE	4082	5834
MELLETTTE	309	452
MINER	640	623
MINNEHAHA	29510	38581
MOODY	1336	1774
PENNINGTON	15238	23705
PERKINS	806	673
POTTER	781	657
ROBERTS	1938	2264
SANBORN	535	708
SHANNON	828	1486
SPINK	1509	1764
STANLEY	515	999
SULLY	399	443
TODD	754	1055
TRIPP	1354	1349
TURNER	2127	1989
UNION	2523	3117
WALWORTH	1243	1189
YANKTON	4203	4774
ZIEBACH	309	425
TOTALS	148648	185945
PERCENTAGE	44.43%	55.57%

South Dakota General Election November 7, 2006

Public Utilities Commissioner

	John Koskan - R	Steve Kolbeck - D	Ben Sutter - L	
AURORA	549	751	30	
BEADLE	3070	3495	211	
BENNETT	555	460	47	
BON HOMME	1157	1559	73	
BROOKINGS	4575	5309	372	
BROWN	6034	7680	471	
BRULE	889	1145	46	
BUFFALO	136	447	24	
BUTTE	2094	1113	192	
CAMPBELL	508	229	12	
CHARLES MIX	1587	1820	51	
CLARK	806	882	49	
CLAY	1477	2982	168	
CODINGTON	4587	4954	246	
CORSON	381	523	48	
CUSTER	1951	1357	171	
DAVISON	3308	3593	162	
DAY	970	1710	75	
DEUEL	815	1066	41	
DEWEY	496	1013	49	
DOUGLAS	1053	547	28	
EDMUNDS	935	846	55	
FALL RIVER	1576	1207	210	
FAULK	562	428	25	
GRANT	1433	1736	68	
GREGORY	1302	741	45	
HAAKON	822	183	26	
HAMLIN	1228	1046	46	
HAND	961	849	45	
HANSON	778	801	27	
HARDING	433	144	32	
HUGHES	4311	3091	193	
HUTCHINSON	1807	1346	58	
HYDE	373	380	17	
JACKSON	566	339	37	
JERAULD	404	558	23	
JONES	445	170	12	
KINGSBURY	1094	1255	55	
LAKE	1872	2704	197	
LAWRENCE	4891	3870	586	
LINCOLN	7369	6759	287	
LYMAN	826	611	31	
MARSHALL	629	994	40	
MCCOOK	746	1990	32	
MCPHERSON	763	363	27	
MEADE	5059	3107	491	
MELLETTE	431	281	28	
MINER	348	796	20	
MINNEHAHA	25329	33375	1725	
MOODY	930	1776	81	
PENNINGTON	19068	13770	1568	
PERKINS	813	433	57	
POTTER	788	515	30	
ROBERTS	1346	2300	107	
SANBORN	453	619	52	
SHANNON	233	1797	117	
SPINK	1303	1619	89	
STANLEY	804	581	42	
SULLY	486	285	19	
TODD	469	1164	88	
TRIPP	1768	866	62	
TURNER	1749	1839	94	
UNION	2483	2545	155	
WALWORTH	1288	899	56	
YANKTON	3344	4018	311	
ZIEBACH	240	405	21	
TOTALS	299845	141856	148036	9953
PERCENTAGE		47.31%	49.37%	3.32%

South Dakota General Election November 7, 2006

Initiated Measures

	2		3		4		5		7		8	
	Yes	No	Yes	No	Yes	No	Yes	No	Yes	No	Yes	No
AURORA	871	593	583	872	609	839	786	634	481	983	495	954
BEADLE	4505	2991	4055	3249	3453	3973	3980	3329	2534	4960	2977	4412
BENNETT	514	623	428	668	515	614	636	457	264	870	299	826
BON HOMME	2010	1135	954	2102	1191	1928	1857	1227	964	2174	1191	1915
BROOKINGS	7986	3743	4607	6883	6078	5554	6083	5369	4023	7595	4645	6879
BROWN	9818	5958	6788	8670	7623	7999	8480	6876	5866	9843	5573	9907
BRULE	1393	926	831	1439	909	1385	1158	1107	624	1667	685	1609
BUFFALO	241	417	263	382	404	253	414	231	224	436	247	403
BUTTE	2068	1769	1612	2142	1682	2137	2043	1738	1052	2778	1641	2171
CAMPBELL	480	327	314	464	300	498	397	379	246	560	196	606
CHARLES MIX	2225	1434	1395	2200	1498	2134	1936	1648	1079	2573	1377	2229
CLARK	1085	815	907	951	798	1095	997	866	464	1433	592	1290
CLAY	3428	1876	1945	3174	3238	2023	3057	2105	1402	3853	1955	3218
CODINGTON	6905	4001	5090	5551	4583	6238	5808	4836	3683	7191	4330	6426
CORSON	505	521	377	637	454	565	517	482	249	776	286	732
CUSTER	2281	1625	1759	2090	1809	2101	2284	1566	1109	2807	1261	2627
DAVISON	5021	2759	3060	4548	3240	4498	4055	3526	2447	5337	2951	4737
DAY	1813	1199	1449	1475	1372	1618	1666	1289	870	2132	1080	1917
DEUEL	1312	828	977	1122	935	1183	1211	895	603	1535	760	1364
DEWEY	762	904	612	1029	912	754	937	689	366	1291	571	1081
DOUGLAS	1198	578	695	1033	451	1312	846	897	791	975	602	1156
EDMUNDS	1200	818	839	1107	941	1050	1071	894	624	1391	719	1278
FALL RIVER	1782	1569	1468	1806	1552	1803	1973	1313	972	2369	1166	2137
FAULK	699	431	448	647	529	604	530	572	327	805	412	714
GRANT	2277	1323	1359	2173	1397	2172	2002	1535	1013	2583	1195	2362
GREGORY	1326	876	703	1464	894	1299	1246	913	587	1614	835	1356
HAAKON	540	550	382	680	371	707	506	555	324	763	387	694
HAMLIN	1465	1096	1217	1276	1111	1424	1238	1238	980	1559	946	1561
HAND	1216	775	748	1177	786	1183	977	958	644	1362	662	1295
HANSON	1214	602	549	1192	663	1135	899	870	545	1147	593	1193
HARDING	281	400	234	437	217	461	316	357	146	528	186	493
HUGHES	4735	3427	2787	5260	3625	4484	3299	4735	2238	5847	2901	5172
HUTCHINSON	2476	1157	1565	1985	1297	2318	1863	1642	1443	2184	1256	2331
HYDE	464	368	383	433	327	496	396	420	230	600	226	601
JACKSON	417	571	473	493	422	568	534	439	318	667	359	625
JERAULD	610	452	509	529	472	581	565	473	271	796	273	787
JONES	324	319	305	335	264	377	288	346	198	447	215	419
KINGSBURY	1545	1090	1214	1357	1219	1390	1325	1267	791	1834	1110	1485
LAKE	3092	2259	2340	2896	2525	2796	2810	2468	1618	3747	2110	3201
LAWRENCE	6190	4329	4624	5634	5402	5076	6091	4167	2667	7813	3932	6477
LINCOLN	10992	5283	6530	9398	7541	8646	8340	7583	6055	10168	7080	8998
LYMAN	722	821	658	853	721	809	807	703	411	1130	514	1009
MARSHALL	1117	714	800	983	865	952	999	789	517	1317	570	1247
MCCOOK	1807	1023	1104	1668	1259	1550	1482	1305	943	1896	1099	1706
MCPHERSON	814	459	568	680	495	779	631	618	464	810	412	857
MEADE	5588	4324	4497	5184	4503	5368	5360	4397	3031	6865	4202	5633
MELLETTE	373	381	315	417	328	434	414	335	230	528	271	479
MINER	768	482	504	711	539	702	666	551	368	879	414	823
MINNEHAHA	42380	25255	27659	38235	34870	32008	37539	28724	25934	41943	29891	37081
MOODY	1863	1234	1291	1734	1531	1553	1797	1247	947	2161	1321	1768
PENNINGTON	23945	14952	18731	19310	18919	19856	21971	16085	13732	25033	15425	23060
PERKINS	803	667	538	901	604	857	750	686	419	1048	366	1094
POTTER	759	669	566	819	625	783	721	686	332	1094	413	1002
ROBERTS	2407	1783	1952	2136	1879	2290	2552	1538	1071	3111	1428	2719
SANBORN	728	498	504	692	602	615	681	516	312	919	331	890
SHANNON	749	1542	1004	1218	1538	740	1291	893	644	1625	901	1367
SPINK	1946	1313	1329	1856	1432	1808	1604	1570	1011	2265	1187	2037
STANLEY	725	784	560	926	698	800	666	828	422	1084	749	927
SULLY	460	377	349	471	385	446	386	443	232	608	266	568
TODD	763	1038	820	938	1133	672	1115	644	526	1259	769	1017
TRIPP	1595	1114	1151	1476	1063	1624	1403	1261	705	1993	912	1767
TURNER	2517	1588	1769	2233	1947	2122	2240	1775	1516	2592	1831	2235
UNION	3459	2165	2275	3183	2852	2714	3378	2037	1263	4348	1928	3588
WALWORTH	1400	1017	836	1521	1003	1406	1264	1098	660	1752	811	1596
YANKTON	5532	3404	3051	5583	4217	4627	5097	3625	2832	6095	3521	5303
ZIEBACH	293	436	278	441	336	392	361	349	178	541	242	481
TOTALS	202779	130757	140487	185129	157953	173178	180592	145594	110032	222889	129851	199892
PERCENTAGE	60.80%	39.20%	43.14%	56.86%	47.70%	52.30%	55.36%	44.64%	33.05%	66.95%	39.38%	60.62%

333536

325616

331131

326186

332921

329743



South Dakota General Election November 7, 2006

Supreme Court Justice Retention

Justice John K. Konenkamp - 1st

	Yes	No
AURORA	921	163
BEADLE	4835	791
BENNETT	638	277
BON HOMME	1861	406
BROOKINGS	7295	1175
BROWN	10552	1707
BRULE	1419	294
BUFFALO	320	199
BUTTE	2553	529
CAMPBELL	540	70
CHARLES MIX	2323	479
CLARK	1143	237
CLAY	3248	581
CODINGTON	7287	1186
CORSON	552	241
CUSTER	2489	548
DAVISON	5379	699
DAY	1967	350
DEUEL	1288	277
DEWEY	955	398
DOUGLAS	1099	156
EDMUNDS	1290	200
FALL RIVER	2020	537
FAULK	703	144
GRANT	2363	413
GREGORY	1372	288
HAAKON	742	136
HAMLIN	1606	320
HAND	1232	283
HANSON	1120	162
HARDING	419	88
HUGHES	6097	797
HUTCHINSON	2346	260
HYDE	535	113
JACKSON	610	199
JERARD	659	139
JONES	420	95
KINGSBURY	1675	271
LAKE	3507	547
LAWRENCE	6605	1511
LINCOLN	10286	1489
LYMAN	908	254
MARSHALL	1120	242
MCCOOK	1823	283
MCPHERSON	765	150
MEADE	6416	1369
MELLETTTE	430	169
MINER	749	146
MINNEHAHA	41393	6498
MOODY	1933	420
PENNINGTON	26466	4158
PERKINS	836	206
POTTER	898	190
ROBERTS	2552	686
SANBORN	784	132
SHANNON	1041	880
SPINK	2144	401
STANLEY	1073	192
SULLY	559	97
TODD	788	685
TRIPP	1794	338
TURNER	2568	448
UNION	3577	725
WALWORTH	1612	286
YANKTON	5245	1226
ZIEBACH	347	232

TOTALS 212092 39168  
 PERCENTAGE 84.41% 15.59%

251260

Justice Richard W. Sabers - 2nd

	Yes	No
AURORA	908	153
BEADLE	4772	822
BENNETT	616	277
BON HOMME	1772	426
BROOKINGS	7169	1233
BROWN	10299	1804
BRULE	1378	298
BUFFALO	310	195
BUTTE	2412	605
CAMPBELL	521	80
CHARLES MIX	2242	500
CLARK	1106	246
CLAY	3171	615
CODINGTON	7047	1307
CORSON	526	248
CUSTER	2250	651
DAVISON	5339	713
DAY	1887	378
DEUEL	1239	301
DEWEY	904	419
DOUGLAS	1071	167
EDMUNDS	246	220
FALL RIVER	1762	676
FAULK	671	154
GRANT	2315	419
GREGORY	1307	304
HAAKON	679	159
HAMLIN	1538	358
HAND	1192	299
HANSON	1120	159
HARDING	422	83
HUGHES	5957	889
HUTCHINSON	2286	269
HYDE	511	128
JACKSON	545	237
JERARD	643	142
JONES	409	91
KINGSBURY	1648	279
LAKE	3521	543
LAWRENCE	6263	1649
LINCOLN	10159	1597
LYMAN	878	271
MARSHALL	1098	233
MCCOOK	1966	265
MCPHERSON	742	148
MEADE	5923	1548
MELLETTTE	406	180
MINER	781	108
MINNEHAHA	41095	6982
MOODY	1877	442
PENNINGTON	23686	4889
PERKINS	779	240
POTTER	870	194
ROBERTS	2515	682
SANBORN	769	135
SHANNON	893	931
SPINK	2112	411
STANLEY	1052	198
SULLY	542	104
TODD	772	665
TRIPP	1757	337
TURNER	2520	482
UNION	3496	743
WALWORTH	1553	297
YANKTON	5146	1255
ZIEBACH	322	243

TOTALS 203683 42056  
 PERCENTAGE 82.89% 17.11%

245739

Justice Steven L. Zinter - 3rd

	Yes	No
AURORA	878	171
BEADLE	4708	832
BENNETT	580	299
BON HOMME	1773	430
BROOKINGS	7153	1209
BROWN	10464	1682
BRULE	1371	290
BUFFALO	307	197
BUTTE	2415	573
CAMPBELL	520	79
CHARLES MIX	2198	538
CLARK	1112	235
CLAY	3188	596
CODINGTON	7123	1208
CORSON	519	240
CUSTER	2288	613
DAVISON	5225	761
DAY	1894	363
DEUEL	1259	277
DEWEY	908	405
DOUGLAS	1049	158
EDMUNDS	1278	189
FALL RIVER	1827	601
FAULK	679	139
GRANT	2339	410
GREGORY	1322	297
HAAKON	724	131
HAMLIN	1581	314
HAND	1197	290
HANSON	1109	165
HARDING	415	90
HUGHES	6701	695
HUTCHINSON	2245	267
HYDE	543	108
JACKSON	557	219
JERARD	620	159
JONES	426	87
KINGSBURY	1648	283
LAKE	3385	579
LAWRENCE	6267	1595
LINCOLN	10055	1558
LYMAN	906	248
MARSHALL	1100	221
MCCOOK	1784	281
MCPHERSON	723	158
MEADE	5907	1509
MELLETTTE	412	174
MINER	737	140
MINNEHAHA	40349	6730
MOODY	1863	449
PENNINGTON	23817	4670
PERKINS	785	226
POTTER	877	192
ROBERTS	2477	698
SANBORN	747	143
SHANNON	868	932
SPINK	2123	394
STANLEY	1177	160
SULLY	597	74
TODD	762	665
TRIPP	1784	340
TURNER	2457	479
UNION	3477	757
WALWORTH	1554	300
YANKTON	5105	1294
ZIEBACH	326	229

TOTALS 204564 40791  
 PERCENTAGE 83.37% 16.63%

245355

South Dakota General Election November 7, 2006

Constitutional Amendments

	C		D		E		F	
	Yes	No	Yes	No	Yes	No	Yes	No
AURORA	886	581	336	1103	144	1315	366	1055
BEADLE	4107	3441	1018	6334	720	6722	2177	4984
BENNETT	561	588	239	867	240	895	330	736
BON HOMME	1800	1349	700	2402	262	2865	746	2268
BROOKINGS	5544	6233	2196	9181	1074	10557	3802	7311
BROWN	8025	7712	2527	12843	1629	13945	4419	10647
BRULE	1328	1005	411	1870	197	2108	658	1565
BUFFALO	301	338	175	450	202	446	221	419
BUTTE	1957	1854	1007	2772	429	3382	989	2760
CAMPBELL	449	352	107	681	58	741	191	567
CHARLES MIX	2189	1476	659	2918	410	3205	1136	2390
CLARK	1009	896	403	1466	142	1739	533	1291
CLAY	1843	3475	823	4260	483	4762	1759	3265
CODINGTON	6110	4754	2204	8476	1121	9651	3393	7047
CORSON	481	562	233	785	170	859	362	635
CUSTER	1938	1985	1284	2583	449	3447	1060	2724
DAVISON	4469	3326	1308	6323	779	6936	2526	4905
DAY	1504	1496	557	2406	318	2670	752	2172
DEUEL	1218	935	434	1675	178	1944	541	1534
DEWEY	694	985	336	1305	323	1347	526	1089
DOUGLAS	1266	515	350	1400	137	1628	579	1124
EDMUNDS	1175	873	351	1631	191	1800	515	1403
FALL RIVER	1600	1742	940	2331	503	2826	945	2312
FAULK	570	564	170	932	98	1029	256	830
GRANT	1890	1720	559	2972	346	3219	1064	2409
GREGORY	1258	950	531	1627	225	1959	593	1502
HAAKON	573	519	214	855	86	1000	254	798
HAMLIN	1511	1047	535	1956	222	2305	633	1805
HAND	1111	934	377	1559	188	1805	515	1388
HANSON	1193	638	350	1423	182	1619	534	1203
HARDING	402	280	139	529	30	647	171	490
HUGHES	4055	4097	960	7084	740	7379	2593	5367
HUTCHINSON	2189	1468	595	2942	292	3275	1055	2351
HYDE	452	376	137	672	81	746	219	582
JACKSON	529	454	232	735	146	839	283	683
JERAULD	561	507	178	875	101	952	316	703
JONES	327	321	134	495	55	581	115	505
KINGSBURY	1278	1335	461	2114	230	2394	786	1734
LAKE	2703	2634	970	4313	510	4813	1487	3695
LAWRENCE	5043	5481	2750	7639	1096	9362	2955	7161
LINCOLN	8972	7197	2301	13547	1399	14676	5687	9757
LYMAN	738	785	293	1215	212	1307	432	1048
MARSHALL	902	950	295	1523	178	1651	495	1255
MCCOOK	1685	1159	441	2335	270	2530	851	1844
MCPHERSON	769	527	236	1026	134	1134	369	865
MEADE	5296	4618	3162	6612	1285	8611	2817	6764
MELLETTE	392	367	157	597	167	590	216	524
MINER	633	612	201	1018	105	1134	343	844
MINNEHAHA	33603	32838	9789	56204	6541	60242	23043	40690
MOODY	1573	1537	541	2489	386	2685	930	2037
PENNINGTON	19806	18991	13084	24957	4500	34046	13098	24168
PERKINS	873	605	239	1207	89	1383	395	1020
POTTER	773	668	217	1193	100	1311	308	1061
ROBERTS	2179	1991	810	3320	608	3555	1278	2737
SANBORN	656	595	210	999	134	1083	347	836
SHANNON	795	1467	567	1613	941	1297	982	1198
SPINK	1678	1602	565	2644	303	2928	786	2349
STANLEY	700	807	193	1300	156	1350	406	1070
SULLY	476	363	124	706	85	750	172	642
TODD	825	985	425	1329	736	1064	694	1035
TRIPP	1489	1222	575	2057	277	2414	646	1954
TURNER	2349	1753	700	3309	382	3671	1308	2586
UNION	2923	2704	959	4533	638	4860	1679	3643
WALWORTH	1271	1154	359	2018	215	2179	654	1662
YANKTON	4505	4461	1403	7286	861	7994	2521	5962
ZIEBACH	345	396	167	554	152	575	204	498
TOTALS	172305	160152	65903	260375	35641	294734	103026	215458
PERCENTAGE	51.83%	48.17%	20.20%	79.80%	10.79%	89.21%	32.35%	67.65%
	332457		326278		330375		318484	

South Dakota General Election November 7, 2006

Supreme Court Justice Retention

Justice Judith K. Meierhenry - 4th

	Yes	No
AURORA	920	173
BEADLE	4839	907
BENNETT	614	267
BON HOMME	1870	435
BROOKINGS	7468	1226
BROWN	10659	1844
BRULE	1449	315
BUFFALO	343	189
BUTTE	2469	582
CAMPBELL	513	106
CHARLES MIX	2369	501
CLARK	1150	252
CLAY	3350	641
CODINGTON	7270	1335
CORSON	541	236
CUSTER	2351	613
DAVISON	5448	797
DAY	2007	360
DEUEL	1291	292
DEWEY	968	372
DOUGLAS	1084	186
EDMUNDS	1318	199
FALL RIVER	1857	642
FAULK	694	156
GRANT	2410	378
GREGORY	1516	299
HAAKON	720	143
HAMLIN	1597	360
HAND	1242	300
HANSON	1118	198
HARDING	420	92
HUGHES	6087	1034
HUTCHINSON	2340	335
HYDE	532	122
JACKSON	599	205
JERAULD	668	156
JONES	435	92
KINGSBURY	1719	279
LAKE	3589	638
LAWRENCE	6449	1582
LINCOLN	10554	1880
LYMAN	941	264
MARSHALL	1160	207
MCCOOK	1922	301
MCPHERSON	751	149
MEADE	6100	1482
MELLETTE	450	161
MINER	790	138
MINNEHAHA	43467	8169
MOODY	2029	422
PENNINGTON	24453	4835
PERKINS	793	240
POTTER	930	183
ROBERTS	2658	624
SANBORN	789	146
SHANNON	1053	798
SPINK	2188	395
STANLEY	1073	224
SULLY	583	98
TODD	933	554
TRIPP	1858	380
TURNER	2592	549
UNION	3624	732
WALWORTH	1597	298
YANKTON	5295	1331
ZIEBACH	358	203

TOTALS 213224 43602  
 PERCENTAGE 83.02% 16.98%

256826

Justice David Gilbertson - 5th

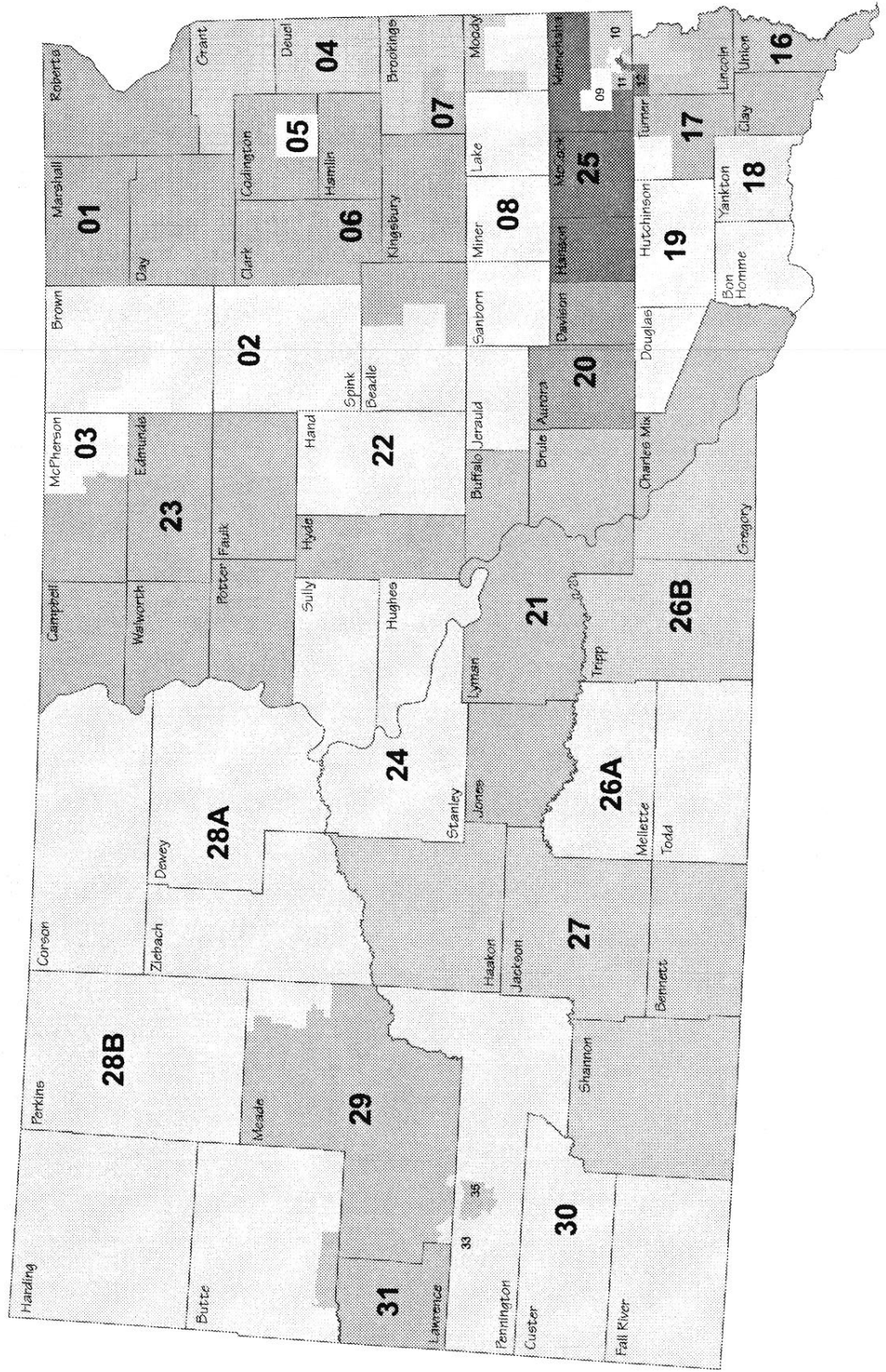
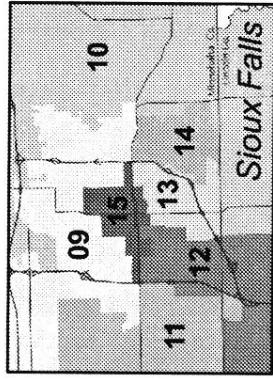
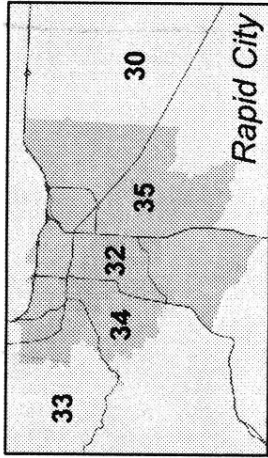
	Yes	No
AURORA	905	152
BEADLE	4787	746
BENNETT	565	285
BON HOMME	1792	399
BROOKINGS	7491	1053
BROWN	10783	1569
BRULE	1388	282
BUFFALO	312	191
BUTTE	2439	541
CAMPBELL	530	74
CHARLES MIX	2244	505
CLARK	1162	205
CLAY	3234	566
CODINGTON	7329	1123
CORSON	536	224
CUSTER	2292	594
DAVISON	5339	678
DAY	2128	324
DEUEL	1292	253
DEWEY	927	382
DOUGLAS	1055	159
EDMUNDS	1303	187
FALL RIVER	1856	567
FAULK	705	130
GRANT	2363	394
GREGORY	1344	267
HAAKON	703	134
HAMLIN	1659	265
HAND	1219	263
HANSON	1116	151
HARDING	422	79
HUGHES	6275	706
HUTCHINSON	2267	259
HYDE	513	118
JACKSON	555	214
JERAULD	657	128
JONES	413	81
KINGSBURY	1702	235
LAKE	3537	502
LAWRENCE	6323	1551
LINCOLN	10274	1413
LYMAN	893	253
MARSHALL	1302	191
MCCOOK	1820	257
MCPHERSON	745	138
MEADE	5958	1431
MELLETTE	412	180
MINER	771	114
MINNEHAHA	41575	6204
MOODY	1924	413
PENNINGTON	23972	4497
PERKINS	815	206
POTTER	901	181
ROBERTS	3137	571
SANBORN	759	126
SHANNON	961	860
SPINK	2187	368
STANLEY	1084	176
SULLY	560	90
TODD	787	649
TRIPP	1759	340
TURNER	2522	431
UNION	3543	699
WALWORTH	1555	273
YANKTON	5240	1186
ZIEBACH	348	214

TOTALS 209266 37997  
 PERCENTAGE 84.63% 15.37%

247263



# South Dakota Legislative Districts December 2005



South Dakota General Election November 7, 2006

**1st Circuit Court**

	A Timothy W. Bjorkman	A James Danforth Taylor	B Steven R. Jensen	C Bruce V. Anderson	D Arthur L. Rusch	E Lee D. Anderson	F Glen W. Eng
AURORA	929	249	666	670	638	470	630
BON HOMME	1491	435	1250	1313	1278	1205	1226
BRULE	1362	298	931	973	908	879	907
BUFFALO	227	180	209	196	185	196	176
CHARLES MIX	1860	563	1590	2282	1576	1478	1579
CLAY	2640	716	2291	2179	2922	2097	2210
DAVISON	4050	2343	3737	3814	3704	2037	3707
DOUGLAS	986	256	738	797	721	692	723
HANSON	1013	332	725	712	693	407	697
HUTCHINSON	1903	650	1341	1396	1323	1213	1479
MCCOOK	1964	392	1147	1129	1107	994	1101
TURNER	1906	571	1675	1651	1659	1595	1642
UNION	2287	898	2484	2316	2353	2267	2284
YANKTON	3958	1520	3851	3855	4418	3577	4458
TOTALS	26576 73.87% 35979	9403 26.13%	22635	23283	23485	19107	22819

**2nd Circuit Court**

	A Glen A. Severson	B William J. Srstka, Jr.	C Bradley Zell	C Gordon D. Swanson	D Pat Riepel	D Doug Hoffman	E Peter H. Lieberman	F Joseph Neiles	G Stuart L. Tiede	H Kathleen K. Caldwell
LINCOLN	7769	7755	6156	3764	6187	4887	7756	7167	7153	7394
MINNEHAHA	32476	34026	22415	18700	27594	19881	34270	30036	29282	30647
TOTALS	40245	41781	28571 55.98% 51035	22464 44.02%	33781 57.70% 58549	24768 42.30%	42026	37203	36435	38041

**3rd Circuit Court**

	A Robert L. Timm	B Vincent A. Foley	B Sean M. O'Brien	C Jon R. Erickson	D David R. Gienapp	E Ron Roehr	F Tim D. Tucker
BEADLE	4082	3050	2143	4527	3814	3580	3698
BROOKINGS	5863	2347	6802	5581	5835	5436	5580
CLARK	1193	1053	434	865	829	862	831
CODINGTON	7388	7308	2622	5410	5304	5715	5319
DEUEL	1165	884	748	968	952	1010	961
GRANT	2372	1410	1267	1881	1839	2519	1870
HAMLIN	1444	1318	833	1238	1208	1237	1213
HAND	1045	799	561	1045	920	896	932
JERAULD	514	441	258	507	470	453	478
KINGSBURY	1356	1034	834	1329	1273	1209	1321
LAKE	2765	1484	2364	2611	3555	2573	3686
MINER	550	245	667	528	631	516	646
MOODY	1483	985	1106	1411	1536	1382	1686
SANBORN	597	491	272	563	543	516	541
TOTALS	31817	22849 52.21% 43760	20911 47.79%	28464	28709	27904	28762

**4th Circuit Court**

	A John H. Fitzgerald	A Jerome A. Eckrich	B John W. Bastian	C Warren G. Johnson	D Randall Macy
BUTTE	1479	1989	2414	2294	2366
CORSON	346	352	442	461	468
DEWEY	492	698	684	710	681
HARDING	191	374	421	421	406
LAWRENCE	4118	5032	5100	5960	5192
MEADE	3908	4102	4458	4663	4469
PERKINS	409	776	710	758	733
ZIEBACH	244	254	243	272	252
TOTALS	11187 45.17% 24764	13577 54.83%	14472	15539	14567

**South Dakota General Election November 7, 2006 for Legislature**

HOUSE DISTRICT #32				
<b>Brian Dreyer - R</b>	4247		4247	26.92%
<b>Alan Hanks-R</b>	4502		4502	28.53%
Suzan Nolan - D	3822		3822	24.22%
Pamela K Hemmingsen - D	3208		<u>3208</u>	20.33%
			15779	
SENATE DISTRICT #33				
	MEADE	PENNINGTON		
<b>Dennis Schmidt - R</b>	890	3374	4264	54.9%
Dennis Finch - D	601	2900	<u>3501</u>	45.1%
			7765	
HOUSE DISTRICT #33				
<b>Don Van Etten-R</b>	796	3129	3925	30.53%
<b>Michael Buckingham-R</b>	694	2819	3513	27.33%
Paula Long Fox - D	524	2531	3055	23.76%
Jeff Nelsen - D	395	1968	<u>2363</u>	18.38%
			12856	
SENATE DISTRICT #34				
	PENNINGTON			
<b>Royal "Mac" McCracken - R</b>	6872		<u>6872</u>	100.00%
			6872	
HOUSE DISTRICT #34				
<b>David Lust - R</b>	5576		5576	33.91%
<b>Ed McLaughlin-R</b>	5184		5184	31.53%
C. Suzy Dennis - D	2906		2906	17.67%
Justin Lena - D	2777		<u>2777</u>	16.89%
			16443	
SENATE DISTRICT #35				
	PENNINGTON			
<b>William "Bill" Napoli-R</b>	3648		3648	52.7%
Theresa Spry - D	3274		<u>3274</u>	47.3%
			6922	
HOUSE DISTRICT #35				
<b>Jeffrey Haverly-R</b>	3483		3483	33.06%
<b>Mark Kirkeby - R</b>	3326		3326	31.57%
Laurie Wudtke - D	2545		2545	24.16%
John Buxcel - I	1181		<u>1181</u>	11.21%
			10535	

**Bold Type Denotes Winners**

South Dakota General Election November 7, 2006

**5th Circuit Court**

	<b>A</b>	<b>B</b>	<b>C</b>	<b>D</b>
	Jon S. Flemmer	Tony L. Portra	Scott P. Myren	Jack R. Von Wald
BROWN	8613	8692	7805	8970
CAMPBELL	462	439	494	571
DAY	2015	1390	1405	1483
EDMUNDS	944	917	927	1134
FAULK	501	486	486	569
MARSHALL	885	820	783	847
MCPHERSON	657	592	585	707
ROBERTS	1992	1808	1649	1650
SPINK	1648	1595	1585	1675
WALWORTH	1160	1094	1450	1588
<b>TOTALS</b>	<b>18877</b>	<b>17833</b>	<b>17169</b>	<b>19194</b>

**6th Circuit Court**

	<b>A</b>	<b>B</b>	<b>B</b>	<b>C</b>	<b>D</b>	<b>D</b>
	Max A. Gors	Lori S. Wilbur	Anita L. Fuoss	James W. Anderson	Rose Ann Wendell	Kathleen Felker Trandahl
BENNETT	503	460	383	454	414	563
GREGORY	1315	1092	520	1064	983	1010
HAAKON	728	500	382	619	487	383
HUGHES	5861	6102	1361	5330	2966	4250
HYDE	508	511	198	479	383	267
JACKSON	565	466	291	492	380	448
JONES	469	455	180	419	249	280
LYMAN	907	714	476	758	522	600
MELLETTTE	459	347	292	358	303	327
POTTER	814	979	209	735	415	618
STANLEY	1023	1033	381	934	645	681
SULLY	504	550	186	477	462	261
TODD	632	554	624	588	676	613
TRIPP	1809	1648	588	1510	832	1802
<b>TOTALS</b>	<b>16097</b>	<b>15411</b>	<b>6071</b>	<b>14217</b>	<b>9717</b>	<b>12103</b>
		71.74%	28.26%		44.53%	55.47%
		21482			21820	

**7th Circuit Court**

	<b>A</b>	<b>B</b>	<b>C</b>	<b>D</b>	<b>E</b>	<b>F</b>	<b>F</b>
	John J. Delaney	Merton B. Tice, Jr.	Thomas L. Trimble	Jeff W. Davis	Janine M. Kern	A.P. Fuller	Lance S. Russell
CUSTER	2069	2186	1904	2058	1922	1165	1606
FALL RIVER	1406	1531	1393	1438	1464	1604	1424
PENNINGTON	18810	20730	18372	19353	19991	14420	10745
SHANNON	531	676	681	487	567	696	620
<b>TOTALS</b>	<b>22816</b>	<b>25123</b>	<b>22350</b>	<b>23336</b>	<b>23944</b>	<b>17885</b>	<b>14395</b>
						55.41%	44.59%
						32280	

**South Dakota General Election November 7, 2006 for Legislature**

HOUSE DISTRICT #24										
<b>Ryan P. Olson - R</b>	5092	885	571						6548	52.08%
<b>Tim G. Rounds-R</b>	4761	811	454						<del>6026</del>	47.92%
SENATE DISTRICT #25										
HANSON	MCCOOK	MINNEHAHA							12574	
<b>Arlen (Arnie) Hauge - R</b>	962	1512	2601						5075	51.67%
Mike Kroger - D	673	1174	2899						<del>4746</del>	48.33%
HOUSE DISTRICT #25										
<b>Tim Rave-R</b>	876	1477	2992						9821	
Greg Ammon - R	769	904	2533						5345	32.08%
<b>Don Ahlers - D</b>	638	1265	2985						4206	25.24%
Rick Bauermeister - D	382	625	1215						4888	29.34%
SENATE DISTRICT #26										
GREGORY	MELLETTE	TODD	TRIPP						16661	
Lee Weidner - R	636	348	468	1552					3004	40.72%
<b>Julie Bartling - D</b>	1570	379	1276	1149					<del>4374</del>	59.28%
HOUSE DISTRICT #26A										
MELLETTE	TODD								7378	
Barry Jensen-R	524	442							966	37.35%
<b>Larry J. Lucas - D</b>	183	1060							1243	48.07%
Calvin G. Jones Jr. - I	56	321							<del>377</del>	14.58%
HOUSE DISTRICT #26B										
GREGORY	TRIPP								2586	
<b>Kim L. Vanneman - R</b>	750	1729							2479	50.92%
Thomas J. Glover - D	1441	948							<del>2389</del>	49.08%
SENATE DISTRICT #27										
BENNETT	HAAKON	JACKSON	SHANNON						4868	
Craig L. Hanrahan - R	664	949	667	240					2520	46.27%
<b>Theresa (Huck) Two Bulls-D</b>	444	122	284	2076					<del>2926</del>	53.73%
HOUSE DISTRICT #27										
<b>Mark DeVries - R</b>	579	869	573	196					5446	
Maxine Broken Nose - R	116	202	122	393					2217	25.24%
<b>Jim Bradford - D</b>	565	162	263	1772					833	9.48%
Gene S. Williams - D	380	420	509	734					2762	31.44%
Elizabeth May - I	302	126	165	337					2043	23.26%
SENATE DISTRICT #28										
BUTTE	CORSON	DEWEY	HARDING	MEADE	PERKINS	ZIEBACH			8785	
Ted A. Klautdt - R	726	496	412	427	100	920	181		3262	46.01%
<b>Ryan Maher - D</b>	467	569	1274	240	157	551	570		<del>3828</del>	53.99%
HOUSE DISTRICT #28A										
CORSON	DEWEY	ZIEBACH				TOTAL			7090	
Everett Hunt-R	136	637	312			1085	39.6%			
<b>Thomas J. Van Norman - D</b>	249	994	409			<del>1652</del>	60.4%			
HOUSE DISTRICT #28B										
BUTTE	CORSON	HARDING	MEADE	PERKINS						
<b>Betty Olson - R</b>	847	365	480	171	945	<del>2808</del>	100.00%			
SENATE DISTRICT #29										
BUTTE	MEADE									
<b>Kenneth McNenny-R</b>	1593	4416				6009	66.4%			
Tim Harwood - I	585	2458				<del>3043</del>	33.6%			
HOUSE DISTRICT #29										
Thomas J. Brunner-R	1508	3898				5406	50.2%			
<b>Larry R. Rhoden-R</b>	1256	4106				<del>5362</del>	49.8%			
SENATE DISTRICT #30										
CUSTER	FALL RIVER	PENNINGTON								
<b>Jim Lintz-R</b>	2318	1749	2857			6924	61.4%			
Catherine Raliff - D	1480	1529	1347			<del>4356</del>	38.6%			
HOUSE DISTRICT #30										
<b>Gordon Pederson-R</b>	1911	1659	2263			5833	30.01%			
<b>Gordon Howle-R</b>	1868	1596	2171			5635	28.99%			
Jerry Bloomer - D	1323	1239	1231			3793	19.51%			
Rick Hanson - D	1514	1183	1481			<del>4178</del>	21.49%			
SENATE DISTRICT #31										
LAWRENCE										
<b>Jerry Apa - R</b>	5982					5982	61.7%			
Karen Ballert - I	3721					<del>3721</del>	38.3%			
HOUSE DISTRICT #31										
<b>Tom Hills-R</b>	5034					5034	27.89%			
<b>Charles M. Turbiville-R</b>	5031					5031	27.88%			
Deb Phillips - D	3615					3615	20.03%			
Dinah Paris - D	3764					3764	20.86%			
Andre Ager - L	603					<del>603</del>	3.34%			
SENATE DISTRICT #32										
PENNINGTON										
Elli Schwiesow - R	4515					4515	47.5%			
<b>Tom Katus - D</b>	4994					<del>4994</del>	52.5%			
						9509				

**Bold Type Denotes Winners**



**South Dakota General Election November 7, 2006 for Legislature**

SENATE DISTRICT #1	DAY	MARSHALL	ROBERTS		TOTAL	
<b>Gary D. Hanson - D</b>	2145	1235	3111		<b>6491</b>	100.00%
HOUSE DISTRICT #1					6491	
Scott German - R	789	422	1167		2378	19.26%
<b>Clayton Halverson-D</b>	1453	1261	2767		5481	44.40%
<b>David Sigdestad - D</b>	2020	855	1610		<b>4485</b>	36.33%
					12344	
SENATE DISTRICT #2	BROWN	SPINK				
Brian G. Johnson-R	2335	1821			4156	44.42%
<b>Jim Hundstad - D</b>	3770	1430			<b>5200</b>	55.58%
					9356	
HOUSE DISTRICT #2						
Scott Layman-R	1632	1092			2724	16.73%
Jim Lorenz - R	1618	1003			2621	16.10%
<b>H. Paul Dennert-D</b>	3961	1748			5709	35.06%
<b>Burt Elliott - D</b>	3770	1460			<b>5230</b>	32.12%
					16284	
SENATE DISTRICT #3	BROWN	MCPHERSON				
Isaac Latterell - R	4505	300			4805	49.84%
Alan C. Hoerth - D	4598	238			<b>4836</b>	50.16%
					9641	
RECOUNT SENATE DISTRICT #3	BROWN	MCPHERSON				
Isaac Latterell - R	4505	300			4805	49.84%
<b>Alan C. Hoerth - D</b>	4598	238			<b>4836</b>	50.16%
					9641	
HOUSE DISTRICT #3						
<b>David Novstrup - R</b>	4335	344			4679	26.60%
<b>Al Novstrup-R</b>	4673	337			5010	28.48%
Ted Kneebone - D	3433	154			3587	20.39%
Thomas E. Black-D	4173	144			<b>4317</b>	24.54%
					17593	
SENATE DISTRICT #4	BROOKINGS	DEUEL	GRANT	MOODY		
Larry Diedrich - R	1713	825	1537	507	4582	47.34%
<b>Jim Peterson - D</b>	1358	1324	2064	351	<b>5097</b>	52.66%
					9679	
HOUSE DISTRICT #4						
Mary E. Nusbush - R	1648	996	1132	410	4186	30.29%
<b>Val Rausch-R</b>	1286	951	2314	306	4857	35.14%
<b>Steve Street-D</b>	1251	1174	2003	350	<b>4778</b>	34.57%
					13821	
SENATE DISTRICT #5	CODINGTON					
Dennis Arnold - R	4451				4451	48.13%
<b>Nancy J. Turbak - D</b>	4797				<b>4797</b>	51.87%
					9248	
HOUSE DISTRICT #5						
<b>Bob Fehn-R</b>	5442				5442	33.51%
<b>Al Kolstinen - R</b>	4356				4356	26.82%
Dale Howlett - D	3414				3414	21.02%
Rich Mittelstedt - D	3029				<b>3029</b>	18.65%
					16241	
SENATE DISTRICT #6	BEADLE	CLARK	CODINGTON	HAMLIN	KINGSBURY	
<b>Brock L. Greenfield-R</b>	472	1320	792	1525	1406	5515
Ron Foster - D	246	578	670	975	1121	<b>3590</b>
						9105
HOUSE DISTRICT #6						
<b>Paul Nelson-R</b>	409	937	616	1382	1762	5106
<b>Kristi Noem - R</b>	361	1235	789	1544	1365	5294
Jason Soren - D	261	606	609	825	862	<b>3163</b>
						13563
SENATE DISTRICT #7	BROOKINGS					
<b>Orville B. Smidt-R</b>	4634					4634
Harold Widvey - D	3472					<b>3472</b>
						8106
HOUSE DISTRICT #7						
<b>Carol A Pitts - R</b>	4596					4596
<b>Larry J. Tidemann - R</b>	4585					4585
Joshua Horton - D	2273					2273
Robert Klein - D	2837					<b>2837</b>
						14291
SENATE DISTRICT #8	LAKE	MINER	MOODY	SANBORN		
John Toates - R	2191	485	822	537		4035
<b>Dan Sutton - D</b>	2863	692	1306	595		<b>5456</b>
						9491
HOUSE DISTRICT #8						
<b>Russell Olson - R</b>	3101	445	1139	507		5192
Gerald F. Lange - D	2388	547	947	517		4399
<b>David B. Gessman-D</b>	2523	901	952	653		<b>5029</b>
						14620

**Bold Type Denotes Winners**

**South Dakota General Election November 7, 2006 for Legislature**

HOUSE DISTRICT #16									
<b>Joel D. Dykstra-R</b>	2314	2546				4860	30.58%		
Dan Lederman - R	1381	2286				3667	23.06%		
Ron Jenkins - D	1017	1602				2619	16.47%		
<b>Margaret V. Gillespie - D</b>	2205	2550				<u>4755</u>	29.90%		
						15901			
SENATE DISTRICT #17									
	CLAY	TURNER							
Nathan J Adams - R	1272	1197				2469	31.48%		
<b>Ben Nesselhuf-D</b>	3658	1717				<u>5375</u>	68.52%		
						7844			
HOUSE DISTRICT #17									
<b>Jamie M. Boomgarden-R</b>	1804	2104				3908	27.89%		
Donna Schafer-R	2200	1143				3343	23.86%		
<b>Eldon E. Nygaard - D</b>	2692	1140				3832	27.35%		
Patricia A. Norin - D	2049	880				<u>2929</u>	20.90%		
						14012			
SENATE DISTRICT #18									
	YANKTON								
<b>Jean Hunhoff - R</b>	4811					4811	54.61%		
Curt Bernard - D	3999					<u>3999</u>	45.39%		
						8810			
HOUSE DISTRICT #18									
<b>Charlotte "Charli" Gilson - R</b>	3485					3485	24.35%		
Wayne E. Pibal - R	2965					2965	20.72%		
David B. Dickinson - D	2035					2035	14.22%		
<b>Garry A. Moore - D</b>	5827					<u>5827</u>	40.71%		
						14312			
SENATE DISTRICT #19									
	BON HOMME	DOUGLAS	HUTCHINSON	TURNER					
John P. Hauck - R	1149	826	1690	430		4095	44.31%		
<b>Frank J. Kloucek - D</b>	2012	912	1893	330		<u>5147</u>	55.69%		
						9242			
HOUSE DISTRICT #19									
<b>Gary Jerke - R</b>	1563	1171	2388	469		5591	35.04%		
<b>J.E. "Jim" Putnam-R</b>	1361	1294	2119	407		5181	32.47%		
Ronnie Hornstra - D	1659	396	781	213		3049	19.11%		
Dennis J. Schull - D	691	237	820	187		1935	12.13%		
Alexander Martin - L	88	30	59	25		<u>202</u>	1.27%		
						15958			
SENATE DISTRICT #20									
	AURORA	DAVISON							
<b>Ed Olson - R</b>	851	5601				<u>6452</u>	100.00%		
						6452			
HOUSE DISTRICT #20									
<b>Lance A. Carson - R</b>	506	4024				4530	29.39%		
<b>Mike Vehle-R</b>	533	3909				4442	28.82%		
Susan N. Steele - D	943	3012				3955	25.66%		
David Mitchell - D	377	2108				<u>2485</u>	16.12%		
						15412			
SENATE DISTRICT #21									
	BRULE	BUFFALO	CHARLES MIX	JONES	LYMAN				
<b>Cooper Garnos - R</b>	1262	190	2102	518	950	5022	58.25%		
Mahylen D. Niles - D	1013	445	1454	121	567	<u>3600</u>	41.75%		
						8622			
HOUSE DISTRICT #21									
<b>Kent Juhnke - R</b>	1087	136	1474	468	770	3935	27.41%		
<b>Thomas J. Deadrick-R</b>	1080	136	2102	316	539	4173	29.07%		
Diane L. Kastner - D	561	349	1146	102	532	2690	18.74%		
David Reis - D	1078	275	1312	202	690	<u>3557</u>	24.78%		
						14355			
SENATE DISTRICT #22									
	BEADLE	HAND	JERAULD						
<b>Tom Hansen-R</b>	3489	1205	506			5200	53.8%		
Peggy Anne Gibson - D	3181	742	541			<u>4464</u>	46.2%		
						9664			
HOUSE DISTRICT #22									
Warren Lotsberg - R	2890	604	319			3813	22.40%		
Joshua R. Haeder - R	2949	758	250			3957	23.25%		
<b>Quinten L. Burg - D</b>	2983	1008	783			4774	28.05%		
<b>Dale Hargens - D</b>	2712	1231	533			<u>4476</u>	26.30%		
						17020			
SENATE DISTRICT #23									
	CAMPBELL	EDMUNDS	FAULK	HYDE	MCPHERSON	POTTER	WALWORTH	TOTAL	
<b>Jay L. Duenwald - R</b>	631	1438	809	557	537	898	1719	6589	76.28%
Merlyn "Justice" Schutterle - I	74	233	145	132	74	302	253	1213	14.04%
Wayne E. Schmidt - I	56	107	88	39	27	184	335	<u>836</u>	9.68%
								8638	
HOUSE DISTRICT #23									
<b>Justin J. Davis - R</b>	568	1339	647	495	460	779	1431	5719	43.75%
<b>Tom Hackl - R</b>	418	919	543	406	324	843	1155	4608	35.25%
Ruth E. Wood - I	194	621	481	226	169	432	622	<u>2745</u>	21.00%
								13072	
SENATE DISTRICT #24									
	HUGHES	STANLEY	SULLY						
<b>Bob Gray-R</b>	5789	1009	539					<u>7337</u>	100.00%
								7337	

**Bold Type Denotes Winners**

**South Dakota General Election November 7, 2006 for Legislature**

SENATE DISTRICT #9	MINNEHAHA			
<b>Tom Dempster-R</b>	4250		4250	53.76%
Paul Nielson - D	3655		3655	46.24%
			7905	
HOUSE DISTRICT #9				
Katy Dressen - R	3460		3460	24.31%
<b>Deb Peters-R</b>	3699		3699	25.99%
<b>Richard A. Engels - D</b>	3568		3568	25.07%
Elaine A. Roberts-D	3503		<u>3503</u>	24.62%
			14230	
SENATE DISTRICT #10	LINCOLN	MINNEHAHA		
<b>Gene G. Abdallah-R</b>	3681	3785	7466	57.13%
Philip G. Sietstra - D	2562	3040	<u>5602</u>	42.87%
			13068	
HOUSE DISTRICT #10				
<b>Shantel Krebs-R</b>	3700	3806	7506	32.70%
<b>Roger Hunt-R</b>	3022	3202	6224	27.12%
Rich Kielman - D	1970	2768	4738	20.64%
Mary Ann Giebink - D	1928	2556	<u>4484</u>	19.54%
			22952	
SENATE DISTRICT #11	LINCOLN	MINNEHAHA		
<b>Jason M. Gant-R</b>	537	5278	5815	55.48%
D Scott Bartlett-C	61	414	475	4.53%
<b>Rebekah A. Craddock - D</b>	364	3828	<u>4192</u>	39.99%
			10482	
HOUSE DISTRICT #11				
<b>Mark K Willadsen-R</b>	433	4706	5139	29.21%
<b>Keri K. Weems-R</b>	457	4992	5449	30.97%
Lance Moran - D	327	3294	3621	20.58%
Marie Y Williams-D	287	3099	<u>3386</u>	19.24%
			17595	
SENATE DISTRICT #12	LINCOLN	MINNEHAHA		
William F. Earley-R	2058	3097	5155	49.90%
Sandy Jerstad - D	1678	3497	<u>5175</u>	50.10%
			10330	
RECOUNT SENATE DISTRICT #12	LINCOLN	MINNEHAHA		
William F. Earley-R	2061	3096	5157	49.94%
<b>Sandy Jerstad - D</b>	1678	3492	<u>5170</u>	50.06%
			10327	
HOUSE DISTRICT #12				
<b>Hal Wick-R</b>	2253	3542	5795	33.15%
<b>Manny Steele - R</b>	1704	2776	4480	25.63%
Joe Weis - D	1152	2454	3606	20.63%
Gregory Kniffen - D	937	2280	3217	18.40%
John I. Anderson - L	104	280	<u>384</u>	2.20%
			17482	
SENATE DISTRICT #13	MINNEHAHA			
Dick Kelly-R	4519		4519	45.66%
<b>Scott N. Heidepriem - D</b>	5378		<u>5378</u>	54.34%
			9897	
HOUSE DISTRICT #13				
<b>Phyllis M. Heineman-R</b>	4717		4717	25.88%
Richard W. Gourley - R	3725		3725	20.44%
<b>Bill Thompson - D</b>	4994		4994	27.40%
Susan Blake - D	4357		4357	23.91%
Brian Liss - I	430		<u>430</u>	2.36%
			18223	
SENATE DISTRICT #14	MINNEHAHA			
<b>Dave Knudson-R</b>	5849		5849	57.18%
William L. Scott - C	837		837	8.18%
Roger Berggren - D	3543		<u>3543</u>	34.64%
			10229	
HOUSE DISTRICT #14				
R Shawn Tornow-R	4809		4809	27.70%
<b>Joni Cutler-R</b>	5006		5006	28.83%
<b>Marc Feinstein - D</b>	5099		5099	29.37%
Jacey Harmon - D	2447		<u>2447</u>	14.09%
			17361	
SENATE DISTRICT #15	MINNEHAHA			
Tamera Weis "Tammy" - R	1878		1878	37.96%
<b>Gil Koetzle - D</b>	3069		<u>3069</u>	62.04%
			4947	
HOUSE DISTRICT #15				
Gregory P. Allis-R	1530		1530	20.91%
<b>Kathleen Miles - D</b>	3022		3022	41.31%
<b>Mary Glenski - D</b>	2764		<u>2764</u>	37.78%
			7316	
SENATE DISTRICT #16	LINCOLN	UNION		
<b>Kenneth D. Albers - R</b>	2879	3003	5882	61.79%
Kathy Lessek - D	1220	2418	<u>3638</u>	38.21%
			9520	

**Bold Type Denotes Winners**

2006 South Dakota General Election Voter Registration and Turnout Numbers

	October 23, 2006 Total						Total Inactive Registration	Actual	
	Active Registration	Active Republican	Active Democratic	Active Libertarian	Active Constitution	Active Other		Actual Turnout	Actual Percent
AURORA	2005	815	1059	1	0	130	114	1508	75.21%
BEADLE	11285	4727	4906	31	5	1616	837	7742	68.60%
BENNETT	2382	776	1389	2	0	215	147	1209	50.76%
BON HOMME	4341	2087	1807	2	0	445	95	3242	74.68%
BROOKINGS	17837	7835	6048	58	5	3891	2090	11949	66.99%
BROWN	23640	9934	10557	35	2	3112	1719	16126	68.21%
BRULE	3417	1357	1672	2	6	380	127	2373	69.45%
BUFFALO	1196	181	898	0	0	117	33	687	57.44%
BUTTE	5706	3641	1228	35	9	793	1003	3878	67.96%
CAMPBELL	1243	992	193	4	4	50	129	853	68.62%
CHARLES MIX	6016	2101	3431	2	0	482	558	3746	62.27%
CLARK	2865	1616	1032	2	0	215	151	1977	69.01%
CLAY	8738	3048	3735	27	0	1928	1823	5422	62.05%
CODINGTON	16495	7340	6603	20	2	2530	1192	11105	67.32%
CORSON	2658	769	1575	10	0	304	95	1083	40.74%
CUSTER	5788	3436	1351	17	15	969	445	3980	68.76%
DAVISON	11479	5473	4478	14	10	1504	457	7979	69.51%
DAY	4577	1689	2412	0	2	474	245	3084	67.38%
DEUEL	3022	1291	1221	2	4	504	175	2194	72.60%
DEWEY	3806	829	2564	4	0	409	422	1734	45.56%
DOUGLAS	2317	1698	494	0	0	125	78	1821	78.59%
EDMUNDS	2901	1451	1218	3	2	227	144	2120	73.08%
FALL RIVER	5266	2847	1476	24	3	916	454	3422	64.98%
FAULK	1725	861	605	0	0	259	69	1168	67.71%
GRANT	5212	2349	2016	1	1	845	436	3684	70.68%
GREGORY	3398	1710	1427	3	0	258	160	2254	66.33%
HAAKON	1555	1167	311	0	2	75	66	1115	71.70%
HAMLIN	3706	2115	1182	2	3	404	220	2607	70.35%
HAND	2737	1488	1015	1	0	233	211	2101	76.76%
HANSON	3268	1351	1191	6	1	719	89	1863	57.01%
HARDING	982	776	160	0	0	46	51	690	70.26%
HUGHES	11052	7166	2715	18	5	1148	1307	8245	74.60%
HUTCHINSON	5238	3545	1333	8	2	350	431	3742	71.44%
HYDE	1163	751	354	0	0	58	73	852	73.26%
JACKSON	1837	830	815	1	0	191	205	1013	55.14%
JERAULD	1596	790	659	1	0	146	13	1103	69.11%
JONES	816	599	160	4	0	53	76	662	81.13%
KINGSBURY	3865	2121	1310	5	0	429	339	2646	68.46%
LAKE	7811	3838	3143	16	2	812	611	5491	70.30%
LAWRENCE	15538	8517	4420	99	5	2497	1343	10691	68.81%
LINCOLN	22980	12250	6955	35	21	3719	1165	16460	71.63%
LYMAN	2573	1183	1228	1	3	158	178	1563	60.75%
MARSHALL	2896	1131	1549	3	1	212	297	1909	65.92%
MCCOOK	4101	1963	1607	5	5	521	161	2908	70.91%
MCPHERSON	2020	1477	372	1	0	170	132	1329	65.79%
MEADE	14659	8538	3673	32	21	2395	4239	10038	68.48%
MELLETTE	1386	585	661	1	0	139	117	781	56.35%
MINER	1836	674	932	3	2	225	126	1294	70.48%
MINNEHAHA	98960	44584	38033	270	141	15932	7415	69117	69.84%
MOODY	4538	1570	2296	4	0	668	245	3166	69.77%
PENNINGTON	58143	30180	16724	245	32	10962	9064	39504	67.94%
PERKINS	2218	1338	649	1	8	222	189	1513	68.21%
POTTER	2029	1413	503	0	0	113	176	1480	72.94%
ROBERTS	6924	2047	3887	7	8	975	296	4353	62.87%
SANBORN	1841	934	773	3	0	131	150	1272	69.09%
SHANNON	7846	710	5915	15	0	1206	460	2459	31.34%
SPINK	4662	2198	1988	3	1	472	263	3361	72.09%
STANLEY	2074	1218	666	0	0	190	111	1527	73.63%
SULLY	1109	699	326	8	0	76	58	849	76.56%
TODD	5519	816	3995	5	0	703	340	1881	34.08%
TRIPP	3985	2219	1437	0	2	327	182	2770	69.51%
TURNER	5919	3297	1884	7	3	728	304	4177	70.57%
UNION	9504	4243	3355	8	1	1897	856	5778	60.80%
WALWORTH	3945	2405	1080	9	2	449	434	2494	63.22%
YANKTON	13342	6103	5237	42	9	1951	1540	9180	68.81%
ZIEBACH	1644	419	1017	0	0	208	175	781	47.51%
TOTALS	507132	240101	190905	1168	350	74608	46906	341105	67.26%
PERCENTAGE		47.34%	37.64%	0.23%	0.07%	14.71%			