

BUTTE COUNTY, SOUTH DAKOTA  
CLOSED PRIMARY ELECTION  
JUNE 6, 2006

	Total	Percent
PRC CNTD (OF 16) - TOTAL . . . . .	16	100.00
BALLOTS COUNTED - TOTAL . . . . .	<del>2,165</del> 2,170	
BALLOTS COUNTED - REPUBLICAN PARTY . . . . .	1,699	170.3
BALLOTS COUNTED - DEMOCRATIC PARTY . . . . .	386	387
BALLOTS COUNTED - NONPARTISAN . . . . .	80	

REP - STATE SENATOR  
DISTRICT 28

you may vote for 1		
Kenneth Wetz . . . . .	322 <del>321</del>	60.45
Ted A. Klaudt . . . . .	156	29.38
Gerry Heck . . . . .	54	10.17
Total . . . . .	532 <del>531</del>	100.00
Overvotes . . . . .	0	
Undervotes . . . . .	18	

REP - STATE REPRESENTATIVE  
DISTRICT 28B

you may vote for 1		
Bob Drown . . . . .	126	26.92
Betty Olson . . . . .	343 <del>342</del>	73.08
Total . . . . .	469 <del>468</del>	100.00
Overvotes . . . . .	0	
Undervotes . . . . .	81	

REP - STATE REPRESENTATIVE  
DISTRICT 29

you may vote for 2		
Ray Hunter . . . . .	158 <del>157</del>	8.35
Thomas J. Brunner . . . . .	748 <del>747</del>	39.71
Maurice LaRue . . . . .	329 <del>328</del>	17.44
Larry R. Rhoden . . . . .	650 <del>649</del>	34.50
Total . . . . .	1,885 <del>1,881</del>	100.00
Overvotes . . . . .	0	
Undervotes . . . . .	421 <del>419</del>	

REP - SHERIFF

you may vote for 1		
Fred A. Lamphere . . . . .	1,021 <del>1,019</del>	60.58
Ross R. Milliken . . . . .	664 <del>663</del>	39.42
Total . . . . .	1,685 <del>1,682</del>	100.00
Overvotes . . . . .	0	
Undervotes . . . . .	18 <del>17</del>	

REP - COUNTY COMMISSIONER  
DISTRICT # 1

you may vote for 1		
Kim William Kling . . . . .	171	65.02
Miki Scheef . . . . .	92	34.98
Total . . . . .	263	100.00
Overvotes . . . . .	0	
Undervotes . . . . .	11	


BUTTE COUNTY, SOUTH DAKOTA  
CLOSED PRIMARY ELECTION  
JUNE 6, 2006


		Total	Percent
DEM - GOVERNOR			
you may vote for 1			
Jack Billion . . . . .		<sup>226</sup> <del>225</del>	65.22
Dennis J Wiese . . . . .		120	34.78
Total . . . . .		346 <del>345</del>	100.00
Overvotes . . . . .		0	
Undervotes . . . . .		41	

DEM - STATE SENATOR			
DISTRICT 28			
you may vote for 1			
Steve Emery . . . . .		51	44.35
Ryan Maher . . . . .		64	55.65
Total . . . . .		115	100.00
Overvotes . . . . .		0	
Undervotes . . . . .		22	

Special Bond Election				
BELLE FOURCHE 9-1				
you may vote for 1				
Yes . . . . .		955	952	58.58
No . . . . .			673	41.42
Total . . . . .		1,628	<del>1,625</del>	100.00
Overvotes . . . . .			1	
Undervotes . . . . .			19	

WE, THE UNDERSIGNED DO HEREBY CERTIFY  
THAT THE ABOVE RESULTS ARE A TRUE AND  
ACCURATE ACCOUNT OF ALL BALLOTS COUNTED  
AND THAT THE COUNTER WAS SET TO ZERO  
FOLLOWING THE TEST OF THE COUNTER.

  
RESOLUTION BOARD

  
RESOLUTION BOARD

  
RESOLUTION BOARD

BUTTE COUNTY, SOUTH DAKOTA  
CLOSED PRIMARY ELECTION  
JUNE 6, 2006

Total Percent

Ken Hansen

Chaine Jensen - Auditor



10:01:39 8-Jun-2006

BUTTE COUNTY, SOUTH DAKOTA  
CLOSED PRIMARY ELECTION  
JUNE 6, 2006

Precinct :

Ballots Counted

0001	Ward 1 Precinct 1	96	97
0002	Ward 1 Precinct 2	100	
0003	Ward 2 Precinct 1	<del>122</del>	123
0004	Ward 2 Precinct 2	179	
0005	Ward 3 Precinct 1	45	
0006	Ward 3 Precinct 2	<del>314</del>	315
0007	Ward 4 Precinct 1	67	
0008	Ward 4 Precinct 2	249	
0009	Castlerock Precinct 6	37	
0010	Union Horsecreek Newell	<del>200</del>	201
0011	Romans Precinct 11	28	
0012	Orman Precinct 12	39	
0013	Minnesela Precinct 16	250	
0014	Fruitdale Precinct 17	198	
0015	Nisland Precinct 18	<del>87</del>	88
0016	Newell City Precinct 20	154	
	TOTAL	<del>2165</del>	2,170

BUTTE COUNTY, SOUTH DAKOTA  
CLOSED PRIMARY ELECTION  
JUNE 6, 2006

	Total	Percent
BALLOTS COUNTED - TOTAL . . . . .	<del>96</del> 97	
BALLOTS COUNTED - REPUBLICAN PARTY . . . . .	<del>72</del> 73	
BALLOTS COUNTED - DEMOCRATIC PARTY . . . . .	12	
BALLOTS COUNTED - NONPARTISAN . . . . .	12	

REP - STATE REPRESENTATIVE  
DISTRICT 29

you may vote for 2		
Ray Hunter . . . . .	17	14.66
Thomas J. Brunner . . . . .	50	43.10
Maurice LaRue . . . . .	19	16.38
Larry R. Rhoden . . . . .	30	25.86
Total . . . . .	116	100.00
Overvotes . . . . .	0	
Undervotes . . . . .	<del>28</del> 30	

REP - SHERIFF

you may vote for 1		
Fred A. Lamphere . . . . .	41	56.94
Ross R. Milliken . . . . .	31	43.06
Total . . . . .	72	100.00
Overvotes . . . . .	0	
Undervotes . . . . .	<del>8</del> 1	

DEM - GOVERNOR

you may vote for 1		
Jack Billion . . . . .	6	54.55
Dennis J Wiese . . . . .	5	45.45
Total . . . . .	11	100.00
Overvotes . . . . .	0	
Undervotes . . . . .	1	

Special Bond Election

BELLE FOURCHE 9-1 you may vote for 1		
Yes . . . . .	<del>57</del> 56	59.57
No . . . . .	38	40.43
Total . . . . .	95 <del>94</del>	100.00
Overvotes . . . . .	0	
Undervotes . . . . .	2	

WE, THE UNDERSIGNED DO HEREBY CERTIFY  
THAT THE ABOVE RESULTS ARE A TRUE AND  
ACCURATE ACCOUNT OF ALL BALLOTS COUNTED  
AND THAT THE COUNTER WAS SET TO ZERO  
FOLLOWING THE TEST OF THE COUNTER.

\_\_\_\_\_

BUTTE COUNTY, SOUTH DAKOTA  
CLOSED PRIMARY ELECTION  
JUNE 6, 2006

Total Percent

RESOLUTION BOARD

*Neel Kundig*

---

RESOLUTION BOARD

*Steve Smead*

---

*Stanley J. Harms*

---

*Ken Hama*

---

*Claine Jensen Auditor*



BUTTE COUNTY, SOUTH DAKOTA  
CLOSED PRIMARY ELECTION  
JUNE 6, 2006

	Total	Percent
BALLOTS COUNTED - TOTAL . . . . .	100	
BALLOTS COUNTED - REPUBLICAN PARTY . . . . .	64	
BALLOTS COUNTED - DEMOCRATIC PARTY . . . . .	29	
BALLOTS COUNTED - NONPARTISAN . . . . .	7	

REP - STATE REPRESENTATIVE  
DISTRICT 29

	Total	Percent
you may vote for 2		
Ray Hunter . . . . .	11	10.58
Thomas J. Brunner . . . . .	48	46.15
Maurice LaRue . . . . .	15	14.42
Larry R. Rhoden . . . . .	30	28.85
Total . . . . .	104	100.00
Overvotes . . . . .	0	
Undervotes . . . . .	24	

REP - SHERIFF

	Total	Percent
you may vote for 1		
Fred A. Lamphere . . . . .	28	43.75
Ross R. Milliken . . . . .	36	56.25
Total . . . . .	64	100.00
Overvotes . . . . .	0	
Undervotes . . . . .	0	

DEM - GOVERNOR

	Total	Percent
you may vote for 1		
Jack Billion . . . . .	19	73.08
Dennis J Wiese . . . . .	7	26.92
Total . . . . .	26	100.00
Overvotes . . . . .	0	
Undervotes . . . . .	3	

Special Bond Election

	Total	Percent
BELLE FOURCHE 9-1		
you may vote for 1		
Yes . . . . .	53	53.00
No . . . . .	47	47.00
Total . . . . .	100	100.00
Overvotes . . . . .	0	
Undervotes . . . . .	0	

WE, THE UNDERSIGNED DO HEREBY CERTIFY  
THAT THE ABOVE RESULTS ARE A TRUE AND  
ACCURATE ACCOUNT OF ALL BALLOTS COUNTED  
AND THAT THE COUNTER WAS SET TO ZERO  
FOLLOWING THE TEST OF THE COUNTER.

---

BUTTE COUNTY, SOUTH DAKOTA  
CLOSED PRIMARY ELECTION  
JUNE 6, 2006

Total Percent

RESOLUTION BOARD

*Mario Carlisle*

RESOLUTION BOARD

*Steve Smock*

*Stanley J. Harms*

*Ken Hanson*

*Claine Jensen - Auditor*





BUTTE COUNTY, SOUTH DAKOTA  
CLOSED PRIMARY ELECTION  
JUNE 6, 2006

	Total	Percent
BALLOTS COUNTED - TOTAL . . . . .	<del>123</del> <sup>122</sup>	
BALLOTS COUNTED - REPUBLICAN PARTY . . . . .	95	
BALLOTS COUNTED - DEMOCRATIC PARTY . . . . .	<del>21</del> <sup>20</sup>	
BALLOTS COUNTED - NONPARTISAN . . . . .	7	

REP - STATE REPRESENTATIVE  
DISTRICT 29

you may vote for 2		
Ray Hunter . . . . .	12	7.74
Thomas J. Brunner . . . . .	66	42.58
Maurice LaRue . . . . .	19	12.26
Larry R. Rhoden . . . . .	58	37.42
Total . . . . .	155	100.00
Overvotes . . . . .	0	
Undervotes . . . . .	35	

REP - SHERIFF

you may vote for 1		
Fred A. Lamphere . . . . .	55	57.89
Ross R. Milliken . . . . .	40	42.11
Total . . . . .	95	100.00
Overvotes . . . . .	0	
Undervotes . . . . .	0	

DEM - GOVERNOR

you may vote for 1		
Jack Billion . . . . .	<del>15</del> <sup>14</sup>	73.68
Dennis J Wiese . . . . .	5	26.32
Total . . . . .	<del>20</del> <sup>19</sup>	100.00
Overvotes . . . . .	0	
Undervotes . . . . .	1	

Special Bond Election

BELLE FOURCHE 9-1 you may vote for 1		
Yes . . . . .	<del>66</del> <sup>55</sup>	54.17
No . . . . .	55	45.83
Total . . . . .	<del>121</del> <sup>120</sup>	100.00
Overvotes . . . . .	0	
Undervotes . . . . .	2	

WE, THE UNDERSIGNED DO HEREBY CERTIFY  
THAT THE ABOVE RESULTS ARE A TRUE AND  
ACCURATE ACCOUNT OF ALL BALLOTS COUNTED  
AND THAT THE COUNTER WAS SET TO ZERO  
FOLLOWING THE TEST OF THE COUNTER.

\_\_\_\_\_

BUTTE COUNTY, SOUTH DAKOTA  
CLOSED PRIMARY ELECTION  
JUNE 6, 2006

Total Percent

RESOLUTION BOARD

*Marcus Sandquist*

RESOLUTION BOARD

*Steve Smek*

*Stanley J. Harms*

*Ken Hansen*

*Clare Jensen - Auditor*



BUTTE COUNTY, SOUTH DAKOTA  
CLOSED PRIMARY ELECTION  
JUNE 6, 2006

	Total	Percent
BALLOTS COUNTED - TOTAL . . . . .	179	
BALLOTS COUNTED - REPUBLICAN PARTY . . . . .	133	
BALLOTS COUNTED - DEMOCRATIC PARTY . . . . .	38	
BALLOTS COUNTED - NONPARTISAN . . . . .	8	

REP - STATE REPRESENTATIVE  
DISTRICT 29

you may vote for 2

Ray Hunter . . . . .	13	5.99
Thomas J. Brunner . . . . .	84	38.71
Maurice LaRue . . . . .	47	21.66
Larry R. Rhoden . . . . .	73	33.64
Total . . . . .	217	100.00
Overvotes . . . . .	0	
Undervotes . . . . .	49	

REP - SHERIFF

you may vote for 1

Fred A. Lamphere . . . . .	62	46.62
Ross R. Milliken . . . . .	71	53.38
Total . . . . .	133	100.00
Overvotes . . . . .	0	
Undervotes . . . . .	0	

DEM - GOVERNOR

you may vote for 1

Jack Billion . . . . .	22	75.86
Dennis J Wiese . . . . .	7	24.14
Total . . . . .	29	100.00
Overvotes . . . . .	0	
Undervotes . . . . .	9	

Special Bond Election

BELLE FOURCHE 9-1  
you may vote for 1

Yes . . . . .	117	66.10
No . . . . .	60	33.90
Total . . . . .	177	100.00
Overvotes . . . . .	0	
Undervotes . . . . .	2	

WE, THE UNDERSIGNED DO HEREBY CERTIFY  
THAT THE ABOVE RESULTS ARE A TRUE AND  
ACCURATE ACCOUNT OF ALL BALLOTS COUNTED  
AND THAT THE COUNTER WAS SET TO ZERO  
FOLLOWING THE TEST OF THE COUNTER.

---

BUTTE COUNTY, SOUTH DAKOTA  
CLOSED PRIMARY ELECTION  
JUNE 6, 2006

Total Percent

RESOLUTION BOARD

*Wendy Smith*

RESOLUTION BOARD

*Steve Smith*

*Stanley J. Harms*

*Ken Harso*

*Clare Jensen - Auditor*



BUTTE COUNTY, SOUTH DAKOTA  
CLOSED PRIMARY ELECTION  
JUNE 6, 2006

	Total	Percent
BALLOTS COUNTED - TOTAL . . . . .	45	
BALLOTS COUNTED - REPUBLICAN PARTY . . . . .	31	
BALLOTS COUNTED - DEMOCRATIC PARTY . . . . .	11	
BALLOTS COUNTED - NONPARTISAN . . . . .	3	

REP - STATE SENATOR  
DISTRICT 28

	Total	Percent
you may vote for 1		
Kenneth Wetz . . . . .	24	77.42
Ted A. Klaudt . . . . .	4	12.90
Gerry Heck . . . . .	3	9.68
Total . . . . .	31	100.00
Overvotes . . . . .	0	
Undervotes . . . . .	0	

REP - STATE REPRESENTATIVE  
DISTRICT 28B

	Total	Percent
you may vote for 1		
Bob Drown . . . . .	6	24.00
Betty Olson . . . . .	19	76.00
Total . . . . .	25	100.00
Overvotes . . . . .	0	
Undervotes . . . . .	6	

REP - SHERIFF

	Total	Percent
you may vote for 1		
Fred A. Lamphere . . . . .	19	61.29
Ross R. Milliken . . . . .	12	38.71
Total . . . . .	31	100.00
Overvotes . . . . .	0	
Undervotes . . . . .	0	

REP - COUNTY COMMISSIONER  
DISTRICT # 1

	Total	Percent
you may vote for 1		
Kim William Kling . . . . .	17	58.62
Miki Scheef . . . . .	12	41.38
Total . . . . .	29	100.00
Overvotes . . . . .	0	
Undervotes . . . . .	2	

DEM - GOVERNOR

	Total	Percent
you may vote for 1		
Jack Billion . . . . .	10	100.00
Dennis J Wiese . . . . .	0	0.00
Total . . . . .	10	100.00
Overvotes . . . . .	0	
Undervotes . . . . .	1	

BUTTE COUNTY, SOUTH DAKOTA  
CLOSED PRIMARY ELECTION  
JUNE 6, 2006

Total Percent

DEM - STATE SENATOR  
DISTRICT 28

you may vote for 1

Steve Emery . . . . .	3	37.50
Ryan Maher . . . . .	5	62.50
Total . . . . .	8	100.00
Overvotes . . . . .	0	
Undervotes . . . . .	3	

Special Bond Election

BELLE FOURCHE 9-1

you may vote for 1

Yes . . . . .	24	53.33
No . . . . .	21	46.67
Total . . . . .	45	100.00
Overvotes . . . . .	0	
Undervotes . . . . .	0	

WE, THE UNDERSIGNED DO HEREBY CERTIFY  
THAT THE ABOVE RESULTS ARE A TRUE AND  
ACCURATE ACCOUNT OF ALL BALLOTS COUNTED  
AND THAT THE COUNTER WAS SET TO ZERO  
FOLLOWING THE TEST OF THE COUNTER.


*Meredith [Signature]*  
RESOLUTION BOARD

*Steve [Signature]*  
RESOLUTION BOARD

*Stanley [Signature]*

*Ken [Signature]*

*Claine Jensen - Auditor*



0005 Ward 3 Precinct 1 Node 1

Page 3

10:01:52 8-Jun-2006

BUTTE COUNTY, SOUTH DAKOTA  
CLOSED PRIMARY ELECTION  
JUNE 6, 2006

Total Percent

---

BUTTE COUNTY, SOUTH DAKOTA  
CLOSED PRIMARY ELECTION  
JUNE 6, 2006

	Total	Percent
BALLOTS COUNTED - TOTAL . . . . .	314	315
BALLOTS COUNTED - REPUBLICAN PARTY . . . . .	252	253
BALLOTS COUNTED - DEMOCRATIC PARTY . . . . .	51	
BALLOTS COUNTED - NONPARTISAN . . . . .	11	

REP - STATE REPRESENTATIVE  
DISTRICT 29

you may vote for 2		
Ray Hunter . . . . .	34	35 7.94
Thomas J. Brunner . . . . .	163	164 38.08
Maurice LaRue . . . . .	80	18.69
Larry R. Rhoden . . . . .	151	35.28
Total . . . . .	430	428 100.00
Overvotes . . . . .	0	
Undervotes . . . . .	76	

REP - SHERIFF

you may vote for 1		
Fred A. Lamphere . . . . .	105	106 42.17
Ross R. Milliken . . . . .	144	57.83
Total . . . . .	250	249 100.00
Overvotes . . . . .	0	
Undervotes . . . . .	3	

DEM - GOVERNOR

you may vote for 1		
Jack Billion . . . . .	27	62.79
Dennis J Wiese . . . . .	16	37.21
Total . . . . .	43	100.00
Overvotes . . . . .	0	
Undervotes . . . . .	8	

Special Bond Election

BELLE FOURCHE 9-1		
you may vote for 1		
Yes . . . . .	201	64.42
No . . . . .	111	35.58
Total . . . . .	313	312 100.00
Overvotes . . . . .	1	
Undervotes . . . . .	1	

WE, THE UNDERSIGNED DO HEREBY CERTIFY  
THAT THE ABOVE RESULTS ARE A TRUE AND  
ACCURATE ACCOUNT OF ALL BALLOTS COUNTED  
AND THAT THE COUNTER WAS SET TO ZERO  
FOLLOWING THE TEST OF THE COUNTER.



BUTTE COUNTY, SOUTH DAKOTA  
CLOSED PRIMARY ELECTION  
JUNE 6, 2006

Total Percent

RESOLUTION BOARD

*Wendy Sulewski*

---

RESOLUTION BOARD

*Steve Tinsch*

---

*Stanley Harms*

---

*Ken Hansa*

---

*Clair Jensen - Auditor*



BUTTE COUNTY, SOUTH DAKOTA  
CLOSED PRIMARY ELECTION  
JUNE 6, 2006

	Total	Percent
BALLOTS COUNTED - TOTAL . . . . .	67	
BALLOTS COUNTED - REPUBLICAN PARTY . . . . .	49	
BALLOTS COUNTED - DEMOCRATIC PARTY . . . . .	13	
BALLOTS COUNTED - NONPARTISAN . . . . .	5	

REP - STATE REPRESENTATIVE  
DISTRICT 29

you may vote for 2

Ray Hunter . . . . .	5	6.76
Thomas J. Brunner . . . . .	28	37.84
Maurice LaRue . . . . .	14	18.92
Larry R. Rhoden . . . . .	27	36.49
Total . . . . .	74	100.00
Overvotes . . . . .	0	
Undervotes . . . . .	24	

REP - SHERIFF

you may vote for 1

Fred A. Lamphere . . . . .	24	50.00
Ross R. Milliken . . . . .	24	50.00
Total . . . . .	48	100.00
Overvotes . . . . .	0	
Undervotes . . . . .	1	

REP - COUNTY COMMISSIONER

DISTRICT # 1

you may vote for 1

Kim William Kling . . . . .	30	65.22
Miki Scheef . . . . .	16	34.78
Total . . . . .	46	100.00
Overvotes . . . . .	0	
Undervotes . . . . .	3	

DEM - GOVERNOR

you may vote for 1

Jack Billion . . . . .	9	69.23
Dennis J Wiese . . . . .	4	30.77
Total . . . . .	13	100.00
Overvotes . . . . .	0	
Undervotes . . . . .	0	

Special Bond Election

BELLE FOURCHE 9-1

you may vote for 1

Yes . . . . .	37	56.06
No . . . . .	29	43.94
Total . . . . .	66	100.00
Overvotes . . . . .	0	
Undervotes . . . . .	1	

WE, THE UNDERSIGNED DO HEREBY CERTIFY  
THAT THE ABOVE RESULTS ARE A TRUE AND


BUTTE COUNTY, SOUTH DAKOTA  
CLOSED PRIMARY ELECTION  
JUNE 6, 2006

Total Percent

ACCURATE ACCOUNT OF ALL BALLOTS COUNTED  
AND THAT THE COUNTER WAS SET TO ZERO  
FOLLOWING THE TEST OF THE COUNTER.

  
\_\_\_\_\_


RESOLUTION BOARD

  
\_\_\_\_\_

RESOLUTION BOARD

  
\_\_\_\_\_

  
\_\_\_\_\_

  
\_\_\_\_\_



BUTTE COUNTY, SOUTH DAKOTA  
CLOSED PRIMARY ELECTION  
JUNE 6, 2006

	Total	Percent
BALLOTS COUNTED - TOTAL . . . . .	249	
BALLOTS COUNTED - REPUBLICAN PARTY . . . . .	201	
BALLOTS COUNTED - DEMOCRATIC PARTY . . . . .	40	
BALLOTS COUNTED - NONPARTISAN . . . . .	8	

REP - STATE REPRESENTATIVE  
DISTRICT 29

you may vote for 2		
Ray Hunter . . . . .	17	5.18
Thomas J. Brunner . . . . .	125	38.11
Maurice LaRue . . . . .	70	21.34
Larry R. Rhoden . . . . .	116	35.37
Total . . . . .	328	100.00
Overvotes . . . . .	0	
Undervotes . . . . .	74	

REP - SHERIFF

you may vote for 1		
Fred A. Lamphere . . . . .	82	41.62
Ross R. Milliken . . . . .	115	58.38
Total . . . . .	197	100.00
Overvotes . . . . .	0	
Undervotes . . . . .	4	

DEM - GOVERNOR

you may vote for 1		
Jack Billion . . . . .	22	59.46
Dennis J Wiese . . . . .	15	40.54
Total . . . . .	37	100.00
Overvotes . . . . .	0	
Undervotes . . . . .	3	

Special Bond Election

BELLE FOURCHE 9-1		
you may vote for 1		
Yes . . . . .	166	67.76
No . . . . .	79	32.24
Total . . . . .	245	100.00
Overvotes . . . . .	0	
Undervotes . . . . .	4	

WE, THE UNDERSIGNED DO HEREBY CERTIFY  
THAT THE ABOVE RESULTS ARE A TRUE AND  
ACCURATE ACCOUNT OF ALL BALLOTS COUNTED  
AND THAT THE COUNTER WAS SET TO ZERO  
FOLLOWING THE TEST OF THE COUNTER.

---

BUTTE COUNTY, SOUTH DAKOTA  
CLOSED PRIMARY ELECTION  
JUNE 6, 2006

Total Percent

RESOLUTION BOARD

*Wendy Rudolph*


RESOLUTION BOARD

*Steve Smear*

*Stanley J. Harms*

*Ken Hansen*

*Clair Jensen - Auditor*



10:01:52 8-Jun-2006

BUTTE COUNTY, SOUTH DAKOTA  
CLOSED PRIMARY ELECTION  
JUNE 6, 2006

	Total	Percent
BALLOTS COUNTED - TOTAL . . . . .	37	
BALLOTS COUNTED - REPUBLICAN PARTY . . . . .	34	
BALLOTS COUNTED - DEMOCRATIC PARTY . . . . .	3	
BALLOTS COUNTED - NONPARTISAN . . . . .	0	

## REP - STATE SENATOR

## DISTRICT 28

you may vote for 1

Kenneth Wetz . . . . .	11	33.33
Ted A. Klaudt . . . . .	15	45.45
Gerry Heck . . . . .	7	21.21
Total . . . . .	33	100.00
Overvotes . . . . .	0	
Undervotes . . . . .	1	

## REP - STATE REPRESENTATIVE

## DISTRICT 28B

you may vote for 1

Bob Drown . . . . .	1	2.94
Betty Olson . . . . .	33	97.06
Total . . . . .	34	100.00
Overvotes . . . . .	0	
Undervotes . . . . .	0	

## REP - SHERIFF

you may vote for 1

Fred A. Lamphere . . . . .	33	97.06
Ross R. Milliken . . . . .	1	2.94
Total . . . . .	34	100.00
Overvotes . . . . .	0	
Undervotes . . . . .	0	

## DEM - GOVERNOR

you may vote for 1

Jack Billion . . . . .	2	100.00
Dennis J Wiese . . . . .	0	0.00
Total . . . . .	2	100.00
Overvotes . . . . .	0	
Undervotes . . . . .	1	

## DEM - STATE SENATOR

## DISTRICT 28

you may vote for 1

Steve Emery . . . . .	0	0.00
Ryan Maher . . . . .	3	100.00
Total . . . . .	3	100.00
Overvotes . . . . .	0	
Undervotes . . . . .	0	

BUTTE COUNTY, SOUTH DAKOTA  
CLOSED PRIMARY ELECTION  
JUNE 6, 2006

Special Bond Election  
BELLE FOURCHE 9-1  
you may vote for 1

Total Percent

Yes . . . . .	0
No . . . . .	0
Total . . . . .	0
Overvotes . . . . .	0
Undervotes . . . . .	0

WE, THE UNDERSIGNED DO HEREBY CERTIFY  
THAT THE ABOVE RESULTS ARE A TRUE AND  
ACCURATE ACCOUNT OF ALL BALLOTS COUNTED  
AND THAT THE COUNTER WAS SET TO ZERO  
FOLLOWING THE TEST OF THE COUNTER.

*Maria Gulphke*  
RESOLUTION BOARD

*Steve Smeenk*  
RESOLUTION BOARD

*Stanley Harms*

*Ken Hansen*

*Chaine Jensen Auditor*



10:01:52 8-Jun-2006

BUTTE COUNTY, SOUTH DAKOTA  
CLOSED PRIMARY ELECTION  
JUNE 6, 2006

	Total Percent
BALLOTS COUNTED - TOTAL . . . . .	<del>200</del> 201
BALLOTS COUNTED - REPUBLICAN PARTY . . . . .	<del>164</del> 165
BALLOTS COUNTED - DEMOCRATIC PARTY . . . . .	36
BALLOTS COUNTED - NONPARTISAN . . . . .	0

REP - STATE SENATOR  
DISTRICT 28

you may vote for 1		
Kenneth Wetz . . . . .	<del>92</del> 91	55.83
Ted A. Klaudt . . . . .	60	36.81
Gerry Heck . . . . .	12	7.36
Total . . . . .	<del>164</del> 163	100.00
Overvotes . . . . .	0	
Undervotes . . . . .	1	

REP - STATE REPRESENTATIVE  
DISTRICT 28B

you may vote for 1		
Bob Drown . . . . .	32	22.70
Betty Olson . . . . .	<del>110</del> 109	77.30
Total . . . . .	<del>142</del> 141	100.00
Overvotes . . . . .	0	
Undervotes . . . . .	23	

REP - SHERIFF

you may vote for 1		
Fred A. Lamphere . . . . .	135	82.82
Ross R. Milliken . . . . .	<del>29</del> 28	17.18
Total . . . . .	<del>164</del> 163	100.00
Overvotes . . . . .	0	
Undervotes . . . . .	1	

DEM - GOVERNOR

you may vote for 1		
Jack Billion . . . . .	14	41.18
Dennis J Wiese . . . . .	20	58.82
Total . . . . .	34	100.00
Overvotes . . . . .	0	
Undervotes . . . . .	2	

DEM - STATE SENATOR  
DISTRICT 28

you may vote for 1		
Steve Emery . . . . .	14	46.67
Ryan Maher . . . . .	16	53.33
Total . . . . .	30	100.00
Overvotes . . . . .	0	
Undervotes . . . . .	6	

WE, THE UNDERSIGNED DO HEREBY CERTIFY  
THAT THE ABOVE RESULTS ARE A TRUE AND  
ACCURATE ACCOUNT OF ALL BALLOTS COUNTED



10:01:52 8-Jun-2006

BUTTE COUNTY, SOUTH DAKOTA  
CLOSED PRIMARY ELECTION  
JUNE 6, 2006

Total Percent

AND THAT THE COUNTER WAS SET TO ZERO

FOLLOWING THE TEST OF THE COUNTER.

*Maria Lundquist*

RESOLUTION BOARD

*Steve Jensen*

RESOLUTION BOARD

*Stanley J. Harms*

*Ken Hansen*

*Cherie Jensen - Auditor*



10:01:52 8-Jun-2006

BUTTE COUNTY, SOUTH DAKOTA  
CLOSED PRIMARY ELECTION  
JUNE 6, 2006

	Total	Percent
BALLOTS COUNTED - TOTAL . . . . .	28	
BALLOTS COUNTED - REPUBLICAN PARTY . . . . .	25	
BALLOTS COUNTED - DEMOCRATIC PARTY . . . . .	2	
BALLOTS COUNTED - NONPARTISAN . . . . .	1	

REP - STATE SENATOR  
DISTRICT 28

you may vote for 1		
Kenneth Wetz . . . . .	13	56.52
Ted A. Klaudt . . . . .	8	34.78
Gerry Heck . . . . .	2	8.70
Total . . . . .	23	100.00
Overvotes . . . . .	0	
Undervotes . . . . .	2	

REP - STATE REPRESENTATIVE  
DISTRICT 28B

you may vote for 1		
Bob Drown . . . . .	4	21.05
Betty Olson . . . . .	15	78.95
Total . . . . .	19	100.00
Overvotes . . . . .	0	
Undervotes . . . . .	6	

REP - SHERIFF

you may vote for 1		
Fred A. Lamphere . . . . .	14	56.00
Ross R. Milliken . . . . .	11	44.00
Total . . . . .	25	100.00
Overvotes . . . . .	0	
Undervotes . . . . .	0	

DEM - GOVERNOR

you may vote for 1		
Jack Billion . . . . .	2	100.00
Dennis J Wiese . . . . .	0	0.00
Total . . . . .	2	100.00
Overvotes . . . . .	0	
Undervotes . . . . .	0	

DEM - STATE SENATOR  
DISTRICT 28

you may vote for 1		
Steve Emery . . . . .	1	100.00
Ryan Maher . . . . .	0	0.00
Total . . . . .	1	100.00
Overvotes . . . . .	0	
Undervotes . . . . .	1	

BUTTE COUNTY, SOUTH DAKOTA  
CLOSED PRIMARY ELECTION  
JUNE 6, 2006

Total Percent

Special Bond Election  
BELLE FOURCHE 9-1  
you may vote for 1

Yes . . . . .	7	25.00
No . . . . .	21	75.00
Total . . . . .	28	100.00
Overvotes . . . . .	0	
Undervotes . . . . .	0	

WE, THE UNDERSIGNED DO HEREBY CERTIFY  
THAT THE ABOVE RESULTS ARE A TRUE AND  
ACCURATE ACCOUNT OF ALL BALLOTS COUNTED  
AND THAT THE COUNTER WAS SET TO ZERO  
FOLLOWING THE TEST OF THE COUNTER.

*Maureen K. [Signature]*  
RESOLUTION BOARD

*Steve [Signature]*  
RESOLUTION BOARD

*Stanley [Signature]*

*Ken [Signature]*

*Clair Jensen - Auditor*



10:01:52 8-Jun-2006

BUTTE COUNTY, SOUTH DAKOTA  
CLOSED PRIMARY ELECTION  
JUNE 6, 2006

	Total	Percent
BALLOTS COUNTED - TOTAL . . . . .	39	
BALLOTS COUNTED - REPUBLICAN PARTY . . . . .	34	
BALLOTS COUNTED - DEMOCRATIC PARTY . . . . .	5	
BALLOTS COUNTED - NONPARTISAN . . . . .	0	
REP - STATE SENATOR		
DISTRICT 28		
you may vote for 1		
Kenneth Wetz . . . . .	18	52.94
Ted A. Klaudt . . . . .	16	47.06
Gerry Heck . . . . .	0	0.00
Total . . . . .	34	100.00
Overvotes . . . . .	0	
Undervotes . . . . .	0	
REP - STATE REPRESENTATIVE		
DISTRICT 28B		
you may vote for 1		
Bob Drown . . . . .	6	18.75
Betty Olson . . . . .	26	81.25
Total . . . . .	32	100.00
Overvotes . . . . .	0	
Undervotes . . . . .	2	
REP - SHERIFF		
you may vote for 1		
Fred A. Lamphere . . . . .	30	88.24
Ross R. Milliken . . . . .	4	11.76
Total . . . . .	34	100.00
Overvotes . . . . .	0	
Undervotes . . . . .	0	
DEM - GOVERNOR		
you may vote for 1		
Jack Billion . . . . .	4	80.00
Dennis J Wiese . . . . .	1	20.00
Total . . . . .	5	100.00
Overvotes . . . . .	0	
Undervotes . . . . .	0	
DEM - STATE SENATOR		
DISTRICT 28		
you may vote for 1		
Steve Emery . . . . .	3	60.00
Ryan Maher . . . . .	2	40.00
Total . . . . .	5	100.00
Overvotes . . . . .	0	
Undervotes . . . . .	0	

BUTTE COUNTY, SOUTH DAKOTA  
CLOSED PRIMARY ELECTION  
JUNE 6, 2006

Total Percent

Special Bond Election

BELLE FOURCHE 9-1

you may vote for 1

Yes . . . . .	0
No . . . . .	0
Total . . . . .	0
Overvotes . . . . .	0
Undervotes . . . . .	0

WE, THE UNDERSIGNED DO HEREBY CERTIFY  
THAT THE ABOVE RESULTS ARE A TRUE AND  
ACCURATE ACCOUNT OF ALL BALLOTS COUNTED  
AND THAT THE COUNTER WAS SET TO ZERO  
FOLLOWING THE TEST OF THE COUNTER.

*Marie Kaudyette*  
RESOLUTION BOARD

*Steve Tomask*  
RESOLUTION BOARD

*Stanley J. Harms*

*Ken Hansen*

*Clairie Jensen - Auditor*



10:01:52 8-Jun-2006

BUTTE COUNTY, SOUTH DAKOTA  
CLOSED PRIMARY ELECTION  
JUNE 6, 2006

	Total	Percent
BALLOTS COUNTED - TOTAL . . . . .	250	
BALLOTS COUNTED - REPUBLICAN PARTY . . . . .	194	
BALLOTS COUNTED - DEMOCRATIC PARTY . . . . .	47	
BALLOTS COUNTED - NONPARTISAN . . . . .	9	

REP - STATE SENATOR

DISTRICT 28

you may vote for 1

Kenneth Wetz . . . . .	85	62.96
Ted A. Klaudt . . . . .	28	20.74
Gerry Heck . . . . .	22	16.30
Total . . . . .	135	100.00
Overvotes . . . . .	0	
Undervotes . . . . .	11	

REP - STATE REPRESENTATIVE

DISTRICT 28B

you may vote for 1

Bob Drown . . . . .	28	24.78
Betty Olson . . . . .	85	75.22
Total . . . . .	113	100.00
Overvotes . . . . .	0	
Undervotes . . . . .	33	

REP - STATE REPRESENTATIVE

DISTRICT 29

you may vote for 2

Ray Hunter . . . . .	11	13.41
Thomas J. Brunner . . . . .	30	36.59
Maurice LaRue . . . . .	11	13.41
Larry R. Rhoden . . . . .	30	36.59
Total . . . . .	82	100.00
Overvotes . . . . .	0	
Undervotes . . . . .	14	

REP - SHERIFF

you may vote for 1

Fred A. Lamphere . . . . .	122	64.55
Ross R. Milliken . . . . .	67	35.45
Total . . . . .	189	100.00
Overvotes . . . . .	0	
Undervotes . . . . .	5	

REP - COUNTY COMMISSIONER

DISTRICT # 1

you may vote for 1

Kim William Kling . . . . .	124	65.96
Miki Scheef . . . . .	64	34.04
Total . . . . .	188	100.00
Overvotes . . . . .	0	
Undervotes . . . . .	6	

BUTTE COUNTY, SOUTH DAKOTA  
CLOSED PRIMARY ELECTION  
JUNE 6, 2006

Total Percent

DEM - GOVERNOR

you may vote for 1

Jack Billion . . . . .	26	61.90
Dennis J Wiese . . . . .	16	38.10
Total . . . . .	42	100.00
Overvotes . . . . .	0	
Undervotes . . . . .	5	

DEM - STATE SENATOR

DISTRICT 28

you may vote for 1

Steve Emery . . . . .	14	43.75
Ryan Maher . . . . .	18	56.25
Total . . . . .	32	100.00
Overvotes . . . . .	0	
Undervotes . . . . .	9	

Special Bond Election

BELLE FOURCHE 9-1

you may vote for 1

Yes . . . . .	105	42.68
No . . . . .	141	57.32
Total . . . . .	246	100.00
Overvotes . . . . .	0	
Undervotes . . . . .	3	


WE, THE UNDERSIGNED DO HEREBY CERTIFY  
THAT THE ABOVE RESULTS ARE A TRUE AND  
ACCURATE ACCOUNT OF ALL BALLOTS COUNTED  
AND THAT THE COUNTER WAS SET TO ZERO  
FOLLOWING THE TEST OF THE COUNTER.

  
\_\_\_\_\_

RESOLUTION BOARD

  
\_\_\_\_\_

RESOLUTION BOARD

  
\_\_\_\_\_

10:01:52 8-Jun-2006

BUTTE COUNTY, SOUTH DAKOTA  
CLOSED PRIMARY ELECTION  
JUNE 6, 2006

Total Percent

Ken Hansen

Clair Jensen Auditor





10:01:52 8-Jun-2006

BUTTE COUNTY, SOUTH DAKOTA  
CLOSED PRIMARY ELECTION  
JUNE 6, 2006

	Total	Percent
BALLOTS COUNTED - TOTAL . . . . .	198	
BALLOTS COUNTED - REPUBLICAN PARTY . . . . .	165	
BALLOTS COUNTED - DEMOCRATIC PARTY . . . . .	24	
BALLOTS COUNTED - NONPARTISAN . . . . .	9	

REP - STATE REPRESENTATIVE  
DISTRICT 29

you may vote for 2

Ray Hunter . . . . .	28	11.02
Thomas J. Brunner . . . . .	92	36.22
Maurice LaRue . . . . .	43	16.93
Larry R. Rhoden . . . . .	91	35.83
Total . . . . .	254	100.00
Overvotes . . . . .	0	
Undervotes . . . . .	76	

REP - SHERIFF

you may vote for 1

Fred A. Lamphere . . . . .	98	60.49
Ross R. Milliken . . . . .	64	39.51
Total . . . . .	162	100.00
Overvotes . . . . .	0	
Undervotes . . . . .	3	

DEM - GOVERNOR

you may vote for 1

Jack Billion . . . . .	14	70.00
Dennis J Wiese . . . . .	6	30.00
Total . . . . .	20	100.00
Overvotes . . . . .	0	
Undervotes . . . . .	4	

Special Bond Election

BELLE FOURCHE 9-1

you may vote for 1

Yes . . . . .	121	63.02
No . . . . .	71	36.98
Total . . . . .	192	100.00
Overvotes . . . . .	0	
Undervotes . . . . .	4	

WE, THE UNDERSIGNED DO HEREBY CERTIFY  
 THAT THE ABOVE RESULTS ARE A TRUE AND  
 ACCURATE ACCOUNT OF ALL BALLOTS COUNTED  
 AND THAT THE COUNTER WAS SET TO ZERO  
 FOLLOWING THE TEST OF THE COUNTER.

---

10:01:52 8-Jun-2006

BUTTE COUNTY, SOUTH DAKOTA  
CLOSED PRIMARY ELECTION  
JUNE 6, 2006

Total Percent

RESOLUTION BOARD

*M. A. Kopylov*  
\_\_\_\_\_

RESOLUTION BOARD

*Steve Smeenk*  
\_\_\_\_\_

*Stanley J. Harms*  
\_\_\_\_\_

*Ken Hansen*  
\_\_\_\_\_

*Clairie Jensen - Auditor*



10:01:52 8-Jun-2006

BUTTE COUNTY, SOUTH DAKOTA  
CLOSED PRIMARY ELECTION  
JUNE 6, 2006

	Total	Percent
BALLOTS COUNTED - TOTAL . . . . .	<del>88</del> <b>87</b>	
BALLOTS COUNTED - REPUBLICAN PARTY . . . . .	<del>72</del> <b>71</b>	
BALLOTS COUNTED - DEMOCRATIC PARTY . . . . .	16	
BALLOTS COUNTED - NONPARTISAN . . . . .	0	

REP - STATE REPRESENTATIVE  
DISTRICT 29

you may vote for 2		
Ray Hunter . . . . .	9	7.32
Thomas J. Brunner . . . . .	61	49.59
Maurice LaRue . . . . .	<del>11</del> <b>10</b>	8.13
Larry R. Rhoden . . . . .	<del>44</del> <b>43</b>	34.96
Total . . . . .	<del>125</del> <b>123</b>	100.00
Overvotes . . . . .	0	
Undervotes . . . . .	19	

REP - SHERIFF

you may vote for 1		
Fred A. Lamphere . . . . .	<del>64</del> <b>63</b>	88.73
Ross R. Milliken . . . . .	8	11.27
Total . . . . .	<del>72</del> <b>71</b>	100.00
Overvotes . . . . .	0	
Undervotes . . . . .	0	

DEM - GOVERNOR

you may vote for 1		
Jack Billion . . . . .	9	60.00
Dennis J Wiese . . . . .	6	40.00
Total . . . . .	15	100.00
Overvotes . . . . .	0	
Undervotes . . . . .	1	

Special Bond Election

BELLE FOURCHE 9-1		
you may vote for 1		
Yes . . . . .	0	
No . . . . .	0	
Total . . . . .	0	
Overvotes . . . . .	0	
Undervotes . . . . .	0	

WE, THE UNDERSIGNED DO HEREBY CERTIFY  
 THAT THE ABOVE RESULTS ARE A TRUE AND  
 ACCURATE ACCOUNT OF ALL BALLOTS COUNTED  
 AND THAT THE COUNTER WAS SET TO ZERO  
 FOLLOWING THE TEST OF THE COUNTER.

BUTTE COUNTY, SOUTH DAKOTA  
CLOSED PRIMARY ELECTION  
JUNE 6, 2006

Total Percent

RESOLUTION BOARD

*Meredith [Signature]*

RESOLUTION BOARD

*Steve [Signature]*

*Stanley J. Harms*

*Ken [Signature]*

*Clairie Jensen - Auditor*



BUTTE COUNTY, SOUTH DAKOTA  
CLOSED PRIMARY ELECTION  
JUNE 6, 2006

	Total	Percent
BALLOTS COUNTED - TOTAL . . . . .	154	
BALLOTS COUNTED - REPUBLICAN PARTY . . . . .	115	
BALLOTS COUNTED - DEMOCRATIC PARTY . . . . .	39	
BALLOTS COUNTED - NONPARTISAN . . . . .	0	

REP - STATE SENATOR  
DISTRICT 28

	Total	Percent
you may vote for 1		
Kenneth Wetz . . . . .	79	70.54
Ted A. Klaudt . . . . .	25	22.32
Gerry Heck . . . . .	8	7.14
Total . . . . .	112	100.00
Overvotes . . . . .	0	
Undervotes . . . . .	3	

REP - STATE REPRESENTATIVE  
DISTRICT 28B

	Total	Percent
you may vote for 1		
Bob Drown . . . . .	49	47.12
Betty Olson . . . . .	55	52.88
Total . . . . .	104	100.00
Overvotes . . . . .	0	
Undervotes . . . . .	11	

REP - SHERIFF

	Total	Percent
you may vote for 1		
Fred A. Lamphere . . . . .	108	93.91
Ross R. Milliken . . . . .	7	6.09
Total . . . . .	115	100.00
Overvotes . . . . .	0	
Undervotes . . . . .	0	

DEM - GOVERNOR

	Total	Percent
you may vote for 1		
Jack Billion . . . . .	25	67.57
Dennis J Wiese . . . . .	12	32.43
Total . . . . .	37	100.00
Overvotes . . . . .	0	
Undervotes . . . . .	2	

DEM - STATE SENATOR  
DISTRICT 28

	Total	Percent
you may vote for 1		
Steve Emery . . . . .	16	44.44
Ryan Maher . . . . .	20	55.56
Total . . . . .	36	100.00
Overvotes . . . . .	0	
Undervotes . . . . .	3	

WE, THE UNDERSIGNED DO HEREBY CERTIFY  
THAT THE ABOVE RESULTS ARE A TRUE AND  
ACCURATE ACCOUNT OF ALL BALLOTS COUNTED

BUTTE COUNTY, SOUTH DAKOTA  
CLOSED PRIMARY ELECTION  
JUNE 6, 2006

Total Percent

AND THAT THE COUNTER WAS SET TO ZERO  
FOLLOWING THE TEST OF THE COUNTER.

*Maria Lindquist*

RESOLUTION BOARD

*Steve Smeek*

RESOLUTION BOARD

*Stanley Harms*

*Ken Hansen*

*Clare Jensen - Auditor*

