


**OFFICIAL ELECTION RETURNS
AND
REGISTRATION FIGURES
FOR
SOUTH DAKOTA**



**GENERAL ELECTION
NOVEMBER 6, 1984**

**Issued By
ALICE KUNDERT
Secretary of State
500 E. Capitol
Pierre, SD 57501-5077
605-773-3537**

PRESIDENTIAL

	Reagan/Bush—R	Mondale/Ferrara—D	Secrette/Ross—I	Mason/Zimmermann—I
Aurora	1,029	840	10	4
Beadle	5,878	3,523	18	5
Bennett	858	453	4	3
BonHomme	2,478	1,408	13	7
Brookings	6,679	4,089	37	9
Brown	10,541	6,852	51	21
Brule	1,578	961	13	4
Buffalo	253	236	3	2
Butte	2,865	784	14	4
Campbell	1,035	214	4	2
CharlesMix	2,660	1,879	14	10
Clark	1,748	960	7	3
Clay	3,057	2,711	29	11
Codington	6,108	3,528	37	5
Corson	955	792	5	1
Custer	2,183	858	19	3
Davison	4,783	3,248	14	3
Day	2,150	1,932	14	5
Deuel	1,537	941	11	1
Dewey	941	772	8	6
Douglas	1,713	536	5	0
Edmunds	1,553	1,007	9	1
FallRiver	2,748	1,135	18	6
Faulk	1,124	579	3	0
Grant	2,738	1,806	13	3
Gregory	1,777	780	12	0
Haakon	1,168	237	4	1
Hamlin	1,782	963	10	6
Hand	2,030	846	8	2
Hanson	898	625	6	1
Harding	723	186	2	1
Hughes	4,985	2,072	29	3
Hutchinson	3,372	1,237	8	7
Hyde	797	350	1	0
Jackson	903	365	6	1
Jerauld	1,012	542	6	2
Jonas	889	206	3	1
Kingsbury	2,121	1,249	12	1
Lake	3,027	2,367	15	4
Lawrence	5,949	2,565	39	16
Lincoln	3,988	2,626	19	3
Lyman	1,120	478	6	1
Marshal	1,529	1,111	5	4
McCook	1,902	1,448	8	4
McPherson	1,813	418	5	0
Meade	5,908	2,093	31	9
Mellette	616	303	6	2
Miner	1,004	960	8	5
Minnehaha	29,908	23,042	177	44
Moody	1,633	1,586	7	2
Pennington	21,947	8,224	186	32
Parkins	1,686	714	11	0
Potter	1,551	482	2	0
Roberts	2,767	2,063	7	3
Sanborn	1,080	611	2	2
Shannon	324	1,489	7	8
Spink	2,627	1,680	12	5
Stanley	942	351	6	0
Sully	836	266	4	1
Todd	679	1,022	7	6
Tripp	2,483	935	14	8
Turner	3,086	1,486	14	6
Union	2,431	2,221	20	5
Wahworth	2,396	779	15	4
Yankton	5,161	2,932	37	15
Ziebach	429	359	2	2
TOTALS:	200,267	118,113	1,150	337

	Larry Pressler—R	George V. Cunningham—D
Aurora	1,304	584
Beadle	6,523	2,745
Bennett	974	322
BonHomme	3,045	879
Brookings	7,843	2,900
Brown	13,069	4,719
Brule	1,863	737
Buffalo	346	244
Butte	3,100	514
Campbell	1,094	140
CharlesMix	3,205	1,336
Clark	2,096	591
Clay	4,029	1,806
Codington	7,208	2,660
Corson	1,178	497
Custer	2,456	705
Davison	5,698	2,313
Day	2,740	1,324
Deuel	1,888	573
Dewey	1,293	463
Douglas	1,866	358
Edmunds	1,869	633
FallRiver	3,114	785
Faulk	1,275	420
Grant	3,124	1,213
Gregory	2,044	567
Haakon	1,282	124
Hamlin	2,111	632
Hand	2,228	650
Hanson	1,102	411
Harding	793	106
Hughes	5,322	1,767
Hutchinson	3,732	843
Hyde	874	254
Jackson	1,002	265
Jerauld	1,172	380
Jonas	765	131
Kingsbury	2,580	803
Lake	4,072	1,399
Lawrence	6,933	1,707
Lincoln	4,895	1,741
Lyman	1,308	322
Marshall	1,808	863
McCook	2,477	886
McPherson	1,907	269
Meade	6,578	1,373
Mellette	706	220
Miner	1,428	596
Minnehaha	35,308	16,502
Moody	2,183	1,022
Pennington	24,485	5,160
Perkins	1,857	484
Potter	1,664	364
Roberts	3,133	1,583
Sanborn	1,324	419
Shannon	887	1,053
Spink	3,239	1,048
Stanley	1,003	311
Sully	901	206
Todd	1,067	686
Tripp	2,730	785
Turner	3,598	987
Union	3,302	1,340
Walworth	2,533	637
Yankton	6,077	1,962
Ziebach	575	238
TOTALS	235,176	80,537

U.S. HOUSE

	Dale Bell—R	Tom Daschle—D
Aurora	685	1,194
Beadle	4,049	5,079
Bennett	593	709
BonHomme	1,507	2,386
Brookings	4,596	6,144
Brown	6,758	11,065
Brule	1,064	1,541
Buffalo	196	399
Butte	1,961	1,672
Campbell	792	426
CharlesMix	1,681	2,836
Clark	1,213	1,461
Clay	1,975	3,863
Codington	4,451	5,408
Corson	625	1,042
Custer	1,469	1,553
Davison	3,139	4,848
Day	1,471	2,622
Deuel	1,058	1,406
Dewey	659	1,097
Douglas	1,297	941
Edmunds	1,056	1,427
FallRiver	1,943	1,959
Faulk	657	1,022
Grant	2,052	2,303
Gregory	1,166	1,454
Haakon	769	845
Hamlin	1,195	1,536
Hand	1,260	1,604
Hanson	613	875
Harding	476	428
Hughes	3,510	3,807
Hutchinson	2,334	2,216
Hyde	507	627
Jackson	632	633
Jerauld	647	899
Jones	444	452
Kingsbury	1,401	1,984
Lake	1,912	3,554
Lawrence	4,131	4,515
Lincoln	2,732	3,892
Lyman	802	833
Marshall	1,032	1,635
McCook	1,338	2,022
McPherson	1,386	777
Meade	3,984	4,008
Mellette	423	513
Miner	669	1,363
Minnehaha	20,422	31,947
Moody	1,032	2,165
Pennington	14,134	15,660
Perkins	1,174	1,139
Potter	1,088	943
Roberts	1,847	2,981
Sanborn	696	1,033
Shannon	213	1,778
Spink	1,589	2,702
Stanley	623	684
Sully	582	524
Todd	496	1,270
Tripp	1,751	1,763
Turner	2,140	2,431
Union	1,609	3,082
Walworth	1,622	1,527
Yankton	3,182	4,883
Ziebach	301	514
TOTALS:	134,821	181,401

	John (Jack) Wenstrand—R	Ken Stofferahn—D
Aurora	576	1,248
Beadle	3,136	5,659
Bennett	450	761
BonHomme	1,326	2,357
Brookings	4,338	6,060
Brown	6,110	11,170
Brule	814	1,697
Buffalo	155	408
Butte	1,753	1,724
Campbell	748	405
CharlesMix	1,309	3,088
Clark	948	1,628
Clay	2,152	3,388
Codington	3,651	5,812
Corson	623	966
Custer	1,177	1,698
Davison	2,783	4,863
Day	1,260	2,660
Deuel	912	1,447
Dewey	630	1,056
Douglas	1,105	1,078
Edmunds	905	1,499
FallRiver	1,651	2,052
Faulk	504	1,091
Grant	1,825	2,360
Gregory	815	1,635
Haakon	580	765
Hamlin	1,021	1,577
Hand	956	1,802
Hanson	504	972
Harding	437	426
Hughes	2,478	4,478
Hutchinson	1,898	2,528
Hyde	418	863
Jackson	508	694
Jerauld	536	953
Jones	282	572
Kingsbury	1,285	1,997
Lake	1,523	3,835
Lawrence	3,750	4,627
Lincoln	2,570	3,875
Lyman	608	961
Marshall	902	1,625
McCook	1,069	2,221
McPherson	1,357	706
Meade	3,134	4,464
Mellette	290	598
Miner	459	1,481
Minnehaha	19,575	28,842
Moody	923	2,185
Pennington	12,735	14,301
Perkins	1,121	1,120
Potter	890	1,077
Roberts	1,607	2,850
Sanborn	589	1,112
Shannon	249	1,588
Spink	1,260	2,872
Stanley	434	844
Sully	422	662
Todd	429	1,231
Tripp	1,143	2,211
Turner	1,882	2,546
Union	1,833	2,645
Wahworth	1,456	1,810
Yankton	2,932	4,355
Ziebach	251	515
TOTALS:	117,952	182,196

	YES	NO
Aurora	827	863
Beadle	3,232	4,920
Bennett	628	641
BonHomme	1,255	2,281
Brookings	3,681	6,115
Brown	7,612	8,037
Brule	1,157	1,153
Buffalo	254	323
Butte	1,938	1,625
Campbell	445	686
CharlesMix	1,721	2,585
Clark	1,164	1,334
Clay	2,580	2,726
Codington	4,591	4,501
Corson	637	1,071
Custer	1,634	1,279
Davison	3,925	3,346
Day	1,657	2,133
Deuel	953	1,404
Dewey	644	1,012
Douglas	999	1,113
Edmunds	1,107	1,255
FallRiver	1,913	1,841
Faulk	760	818
Grant	1,826	2,342
Gregory	1,284	1,382
Haakon	499	875
Hamlin	1,036	1,453
Hand	1,136	1,557
Hanson	736	683
Harding	425	455
Hughes	2,895	3,911
Hutchinson	1,811	2,352
Hyde	439	655
Jackson	512	736
Jerauld	685	749
Jones	430	420
Kingsbury	1,301	1,822
Lake	2,573	2,545
Lawrence	4,312	3,636
Lincoln	3,121	2,825
Lyman	743	704
Marshall	1,154	1,310
McCook	1,531	1,578
McPherson	896	1,103
Meade	4,086	3,596
Mellette	375	527
Miner	971	885
Minnehaha	26,586	17,317
Moody	1,411	1,649
Pennington	15,154	10,237
Perkins	1,082	1,228
Potter	854	1,031
Roberts	2,037	2,413
Sanborn	736	802
Shannon	937	1,066
Spink	1,800	2,301
Stanley	492	725
Sully	490	582
Todd	695	1,019
Tripp	1,424	1,920
Turner	2,068	2,103
Union	2,024	2,024
Walworth	1,137	1,822
Yankton	3,886	3,455
Ziebach	322	459
TOTALS:	142,985	143,276

	1		2		3	
	Yes	No	Yes	No	Yes	No
Aurora	1,061	653	614	1,096	743	857
Beadle	4,257	3,956	3,711	4,455	2,990	5,006
Bennett	758	492	551	681	440	747
BonHomme	2,415	1,258	1,698	1,875	1,828	1,647
Brookings	6,029	3,959	4,050	5,996	5,244	4,614
Brown	9,862	6,401	8,828	7,312	8,364	7,735
Brule	1,536	857	1,199	1,166	1,109	1,207
Buffalo	319	280	281	287	293	265
Butte	1,817	1,742	1,657	1,820	1,370	2,006
Campbell	610	547	393	720	401	667
CharlesMix	2,707	1,622	1,848	2,453	1,955	2,197
Clark	1,515	1,014	1,402	1,103	1,073	1,324
Clay	3,879	1,641	2,174	2,966	3,155	2,007
Codington	6,409	2,973	6,105	3,292	4,396	4,808
Corson	705	974	653	1,020	657	955
Custer	1,741	1,281	1,576	1,368	1,356	1,546
Davison	4,779	2,692	3,744	3,696	3,896	3,298
Day	2,285	1,520	2,206	1,561	1,808	1,828
Deuel	1,444	928	1,452	891	989	1,265
Dewey	791	842	753	854	828	762
Douglas	1,345	788	847	1,262	936	1,101
Edmunds	1,307	1,051	1,150	1,169	1,025	1,205
FallRiver	1,746	2,176	1,939	1,894	1,355	2,420
Faulk	847	686	670	887	675	840
Grant	2,544	1,683	2,485	1,693	1,980	2,095
Gregory	1,731	976	1,169	1,547	1,129	1,487
Haakon	837	532	528	820	512	803
Hamlin	1,623	920	1,330	1,158	1,037	1,362
Hand	1,514	1,160	1,084	1,588	1,063	1,492
Hanson	917	499	606	802	583	756
Harding	489	394	291	588	333	521
Hughes	4,079	2,786	3,261	3,582	2,975	3,779
Hutchinson	2,709	1,484	1,917	2,208	2,068	1,899
Hyde	644	430	563	499	479	550
Jackson	713	528	709	534	471	694
Jerauld	803	646	689	745	591	759
Jones	592	272	334	513	366	456
Kingsbury	1,725	1,327	1,484	1,483	1,281	1,584
Lake	3,105	2,091	2,393	2,739	2,550	2,342
Lawrence	5,474	2,817	4,645	3,531	4,171	3,807
Lincoln	4,328	1,899	2,942	2,757	2,868	2,814
Lyman	1,021	472	816	670	666	756
Marshall	1,340	1,104	1,327	1,099	1,146	1,185
McCook	1,957	1,155	1,277	1,806	1,415	1,532
McPherson	950	1,087	779	1,242	735	1,205
Meade	5,003	3,021	4,109	3,506	3,171	4,352
Mellette	609	299	362	532	413	454
Miner	1,064	790	716	1,126	817	936
Minnehaha	32,093	14,130	23,627	22,126	22,444	22,727
Moody	1,903	1,135	1,412	1,557	1,483	1,393
Pennington	17,001	11,115	14,127	13,206	11,347	15,850
Perkins	1,263	1,030	998	1,284	900	1,313
Potter	1,002	882	726	1,135	636	1,151
Roberts	2,533	1,760	2,492	1,822	2,073	2,046
Sanborn	1,002	600	601	1,008	702	833
Shannon	1,373	621	1,077	893	1,301	643
Spink	2,423	1,702	1,755	2,326	1,664	2,306
Stanley	742	481	591	626	524	672
Sully	562	486	438	599	413	571
Todd	1,026	708	807	895	943	704
Tripp	1,931	1,372	1,793	1,520	1,198	1,953
Turner	2,945	1,307	1,984	2,177	2,040	2,001
Union	2,561	1,576	1,921	1,832	2,356	1,491
Walworth	1,375	1,627	1,288	1,661	1,114	1,738
Yankton	4,887	2,565	4,186	3,204	4,138	3,009
Ziebach	395	379	322	445	325	395
TOTALS:	182,952	112,161	145,472	144,908	135,307	148,705

See page 7 for explanation.

CONSTITUTIONAL AMENDMENT A

The following amendment to the Constitution is submitted to a vote of the people by the Legislature.

A JOINT RESOLUTION, proposing and submitting to the electors at the next general election amendments to Articles IV, VIII, XI and XVIII of the Constitution of the State of South Dakota, relating to the duties of the treasurer and the commissioner of school and public lands.

Attorney General's explanation:

This proposed Constitutional Amendment would:

- (1) Eliminate from the Constitution the provision for a "commissioner of school and public lands."
- (2) Substitute in the Constitution the office of "state treasurer and administrator of school lands" for "state treasurer."
- (3) Transfer all duties now performed by the "commissioner of school and public lands" to the "state treasurer and administrator of school lands."

A vote "YES" by a majority will change the Constitution as explained above.

A vote "NO" by a majority will leave the Constitution as it exists.

INITIATED MEASURE 1

An initiated law to require the approval of the voters of this state on questions of disposal of nuclear waste or participation in nuclear waste disposal compacts.

Attorney General's Explanation:

This initiated law would require an affirmative vote of the people of South Dakota, at a statewide general election, or special election if required to meet deadlines contained in federal law, prior to occurrence of either of the following:

- (1) Disposal of either low-level nuclear waste in the state, or
- (2) South Dakota joining any compact with another state or states for disposal of nuclear waste, and would be retroactive to January 1, 1983.

It would further require that no election be held on any proposal regarding this subject matter until all the following had occurred.

- (a) An application in the form of a detailed plan be filed,
- (b) A summary of the application be published generally in South Dakota newspapers at the cost of the applicant,
- (c) Public hearings, with the applicant present, at the cost of the applicant, conducted by an impartial person, be held on the application at seven locations in the state.

This initiated law would exempt those entities which generate and store nuclear waste on site, with nuclear regulatory commission approval, for a primary purpose other than nuclear waste disposal.

A vote "YES" is for enactment of the proposal into law.

A vote "NO" is against its becoming law.

INITIATED MEASURE 2

An initiated law to establish the opening day of elementary and secondary schools.

Attorney General's Explanation:

This initiated law would prevent a school board from establishing the first day of a regular nine month school term earlier than the first Tuesday following the first Monday of September of any year.

A vote "YES" is for enactment of the proposal into law.

A vote "NO" is against its becoming law.

INITIATED MEASURE 3

An initiated law to require the Governor to notify the federal government that the people of South Dakota mandate a verifiable nuclear arms freeze.

Attorney General's Explanation:

This initiated law would compel the Governor of South Dakota, prior of January 15, 1985, to inform the president of the United State, the two States Senators from South Dakota, and the Congressman from South Dakota that the people of South Dakota demand the following be accomplished.

- (1) An agreement be entered between the United States and the Soviet Union that neither will build, test, or place additional nuclear warheads, or launching devices designed to fire nuclear warheads.
- (2) That the United States thereafter observe such agreement and monitor to insure observation by the Soviet Union.

The Governor would also be compelled to inform the same persons, by the same deadline, that, after entering such an agreement, the United States and the Soviet Union should respectively, commence, in an orderly fashion, a reduction of numbers of nuclear warheads and should encourage other nations to do likewise.

A vote "YES" is for enactment of the proposal into law.

A vote "NO" is against its becoming law.

SUPREME COURT JUSTICE RETENTION BALLOT

	Justice Robert E. Morgan		Justice Roger L. Wollman	
	YES	NO	YES	NO
Aurora	1,110	422	1,134	388
Beadle	5,538	1,478	5,872	1,425
Bennett	813	321	815	328
BonHomme	2,217	843	2,380	757
Brookings	7,156	1,514	7,324	1,534
Brown	11,217	3,192	12,219	2,732
Brule	1,586	457	1,625	387
Buffalo	364	166	276	166
Butte	2,584	810	2,511	704
Campbell	739	266	747	252
CharlesMix	2,935	982	2,987	957
Clark	1,689	462	1,778	442
Clay	3,579	1,065	3,760	998
Codington	6,184	1,833	6,482	1,750
Corson	1,083	488	1,017	518
Custer	2,031	619	2,059	628
Davison	5,513	1,124	5,197	1,094
Day	2,512	743	2,794	634
Deuel	1,502	619	1,577	579
Dewey	1,061	486	1,037	497
Douglas	1,434	423	1,417	427
Edmunds	1,655	497	1,686	487
FallRiver	2,549	845	2,499	895
Faulk	1,024	327	1,188	258
Grant	3,036	787	3,111	717
Gregory	1,570	615	1,681	554
Haakon	942	291	964	281
Hamlin	1,850	464	1,851	442
Hand	1,792	598	1,995	542
Hanson	1,038	274	1,037	287
Harding	629	158	641	151
Hughes	4,758	1,212	5,392	976
Hutchinson	2,896	884	2,990	779
Hyde	730	244	786	227
Jackson	780	322	808	334
Jerauld	1,030	281	1,077	257
Jones	609	161	630	163
Kingsbury	2,211	587	2,327	580
Lake	3,779	1,019	3,931	994
Lawrence	5,434	1,750	5,459	1,758
Lincoln	3,970	1,164	4,113	1,148
Lyman	860	306	928	273
Marshall	1,720	411	1,753	414
McCook	2,183	627	2,304	606
McPherson	1,294	450	1,311	440
Meade	5,312	1,689	5,281	1,731
Mallette	577	238	570	237
Miner	1,214	424	1,278	400
Minnehaha	28,129	6,929	27,153	6,790
Moody	2,200	543	2,276	541
Pennington	18,581	5,278	18,679	6,091
Perkins	1,508	505	1,535	478
Potter	1,373	330	1,370	365
Roberts	3,008	902	3,097	897
Sanborn	984	326	998	322
Shannon	1,135	742	1,102	730
Spink	2,976	619	3,380	544
Stanley	791	256	862	252
Sully	738	228	768	217
Todd	1,121	437	1,092	444
Tripp	2,155	809	2,173	788
Turner	3,049	683	3,118	686
Union	2,830	876	2,874	859
Walworth	1,987	695	2,024	654
Yankton	3,808	1,157	4,067	1,137
Ziebach	482	232	453	241
TOTALS:	190,716	58,483	197,401	55,151

**OFFICIAL CANVASS OF ELECTION RETURNS
SOUTH DAKOTA GENERAL ELECTION**

November 6, 1984

SOUTH DAKOTA LEGISLATURE

SENATE DISTRICT #1 (1)

	Day	Marshall	Roberts	TOTAL
Curtis Jones - D	1427	1601	3331	6359 **

HOUSE DISTRICT #1 (2)

	Day	Marshall	Roberts	TOTAL
Paul Mitchell - R	779	1024	1790	3593
Ruth E. Nelson - R	827	1196	2353	4376
Neil P. Gleason - D	1169	1395	2596	5160 **
Kent E. Frerichs - D	1133	1404	2316	4853 **

SENATE DISTRICT #2 (1)

	Brown
Frances S. "Peg" Lamont - R	5625 **
Alfred A. Waltman - D	3180

HOUSE DISTRICT #2 (2)

	Brown
Steven Cutler - R	4807 **
Charles L. Boynton - R	2318
R. Lars Herseeth - D	5903 **
Harold Schaunaman - D	4121

SENATE DISTRICT #3 (1)

	Brown
Duane Riedel - R	3713
David S. Laustsen - D	5020 **

HOUSE DISTRICT #3 (2)

	Brown
Joseph H. Barnett - R	6076 **
Royal J. "Bud" Wood - R	5347 **
Edna Scott Johnson - D	3268
Larry F. Krause - D	2498

SENATE DISTRICT #4 (1)

	Codington
Thomas E. Roby - R	5068 **
Dorothy M. Kellogg - D	4762

HOUSE DISTRICT #4 (2)

	Codington
Doris J. Kumm - R	5507 **
Dave Wolsky - R	6634 **
Fred Morris - D	3451
Thomas F. Burns - D	3518

(** Denotes winners)

SENATE DISTRICT #5 (1)

	Faulk	Hand	Hyde	Spink	TOTAL
Mary McClure - R	986	1712	710	2076	5484 **
Harvey Wollman - D	705	1162	418	2238	4523

HOUSE DISTRICT #5 (2)

	Faulk	Hand	Hyde	Spink	TOTAL
Oscar W. Hagen - R	759	1089	555	1966	4369
Scott Heidepriem - R	1085	2010	731	2626	6452 **
Charlie Conerton - D	383	1054	286	1025	2748
Robert N. Duxbury - D	963	1374	592	2221	5150 **

SENATE DISTRICT #6 (1)

	Brookings	Deuel	Grant	TOTAL
Harold Halverson - R	1651	1908	3403	6962 **

HOUSE DISTRICT #6 (2)

	Brookings	Deuel	Grant	TOTAL
Robert Weber - R	1532	1801	3436	6769 **
T. Loren Christianson - R	1503	1725	2938	6166 **

SENATE DISTRICT #7 (1)

	Brookings
Walter C. (Walt) Conahan - R	4919 **
Betty Prunty - D	3651

HOUSE DISTRICT #7 (2)

	Brookings
Mary K. Wagner - R	6577 **
Dean M. Krogman - R	5242 **
William S. Blum - D	1627
Galen Kelsey - D	3321

SENATE DISTRICT #8 (1)

	Clark	Day	Hamlin	Kingsbury	TOTAL
Henry A. Poppen - R	1792	868	1837	2347	6844 **
Wendell O. Anderson - D	819	1006	844	1002	3671

HOUSE DISTRICT #8 (2)

	Clark	Day	Hamlin	Kingsbury	TOTAL
Dean Anderson - R	1731	995	1983	2406	7115 **
Gene E. Warkenthien - R	1797	942	1792	2215	6746 **
Dolores Bullert - D	1048	1048	870	1154	4120

SENATE DISTRICT #9 (1)

	Minnehaha	Turner	TOTAL
Walter t. Bones - R	2613	3412	6025 **

(** Denotes winners)

HOUSE DISTRICT #9 (2)

	Minnehaha	Turner	TOTAL
Sidney R. Knutson - R	2057	3203	5260 **
Juel S. Johnson - R	1973	3208	5181 **
Jim Brown - D	1750	1118	2868
Cal Mechels - D	1337	944	2281

SENATE DISTRICT #10 (1)

	Lake	Minnehaha	Moody	TOTAL
Wallace B. Hanson - R	3275	426	1607	5308 **
Charles J. Johnson - D	2184	354	1493	4031

HOUSE DISTRICT #10 (2)

	Lake	Minnehaha	Moody	TOTAL
Jerome B. Lammers - R	3496	434	1775	5705 **
Clarence Kooistra - R	1331	540	784	2655
Andrew J. Wiese - D	3106	397	2099	5602 **
Gerald F. Lange - I	2233	114	855	3202

SENATE DISTRICT #11 (1)

	Minnehaha
Sheldon R. Songstad - R	4922 **
Bill Sandness - D	3717

HOUSE DISTRICT #11 (2)

	Minnehaha
Dr. Hemming Oien - R	4812 **
Jean E. Eidy - R	5141 **
David W. Myers - D	3517
Dr. Bob Giebink - D	3525

SENATE DISTRICT #12 (1)

	Minnehaha
Keith Paisley - R	5580 **
LeRoy J. Day - D	3111

HOUSE DISTRICT #12 (2)

	Minnehaha
Debra R. Anderson - R	5295 **
David R. Munson - R	5494 **
Max J. Gors - D	2486
Shirley Halleen - D	4387

SENATE DISTRICT #13 (1)

	Minnehaha
Gary W. Hanson - R	6258 **
R. Stevan Sivertson - D	3310

HOUSE DISTRICT #13 (2)

	Minnehaha
John Timmer - R	5815 **
Marion Wofford - R	6059 **
Teresa S. Gridley - D	3764
Wally G. Myers - D	3441

(** Denotes winners)

SENATE DISTRICT #14 (1)

Minnehaha

Tom Krueger - R	5054 **
Richard Barnes - D	3973

HOUSE DISTRICT #14 (2)

Minnehaha

Janice Nicolay - R	6021 **
Ann M. Lewis - R	6313 **
Thomas P. Reimers - D	3912

SENATE DISTRICT #15 (1)

Minnehaha

Bob Atkins - R	3007
Karen Muenster - D	3928 **

HOUSE DISTRICT #15 (2)

Minnehaha

Tim Vanderpan - R	2708
Earl A. Callahan - R	3034
Mary Vanderlinde - D	3999 **
Patrick Kane - D	3389 **

SENATE DISTRICT #16 (1)

Lincoln

Union

TOTAL

Wayne W. Christensen - R	2962	794	3756
Roger O. McKellips - D	3605	1665	5270 **

HOUSE DISTRICT #16 (2)

Lincoln

Union

TOTAL

Glen A. McVay - R	3609	1047	4656 **
Howard Kennedy - R	3802	1548	5350 **
Melvin Nothdurft - D	2698	1013	3711
Donovan Kost - D	2218	763	2981

SENATE DISTRICT #17 (1)

Clay

Union

TOTAL

Tim Johnson - D	4745	1775	6520 **
-----------------------	------	------	---------

HOUSE DISTRICT #17 (2)

Clay

Union

TOTAL

Archie E. Teigen - R	1953	496	2449
Mary B. Edelen - R	3053	1004	4057 **
James W. Adamson - D	2765	1100	3865
Roland Chicoine - D	3174	1601	4775 **

SENATE DISTRICT #18 (1)

Bon Homme

Douglas

Hutchinson

TOTAL

Elmer Bietz - R	2193	1062	3625	6880 **
-----------------------	------	------	------	---------

(** Denotes winners)

HOUSE DISTRICT #18 (2)

	Bon Homme	Douglas	Hutchinson	TOTAL
Gary Bender - R	1493	867	3264	5624 **
Edward Van Gerpen - R	2063	968	2677	5708 **
Clarence Tjeerdsma - D	2505	397	1062	3964
Gary D. Blue - D	1184	298	1353	2835

SENATE DISTRICT #19 (1)

	Yankton
Don C. Peterson - R	4523 **
Carrol V. "Red" Allen - D	3287

HOUSE DISTRICT #19 (2)

	Yankton
L.L. (George) Means - R	4865 **
Loren D. Anderson - R	5196 **
Floyd Thompson - D	3326

SENATE DISTRICT #20 (1)

	Aurora	Brule	Buffalo	Charles Mix	TOTAL
Duane A. Strand - R	723	946	204	1953	3826
Leonard E. Andera - D	1145	1654	373	2450	5622 **

HOUSE DISTRICT #20 (2)

	Aurora	Brule	Buffalo	Charles Mix	TOTAL
Albert Kocer - D	1256	1636	85	3168	6145 **
Douglas M. Cole - D	1164	1472	84	2790	5510 **

SENATE DISTRICT #21 (1)

	Davison	Douglas	TOTAL
George H. Shanard - R	4473	430	4903 **
Glen L. "Bud" Youngstrom - D	3506	383	3889

HOUSE DISTRICT #21 (2)

	Davison	Douglas	TOTAL
Dean E. Wiczorek - R	4283	595	4878 **
Ralph Homan - R	3673	524	4197 **
Jean T. Beddow - D	3711	231	3942
Wes Pierson - D	3336	265	3601

SENATE DISTRICT #22 (1)

	Hanson	Jerauld	McCook	Miner	Sanborn	TOTAL
Clyde E. Streff - R	821	448	2165	802	687	4923
Jim Burg - D	665	1098	1167	1180	1020	5128 **

HOUSE DISTRICT #22 (2)

	Hanson	Jerauld	McCook	Miner	Sanborn	TOTAL
John V. Terveen - R	814	801	1741	898	731	4985 **
Malcolm McKillop - R	847	861	1723	1003	1070	5504 **
Diane Alexander - D	601	644	1422	1120	661	4448
Dennis VanOverschelde - D	559	591	1520	658	735	4063

(** Denotes winners)

SENATE DISTRICT #23 (1)

	Beadle
Leland Paul Kleinsasser - R	5445 **
Donald E. Cook - D	3759

HOUSE DISTRICT #23 (2)

	Beadle
George E. Dunn - R	4044 **
Ron J. Volesky - R	6138 **
Clarence Jimmy Hohm - D	3679
Robert B. Mills - D	3852

SENATE DISTRICT #24 (1)

	Hughes	Potter	Sully	TOTAL
G. Homer Harding - R	4965	1518	828	7311 **

HOUSE DISTRICT #24 (2)

	Hughes	Potter	Sully	TOTAL
Bernard W. Christenson - R	3304	1161	590	5055 **
Benny J. Gross - R	3322	1154	600	5076 **
Herb Teske - D	2949	752	411	4112
Helen Nesson—Merriman - D	2154	541	254	2949
Milo H. Smith - I	1866	174	257	2297

SENATE DISTRICT #25 (1)

	Campbell	Edmunds	McPherson	Walworth	TOTAL
James L. Stoick - R	989	1485	1729	2206	6409 **
Rueben Glaesman - D	216	870	402	938	2426

HOUSE DISTRICT #25 (2)

	Campbell	Edmunds	McPherson	Walworth	TOTAL
Walter L. Zabel - R	973	1338	1612	2422	6345 **
Gust Kundert - R	972	1331	1611	2151	6065 **
Leland Treichel - D	276	1318	556	958	3108

SENATE DISTRICT #26 (1)

	Meade
Bruce J. Walker - R	4360 **
Bob L. Samuelson - D	3525

HOUSE DISTRICT #26 (2)

	Meade
Walter D. Miller - R	5335 **
George W. Blair - R	5508 **
Paul E. Kieffer - D	2713

SENATE DISTRICT #27 (1)

	Bennett	Dewey	Haakon	Jackson	Jones	Stanley	Ziebach	TOTAL
Carl E. Remmers - R	286	658	757	575	412	623	236	3527
Dick Waddell - D	498	1099	578	630	441	624	554	4424 **

(** Denotes winners)

HOUSE DISTRICT #27 (2)

	Bennett	Dewey	Haakon	Jackson	Jones	Stanley	Ziebach	TOTAL
Larry E. Gabriel - R	428	964	1147	826	553	685	403	5006 **
Roger Porch - R	503	715	814	808	528	430	305	4103 **
Marsha M. Sumpster - D	241	742	482	354	234	328	295	2676
Edward F. Duffy - D	319	947	287	434	343	859	484	3673

SENATE DISTRICT #28 (1)

	Bennett	Shannon	Todd	TOTAL
Thomas H. Shortbull - D	262	1252	1312	2826 **

HOUSE DISTRICT #28 (2)

	Bennett	Shannon	Todd	TOTAL
Harold Louis White Man - R	124	456	661	1241
Wesley Elwood - D	359	1143	971	2473 **
Richard "Dick" Hagen - D	259	1530	1082	2871 **

SENATE DISTRICT #29 (1)

	Gregory	Lyman	Mellette	Tripp	TOTAL
Florence Cole - R	627	589	288	999	2503
Doris Miner - D	1841	976	626	2523	5966 **

HOUSE DISTRICT #29 (2)

	Gregory	Lyman	Mellette	Tripp	TOTAL
Harold Sieh - R	1392	825	484	1625	4326 **
Merrill Junior Karlen - R	792	938	431	1266	3427
Albert Schramm - D	1092	608	384	2137	4221
William F. Cerny, Jr. - D	1764	628	451	1681	4524 **

SENATE DISTRICT #30 (1)

	Custer	Fall River	Pennington	TOTAL
John D. "Jack" Manke - R	1381	2354	1770	5505 **
Violet S. Biever - D	792	1252	746	2790
Elmer E. Flatt - I	805	276	489	1570

HOUSE DISTRICT #30 (2)

	Custer	Fall River	Pennington	TOTAL
James W. Emery - R	2171	2617	1963	6751 **
Gordon R. Pederson - R	1835	2347	2225	6407 **
Mabel A. Moebeck - D	987	1406	899	3292

SENATE DISTRICT #31 (1)

	Lawrence	Pennington	TOTAL
James B. Dunn - R	5218	422	5640 **
Bill Walsh - D	3346	288	3634

HOUSE DISTRICT #31 (2)

	Lawrence	Pennington	TOTAL
Jim Hood - R	5444	434	5878 **
Harvey C. Krautschun - R	4392	418	4810 **
A.P. "Pete" Fuller - D	3400	227	3627
Darrell W. Sullivan - D	1726	240	1966
John H. Reed - I	1258	33	1291

(** Denotes winners)

SENATE DISTRICT #32 (1)

	Pennington
Lyndell Petersen - R	7069 **

HOUSE DISTRICT #32 (2)

	Pennington
John Sears - R	6667 **
Alyce McKay - R	6788 **
Jerry Munson - D	2337

SENATE DISTRICT #33 (1)

	Pennington
Ed Glasgow - R	4749 **
Patricia Kenner - D	3468

HOUSE DISTRICT #33 (2)

	Pennington
Al Scovel - R	5210 **
Floyd L. Matthew - R	4690 **
Larry Sonneman - D	2471
Shirley Frederick - D	3235

SENATE DISTRICT #34 (1)

	Pennington
Carl Ham - R	4776 **
Marion K. Zenker - D	2563

HOUSE DISTRICT #34 (2)

	Pennington
Don Ham - R	5391 **
Knute Knudson, Jr. - R	5388 **

SENATE DISTRICT #35 (1)

	Butte	Corson	Harding	Perkins	TOTAL
John L. Brown - R	2906	994	764	1682	6346 **

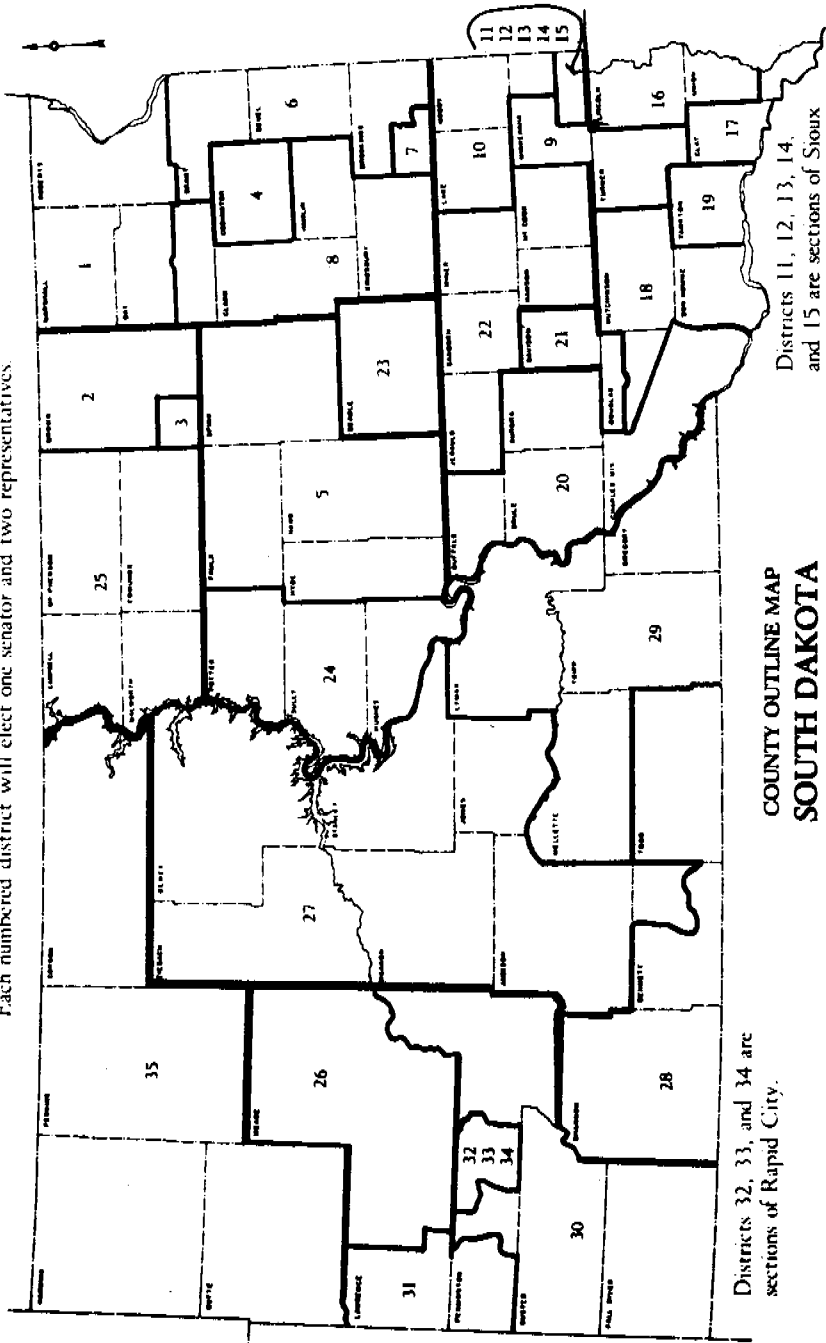
HOUSE DISTRICT #35 (2)

	Butte	Corson	Harding	Perkins	TOTAL
George F. Mortimer - R	2703	811	664	1372	5550 **
Della M. Wishard - R	2480	764	587	1314	5145 **
Maurice Ham - D	1311	912	362	1198	3783

(** Denotes winners)

South Dakota Legislative Districts

Each numbered district will elect one senator and two representatives.



COUNTY OUTLINE MAP
SOUTH DAKOTA

Districts 32, 33, and 34 are sections of Rapid City.

Districts 11, 12, 13, 14, and 15 are sections of Sioux Falls.

**OFFICIAL CANVASS OF ELECTION RETURNS
SOUTH DAKOTA GENERAL ELECTION**

November 6, 1984

TRI-COUNTY CONSERVATION DISTRICT

	Conservation District Supervisor rural landowner or occupier		
	Meade	Perkins	TOTAL
Noel E. Fischbach	276	26	302
Dennis Ellefson	511	29	540 **

JAMES RIVER WATER DEVELOPMENT DISTRICT

	Municipal Director 1		
	Brown		
Catherine M. Clinton	5123		
James T. Glover	6563 **		

	Municipal Director 2			
	Beadle	Brown	Spink	TOTAL
Matt J. Caspers	1065	1068	764	2897
Merle D. Lewis	4371	247	1435	6053 **

	Municipal Director 4			
	Hutchinson	Yankton	TOTAL	
Gladys Ludwig	140	1470	1610	
Ray Mettler	2129	631	2760 *	
John W. Varvel	110	2471	2581 *	

	Rural Director 1		
	Brown		
Tom Fischbach	2117 **		
Carol Reed	1047		

	Rural Director 2			
	Beadle	Spink	TOTAL	
Lauren Stuck	180	1082	1262	
Harold F. Mueller	546	765	1311 **	

	Partial Recount Rural Director 2 (11 of 29 precincts) NEW DISTRICT			
	Beadle	Spink	TOTAL	TOTAL
Lauren Stuck	143	178	321	1260
Harold F. Mueller	371	353	724 **	1307 **

	Rural Director 3			
	Beadle	Davison	Sanborn	TOTAL
Theodore J. Nelson, Jr.	308	254	507	1069 * - runoff election
Irving "Brownie" Wessel	905	166	441	1512 * - runoff election
Tom Greenway	76	546	87	709

	Rural Director 5		
	Hutchinson	Yankton	TOTAL
Clinton Bauer	575	701	1276 **
George Mueller	133	1087	1220

* A candidate must receive fifty percent of the vote to be elected.

(** Denotes winners)

EAST DAKOTA WATER DEVELOPMENT DISTRICT

				Municipal Director 2
				TOTAL
	Brookings	Minnehaha	Moody	
John L. Wiersma	6756	682	428	7866 **
Royal Berg	607	3056	731	4394

				Amended Returns
				Municipal Director 2
				TOTAL
	Brookings	Minnehaha	Moody	
John L. Wiersma	6756	682	881	8319 **
Royal Berg	607	3056	579	4242

				Municipal Director 4
	Minnehaha	Lincoln	TOTAL	
Wendell Wischer	3869	17	3886	
Richard E. Brown	8367	47	8414 **	

					Rural Director 3
	Brookings	Deuel	Hamlin	Moody	TOTAL
Jerry Hayden	906	179	129	188	1402
William Dempsey	1078	629	191	128	2026 **

					Rural Director 4
	Lake	Minnehaha	Moody	TOTAL	
Vernell Johnson	201	690	881	1772 **	
Hobert Storer	325	427	579	1331	

					Amended Returns
					Rural Director 4
	Lake	Minnehaha	Moody	TOTAL	
Vernell Johnson	201	690	428	1319	
Hobert Storer	325	427	731	1483 **	

WEST DAKOTA WATER DEVELOPMENT DISTRICT

		Rural Director 2
	Pennington	
John McMahon	180	
Gerald Larson	372 **	

		Rural Director 3
	Pennington	
LeRoy E. Barnhart	271	
Michael K. Madden	426 **	

(** Denotes winners)

CENDAK WATER DEVELOPMENT DISTRICT

Municipal Director 1

	Hughes
Warren Chappelle	1980
Richard A. Cone	3641 **

Municipal Director 3

	Beadle	Faulk	Hand	Hughes	Hyde	Spink	TOTAL
Clayton J. "Tip" Sisk	365	468	1194	100	329	1175	3631 **
Gerard "Jerry" Yeager	116	172	148	177	246	391	1250

Rural Director 1

	Faulk	Hand	Hyde	TOTAL
Dale Hargens	442	292	108	842 **
Henry Single	127	149	77	353

Rural Director 3

	Beadle
Curtis Bauman	670 **
Tommy L. "Tom" Baruth	589

Rural Director 4

	Hand	Hughes	Hyde	Sully	TOTAL
Royal "Roy" Runge	269	325	35	19	648
Merle "Swede" Ankrum	606	179	119	15	919 **

WEST RIVER WATER DEVELOPMENT DISTRICT

Municipal Director 2

	Haakon	Jackson	Jones	Lyman	TOTAL
Joseph R. Hieb	45	17	150	549	761 **
Warren J. Sanborn	55	23	367	149	594

Rural Director 1

	Haakon	Jackson	Pennington	TOTAL
Monte D. Schell	158	71	264	493
George Renning	244	203	47	494 **

SOUTHERN MISSOURI WATER DEVELOPMENT DISTRICT

Rural Director 3

	Charles Mix	Douglas	TOTAL	
Leo L. Holzbauer	500	48	548 *	- runoff election
Marvin E. Larson	139	408	547 *	- runoff election
Leo F. Soulek	432	105	537	

**Amended Returns
Rural Director 3**

	Charles Mix	Douglas	TOTAL	
Leo L. Holzbauer	430	48	478	
Marvin E. Larson	134	408	542 *	- runoff election
Leo F. Soulek	410	105	515 *	- runoff election

* A candidate must receive fifty per cent of the vote to be elected.

(** Denotes winners)

**OFFICIAL CANVASS OF ELECTION RETURNS
SOUTH DAKOTA RUNOFF ELECTION**

December 3, 1984

JAMES RIVER WATER DEVELOPMENT DISTRICT

	Hutchinson	Yankton	TOTAL	Municipal Director 4
Ray Mettler	503	115	618 **	
John W. Varvel	22	415	437	

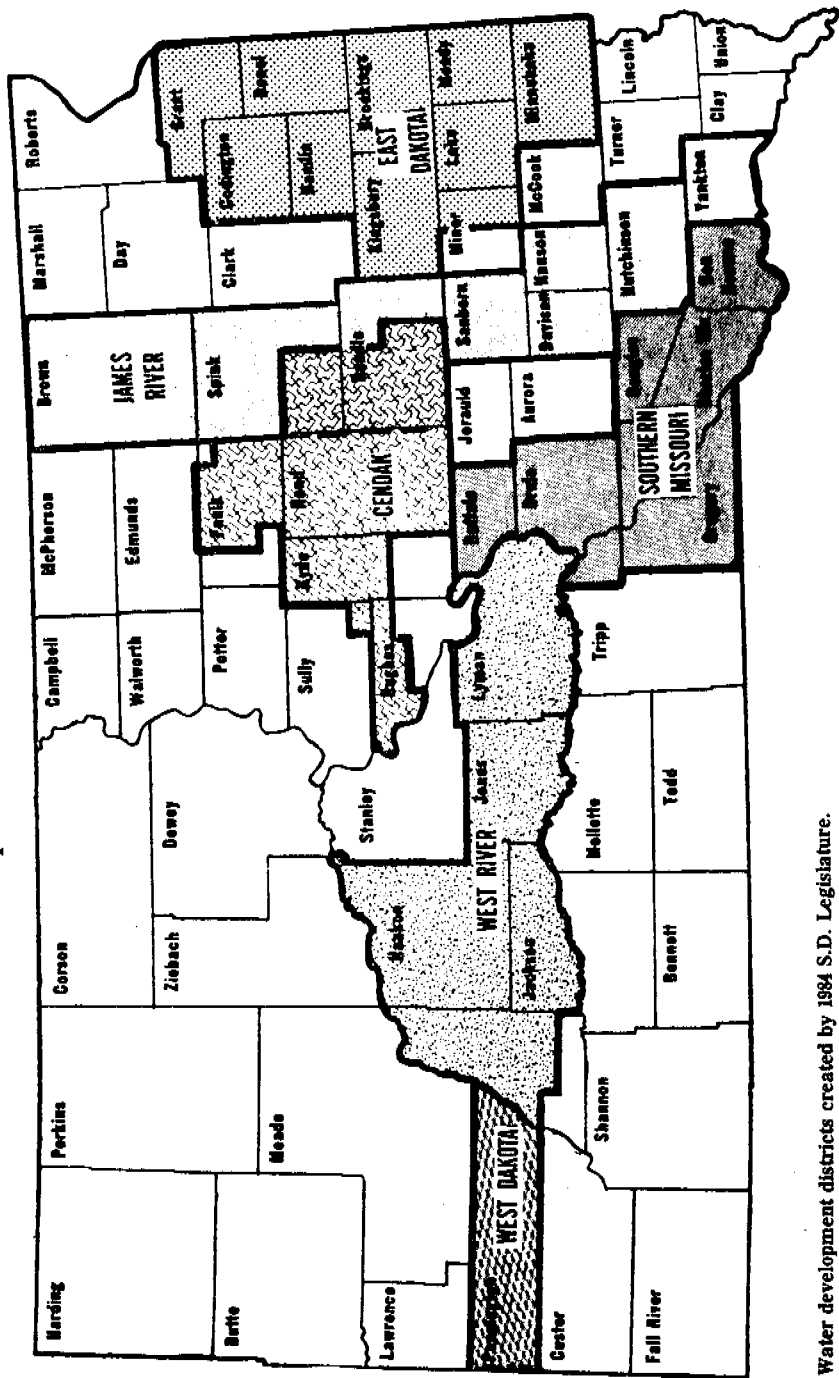
	Beadle	Davison	Sanborn	TOTAL	Rural Director 3
Theodore J. Nelson, Jr.	219	154	165	538	
Irving "Brownie" Wessel	329	222	432	983 **	

SOUTHERN MISSOURI WATER DEVELOPMENT DISTRICT

	Charles Mix	Douglas	TOTAL	Rural Director 3
Marvin E. Larson	34	118	152 **	
Leo F. Soulek	94	32	126	

(** Denotes winners)

Water Development Districts



Water development districts created by 1984 S.D. Legislature.

SOUTH DAKOTA VOTER REGISTRATION
October 22, 1984

	TOTAL	REPUBLICAN	DEMOCRATIC	OTHER
Aurora	2,441	928	1,407	106
Beadle	12,550	4,934	6,415	1,201
Bennett	1,970	815	1,050	105
Bon Homme	5,746	2,855	2,594	297
Brookings	16,767	7,527	5,962	3,278
Brown	24,444	10,207	12,133	2,104
Brule	3,608	1,226	2,225	157
Buffalo	975	286	626	63
Butte	4,957	3,505	1,235	217
Campbell	1,725	1,422	264	39
Charles Mix	5,788	1,990	3,544	254
Clark	3,450	1,902	1,376	172
Clay	8,962	3,549	4,083	1,330
Codington	13,510	5,538	6,059	1,913
Corson	2,839	1,118	1,535	186
Custer	3,994	2,117	1,400	477
Davison	11,709	4,722	5,819	1,168
Day	5,416	2,136	3,023	257
Deuel	3,291	1,577	1,369	345
Dewey	2,759	1,121	1,381	257
Douglas	2,858	2,042	712	104
Edmunds	3,270	1,579	1,569	122
Fall River	5,094	2,735	1,891	468
Faulk	2,253	1,028	1,024	201
Grant	5,693	2,672	2,424	597
Gregory	4,077	1,882	2,044	151
Haakon	1,828	1,209	550	69
Hamlin	3,675	2,050	1,331	294
Hand	3,518	1,786	1,485	247
Hanson	2,092	849	959	284
Harding	1,203	804	350	49
Hughes	9,284	5,272	2,974	1,038
Hutchinson	5,958	4,339	1,493	126
Hyde	1,479	707	695	77
Jackson	1,777	1,009	693	75
Jerauld	2,023	1,016	886	121
Jones	1,071	659	374	38
Kingsbury	4,416	2,651	1,505	260
Lake	7,144	3,327	3,338	479
Lawrence	11,702	6,543	4,043	1,116
Lincoln	8,986	4,509	3,616	841
Lyman	2,304	1,323	912	69
Marshall	3,617	1,521	1,970	126
McCook	4,229	1,997	1,874	358
McPherson	2,861	2,240	527	94
Meade	10,663	5,607	4,063	993
Mellette	1,465	712	656	97
Miner	2,521	882	1,464	175
Minnehaha	76,131	34,362	35,381	6,388
Moody	4,247	1,616	2,183	448
Pennington	44,544	23,166	16,586	4,792
Perkins	3,108	1,775	1,142	191
Potter	2,568	1,735	759	74
Roberts	6,462	2,109	3,758	595
Sanborn	2,254	1,093	1,025	136
Shannon	3,372	391	2,676	305
Spink	5,657	2,370	2,806	481
Stanley	1,764	852	768	144
Sully	1,439	819	560	60
Todd	3,039	758	1,994	287
Tripp	4,707	2,441	1,953	313
Turner	5,899	3,749	1,769	381
Union	6,611	2,498	3,361	752
Walworth	4,420	2,790	1,372	258
Yankton	11,411	5,693	4,705	1,013
Ziebach	1,215	535	554	126
TOTALS	442,790	211,177	192,274	39,339

NUMBER OF PRECINCTS AND TYPES OF BALLOTS
GENERAL ELECTION
November 6, 1984

	NUMBER OF PRECINCTS	TYPE OF BALLOT
Aurora	12	Paper
Beadle	51	12 Mach/39 Paper
Bennett	8	Paper
Bon Homme	12	Paper
Brookings	22	Punchcard
Brown	38	Paper (Optical Scan)
Brule	13	Punchcard
Buffalo	5	Paper
Butte	21	Paper
Campbell	8	Paper
Charles Mix	33	Paper
Clark	24	Paper
Clay	23	Punchcard
Codington	38	Punchcard
Carson	18	Paper
Custer	11	Paper
Davison	28	Punchcard
Day	27	Paper
Deuel	22	Paper
Dewey	11	Paper
Douglas	20	Paper
Edmunds	15	Paper
Fall River	17	Paper
Faulk	11	Paper
Grant	22	Paper
Gregory	13	Punchcard
Haakon	14	Paper
Hamlin	14	Paper
Hand	44	Paper
Hanson	8	Paper
Harding	10	Paper
Hughes	19	Punchcard
Hutchinson	19	Paper
Hyde	10	Paper
Jackson	10	Paper
Jerauld	10	Paper
Jones	5	Paper
Kingsbury	19	Paper
Lake	22	Paper
Lawrence	29	Punchcard
Lincoln	31	Punchcard
Lyman	9	Punchcard
Marshall	18	Paper
McCook	24	Paper
McPherson	17	Paper
Meade	32	Paper
Mellette	9	Paper
Miner	10	Paper
Minnehaha	58	56 Mach/2 Punchcard
Moody	23	Paper
Pennington	34	27 Mach/ 7 Paper
Perkins	32	Paper
Potter	13	Paper
Roberts	42	Paper
Sanborn	12	Punchcard
Shannon	10	Paper
Spink	20	Paper
Stanley	9	Punchcard
Sully	8	Paper
Todd	16	Paper
Tripp	26	Paper
Turner	28	Paper
Union	12	Punchcard
Walworth	15	Paper
Yankton	19	5 Mach/ 14 Paper
Ziebach	9	Paper
TOTAL PRECINCTS	1292	