




STATE OF SOUTH DAKOTA)
)
COUNTY OF LINCOLN)


CERTIFICATE

We, ~~Otto Hagedorn~~, Dennis Weeldreyer, Jim Schmidt, Dale Long, Burdell Coplan the County Board of Canvassers in Lincoln County for the Primary Election held on June 03, 2008, hereby certify that the foregoing is a true abstract of the votes cast in the jurisdiction of Lincoln County, South Dakota, at the election as shown by the returns certified to the person in charge of the election.










Sworn to before me this 5 day of June, 2008.



Paula Feucht, County Auditor
Lincoln County, South Dakota

SEAL

June 04, 2008

Primary Election - June 03, 2008
Lincoln County

		REP	
		Presidential Delegates and Alternates	
	Ron Paul	342 14.68%	
	John McCain	1,689 72.49%	
	Mike Huckabee	158 6.78%	
	to be Uncommitted	60 2.58%	
	Mitt Romney	81 3.48%	
	Total	2,330	
	Sam Kephart	292 12.80%	
	Charles Lyonel Gonyo	126 5.52%	
	Joel Dykstra	1,864 81.68%	
	Total	2,282	
	R. Blake Curd	255 25.32%	
	Jennifer L. Case	221 21.95%	
	Dawn Aspaas	120 11.92%	
Total			

		REP				DEM																																
State Representative - 12	Manny Steele	411	40.81%	Total	1,007	State Representative - 16	Jim Bolin	580	43.22%	Dan Lederman	520	38.75%	Daniel L. Cotton	242	18.03%	Total	1,342	County Commissioner - District 2	David Gillespie	414	74.73%	Jim Nelson	140	25.27%	Total	554	County Commissioner - District 4	Otto Hagedorn	174	49.43%	Jason E. Melcher	178	50.57%	Total	352	DEM	2,108	54.76%
	Total	411	40.81%				Total	1,007	Total	1,342	County Commissioner - District 2	Total	554	County Commissioner - District 4	Total	352	DEM	2,108	54.76%																			

		DEM	
	Presidential Delegates and Alternates	State Representative - 11	
	Barack Obama	1,740 45.24%	3,846
	Total		
	Darrell D. Solberg	130 44.07%	81
	Don Rose		84
	Shawn Anderson		84
	Total		295
Total			

	Presidential Delegates and Alternates						REP				United States Senate			State Representative - 12		
	Ron Paul	John McCain	Mike Huckabee	to be Uncommitted	Mitt Romney	Total	Sam Kephart	Charles Lyonel Gonyo	Joel Dykstra	Total	R. Blake Curd	Jennifer L. Case	Dawn Aspaas			
Hudson/Eden Township	2	13	1	4	1	21	3	2	18	23	0	0	0			
Norway Township	2	21	2	3	2	30	8	0	21	29	0	0	0			
Berensford/Pleasant/Brooklyn	19	54	9	1	4	87	10	6	73	89	0	0	0			
Highland/Canton Township	13	79	4	3	3	102	23	4	80	107	0	0	0			
Canton 1,2,3	31	155	14	7	7	214	44	9	186	239	0	0	0			
Canton 4 & 5	16	109	8	4	1	138	26	9	112	147	0	0	0			
Lincoln Township	6	14	1	0	0	21	8	0	13	21	0	0	0			
Delaware Township	0	16	0	2	1	19	4	1	15	20	0	0	0			
WorthingLynn Township	15	34	2	1	2	54	8	4	42	54	0	0	0			
Perry Township	5	39	1	1	1	47	4	4	42	50	0	0	0			
Grant Township	7	19	2	2	0	30	3	4	23	30	0	0	0			
Lennox City	16	77	10	1	5	109	6	5	106	117	0	0	0			
Dayton Township	10	32	3	0	2	47	8	1	35	44	0	0	0			
LaValley Township	11	14	3	1	0	29	5	1	23	29	0	0	0			
Harrisburg	16	37	0	1	1	55	8	0	42	50	0	0	0			
Springdale Township	22	50	9	2	3	86	7	7	61	75	0	0	0			
Fairview Inc/Fairview Township	6	24	2	0	0	32	5	5	24	34	0	0	0			
Delapre Township	17	79	15	3	7	121	16	5	95	116	38	60	25			
Tea City	14	104	10	2	5	135	11	7	110	128	49	79	21			
Sioux Falls 1-14	3	17	8	0	2	30	7	2	18	27	13	16	2			
Sioux Falls 1-13	5	18	6	1	3	33	1	2	27	30	0	0	0			
Sioux Falls 1-12	7	87	5	4	5	108	11	9	79	99	58	29	21			
Sioux Falls 1-11	17	182	17	6	3	225	9	13	190	212	97	37	51			
Sioux Falls 1-16	5	19	2	2	2	30	3	3	24	30	0	0	0			
Sioux Falls 2-10	21	137	8	1	5	172	12	7	145	164	0	0	0			
Sioux Falls 2-11	28	132	10	6	8	184	26	6	134	166	0	0	0			
Sioux Falls 2-12	10	43	3	1	1	58	5	1	47	53	0	0	0			
Sioux Falls 2-13	11	57	2	0	3	73	8	7	48	63	0	0	0			
Sioux Falls 2-15	7	27	1	1	4	40	3	2	31	36	0	0	0			
Total	342	1,689	158	60	81	2,330	292	126	1,864	2,282	255	221	120			

REP												
	State Representative - 12		State Representative - 16				County Commissioner - District 2		County Commissioner - District 4			
		Total	Jim Bolin	Dan Lederman	Daniel L. Cotton	Total	David Gillespie	Jim Nelson	Total	Otto Hagedorn	Jason E. Melcher	Total
Hudson/Eden Township	0	0	12	8	10	30	0	0	0	0	0	0
Norway Township	0	0	22	13	7	42	0	0	0	0	0	0
Beresford/Pleasant/Brooklyn	0	0	37	48	50	135	0	0	0	0	0	0
Highland/Canton Township	0	0	79	56	22	157	82	24	106	0	0	0
Canton 1,2,3	0	0	180	145	41	366	188	49	237	0	0	0
Canton 4 & 5	0	0	113	83	20	216	96	55	151	0	0	0
Lincoln Township	0	0	13	7	2	22	17	3	20	0	0	0
Delaware Township	0	0	7	13	12	32	0	0	0	0	0	0
WorthingLynn Township	0	0	0	0	0	0	0	0	0	0	0	0
Perry Township	0	0	23	38	15	76	0	0	0	0	0	0
Grant Township	0	0	16	16	14	46	0	0	0	0	0	0
Lennox City	0	0	51	70	42	163	0	0	0	0	0	0
Dayton Township	0	0	0	0	0	0	31	9	40	0	0	0
LaValley Township	0	0	0	0	0	0	0	0	0	0	0	0
Harrisburg	0	0	0	0	0	0	0	0	0	0	0	0
Springdale Township	0	0	0	0	0	0	0	0	0	0	0	0
Fairview Inc/Fairview Township	0	0	27	23	7	57	0	0	0	0	0	0
Delapre Township	83	206	0	0	0	0	0	0	57	0	126	0
Tea City	86	235	0	0	0	0	0	0	58	0	139	0
Sioux Falls 1-14	18	49	0	0	0	0	0	0	19	0	25	0
Sioux Falls 1-13	0	0	0	0	0	0	0	0	20	0	31	0
Sioux Falls 1-12	67	175	0	0	0	0	0	0	0	0	0	0
Sioux Falls 1-11	157	342	0	0	0	0	0	0	3	0	4	0
Sioux Falls 1-16	0	0	0	0	0	0	0	0	17	0	27	0
Sioux Falls 2-10	0	0	0	0	0	0	0	0	0	0	0	0
Sioux Falls 2-11	0	0	0	0	0	0	0	0	0	0	0	0
Sioux Falls 2-12	0	0	0	0	0	0	0	0	0	0	0	0
Sioux Falls 2-13	0	0	0	0	0	0	0	0	0	0	0	0
Sioux Falls 2-15	0	0	0	0	0	0	0	0	0	0	0	0
Total	411	1,007	580	520	242	1,342	414	140	554	174	178	352

	DEM						
	Presidential Delegates and Alternates		State Representative - 11				
	Hillary Clinton	Barack Obama	Total	Darrell D. Solberg	Don Rose	Shawn Anderson	Total
Hudson/Eden Township	41	25	66	0	0	0	0
Norway Township	31	11	42	0	0	0	0
Beresford/Pleasant/Brooklyn	97	25	122	0	0	0	0
Highland/Canton Township	62	50	112	0	0	0	0
Canton 1,2,3	146	70	216	0	0	0	0
Canton 4 & 5	111	41	152	0	0	0	0
Lincoln Township	13	12	25	0	0	0	0
Delaware Township	10	7	17	0	0	0	0
Worthing/Lynn Township	73	41	114	0	0	0	0
Perry Township	46	40	86	0	0	0	0
Grant Township	29	11	40	0	0	0	0
Lennox City	142	94	236	0	0	0	0
Dayton Township	45	27	72	0	0	0	0
LaValley Township	37	22	59	0	0	0	0
Hartsburg	119	128	247	0	0	0	0
Springdale Township	100	78	178	0	0	0	0
Fairview Inc/Fairview Township	27	9	36	0	0	0	0
Delapre Township	99	61	160	0	0	0	0
Tea City	132	108	240	0	0	0	0
Sioux Falls 1-14	42	58	100	0	0	0	0
Sioux Falls 1-13	51	76	127	60	41	44	145
Sioux Falls 1-12	97	103	200	0	0	0	0
Sioux Falls 1-11	141	132	273	0	0	0	0
Sioux Falls 1-16	69	71	140	70	40	40	150
Sioux Falls 2-10	88	137	225	0	0	0	0
Sioux Falls 2-11	83	94	177	0	0	0	0
Sioux Falls 2-12	56	65	121	0	0	0	0
Sioux Falls 2-13	80	89	169	0	0	0	0
Sioux Falls 2-15	39	55	94	0	0	0	0
Total	2,106	1,740	3,846	130	81	84	295