

Office of the Pennington County Auditor

Election Division

Pennington County Courthouse

315 Saint Joseph Street • Rapid City, SD 57701-2892 Telephone (605) 394-2153 Fax (605) 394-6840

State of South Dakota)


County of Pennington)


) ss


OFFICIAL RETURNS


We, the undersigned, being appointed as the Board of Canvassers because of our positions as the Board of Commissioners for Pennington County, hereby certify that the attached is a true and accurate abstract of the votes cast in the General Election, held on November 7, 2000, in Pennington County, as shown by the unofficial returns certified by the Pennington County Auditor, the person in charge of the election, and that such vote totals are hereby declared to be the Official Returns of said election.

Signed










Sworn to before me this November 8th, 2000 at Rapid City, South Dakota.

Signed



Person in Charge of the Election
Pennington County Auditor

Total Number Voting

37,193

Percent Turnout

69.60%

Precincts Reporting

42

Total Precincts

42

Percent Completed

100.00 %

Short Format Report - Jurisdiction Wide

GENERAL ELECTION

11/07/2000

11/8/2000 11:08:30AM Page:

1 of 2

**All Total Groups
Pennington County**

<u>Race</u>	<u>Candidate</u>	<u>Votes</u>	<u>Percent</u>
PRESIDENTIAL ELECTORS			
	BUSH/CHENEY -R	24,696	67.55 %
	BUCHANAN/FOSTER -RFM	275	0.75 %
	GORE/LIEBERMAN -D	11,123	30.43 %
	BROWNE/OLIVIER -L	268	0.73 %
	PHILLIPS/FRAZIER -I	195	0.53 %
U.S. REPRESENTATIVE			
	JOHN THUNE -R	27,886	76.80 %
	CURT HOHN -D	7,568	20.84 %
	BRIAN LEROHL -L	858	2.36 %
PUBLIC UTILITIES COMMISSIONER			
	LASKA SCHOENFELDER -R	20,044	57.23 %
	ARNIE LAUBACH -D	14,977	42.77 %
STATE SENATOR DIST. 30			
	DRUE J. VITTER -R	3,795	80.28 %
	NATHAN A. BARTON -L	932	19.72 %
STATE SENATOR DIST. 32			
	ARLENE HAM -R	7,769	100.00 %
STATE SENATOR DIST. 33			
	FRED WHITING -R	4,091	100.00 %
STATE SENATOR DIST. 34			
	ROYAL (Mac) McCracken -R	7,901	76.75 %
	GARY LOUDNER -D	2,394	23.25 %
STATE SENATOR DIST. 35			
	CHERYL MADDEN -R	5,807	100.00 %
STATE REPRESENTATIVES DIST. 30			
	GORDON R. PEDERSON -R	2,906	36.90 %
	JIM LINTZ -R	3,042	38.63 %
	DUANE J. LAMMERS -D	1,927	24.47 %
STATE REPRESENTATIVES DIST. 32			
	THOMAS L. HENNIES -R	5,394	32.81 %
	STANFORD M. ADELSTEIN -R	5,043	30.67 %
	MIKE WILSON -D	4,243	25.81 %
	MARK BRODIN -D	1,761	10.71 %
STATE REPRESENTATIVES DIST. 33			
	DONALD D. VAN ETTEN -R	3,002	35.97 %
	J.P. DUNIPHAN -R	2,907	34.83 %
	RON BAWDON -D	1,369	16.40 %
	ROSALIE LITTLE THUNDER -D	1,069	12.81 %
STATE REPRESENTATIVES DIST. 34			
	MICHAEL P. DERBY -R	7,822	53.32 %
	SCOTT ECCARIUS -R	6,848	46.68 %
STATE REPRESENTATIVES DIST. 35			

Short Format Report - Jurisdiction Wide

11/07/2000

GENERAL ELECTION

11/8/2000 11:08:30AM Page:

2 of 2

All Total Groups
Pennington County

<u>Race</u>	<u>Candidate</u>	<u>Votes</u>	<u>Percent</u>
	ALICE McCOY -R	3,605	30.59 %
	WILLIAM (Bill) NAPOLI -R	4,184	35.51 %
	THERESA SPRY -D	2,011	17.07 %
	GARY SISCO -D	1,983	16.83 %
STATE'S ATTORNEY			
	GLENN BRENNER -R	25,079	70.87 %
	RICHARD L. BODE -D	10,308	29.13 %
REGISTER OF DEEDS			
	DONNA MAYER -R	17,905	50.49 %
	PATRICK H. FOLEY -D	7,290	20.56 %
	LINDA PETERSON -I	10,264	28.95 %
COUNTY COMMISSIONER DIST. 2			
	LYLE N. HENDRICKSON -R	2,421	50.12 %
	SHARON GREEN -D	2,409	49.88 %
CONSTITUTIONAL AMENDMENT A			
	YES	22,356	63.30 %
	NO	12,963	36.70 %
CONSTITUTIONAL AMENDMENT B			
	YES	22,042	63.27 %
	NO	12,795	36.73 %
CONSTITUTIONAL AMENDMENT C			
	YES	31,705	87.06 %
	NO	4,712	12.94 %
CONSTITUTIONAL AMENDMENT D			
	YES	18,075	49.42 %
	NO	18,497	50.58 %
CONSTITUTIONAL AMENDMENT E			
	YES	22,643	64.54 %
	NO	12,440	35.46 %
INITIATED MEASURE 1			
	YES	22,966	63.08 %
	NO	13,439	36.92 %
COUNTY INITIATIVE 1			
	YES	8,508	85.20 %
	NO	1,478	14.80 %

Total Number Voting

37,193

Percent Turnout

69.60%

Precincts Reporting

42

Total Precincts

42

Percent Completed

100.00 %

Short Format Report - Precinct By Precinct

GENERAL ELECTION

11/07/2000

All Total Groups
Pennington County

11/8/2000 11:06:41AM Page: 1 of 86

Precinct

001 HC1 HILL CITY

Race	Candidate	Votes	Percent
PRESIDENTIAL ELECTORS			
	BUSH/CHENEY -R	683	73.76 %
	BUCHANAN/FOSTER -RFM	7	0.76 %
	GORE/LIEBERMAN -D	218	23.54 %
	BROWNE/OLIVIER -L	10	1.08 %
	PHILLIPS/FRAZIER -I	8	0.86 %
U.S. REPRESENTATIVE			
	JOHN THUNE -R	721	78.20 %
	CURT HOHN -D	168	18.22 %
	BRIAN LEROHL -L	33	3.58 %
PUBLIC UTILITIES COMMISSIONER			
	LASKA SCHOENFELDER -R	525	60.69 %
	ARNIE LAUBACH -D	340	39.31 %
STATE SENATOR DIST. 30			
	DRUE J. VITTER -R	688	76.36 %
	NATHAN A. BARTON -L	213	23.64 %
STATE REPRESENTATIVES DIST. 30			
	GORDON R. PEDERSON -R	535	36.57 %
	JIM LINTZ -R	541	36.98 %
	DUANE J. LAMMERS -D	387	26.45 %
STATE'S ATTORNEY			
	GLENN BRENNER -R	618	70.63 %
	RICHARD L. BODE -D	257	29.37 %
REGISTER OF DEEDS			
	DONNA MAYER -R	483	53.79 %
	PATRICK H. FOLEY -D	162	18.04 %
	LINDA PETERSON -I	253	28.17 %
CONSTITUTIONAL AMENDMENT A			
	YES	556	61.17 %
	NO	353	38.83 %
CONSTITUTIONAL AMENDMENT B			
	YES	563	62.42 %
	NO	339	37.58 %
CONSTITUTIONAL AMENDMENT C			
	YES	824	88.51 %
	NO	107	11.49 %
CONSTITUTIONAL AMENDMENT D			
	YES	396	42.49 %
	NO	536	57.51 %
CONSTITUTIONAL AMENDMENT E			

Short Format Report - Precinct By Precinct

GENERAL ELECTION

11/07/2000

All Total Groups
Pennington County

11/8/2000 11:06:41AM Page: 2 of 86

Precinct

001 HC1 HILL CITY

<u>Race</u>	<u>Candidate</u>	<u>Votes</u>	<u>Percent</u>
	YES	540	60.20 %
	NO	357	39.80 %
INITIATED MEASURE 1			
	YES	567	61.03 %
	NO	362	38.97 %
COUNTY INITIATIVE 1			
	YES	467	76.81 %
	NO	141	23.19 %

Short Format Report - Precinct By Precinct

GENERAL ELECTION

11/07/2000

All Total Groups
Pennington County

11/8/2000 11:06:41AM Page: 3 of 86

Precinct
002 K3 KEYSTONE

<u>Race</u>	<u>Candidate</u>	<u>Votes</u>	<u>Percent</u>
PRESIDENTIAL ELECTORS			
	BUSH/CHENEY -R	237	66.20 %
	BUCHANAN/FOSTER -RFM	5	1.40 %
	GORE/LIEBERMAN -D	110	30.73 %
	BROWNE/OLIVIER -L	3	0.84 %
	PHILLIPS/FRAZIER -I	3	0.84 %
U.S. REPRESENTATIVE			
	JOHN THUNE -R	266	74.51 %
	CURT HOHN -D	76	21.29 %
	BRIAN LEROHL -L	15	4.20 %
PUBLIC UTILITIES COMMISSIONER			
	LASKA SCHOENFELDER -R	198	57.56 %
	ARNIE LAUBACH -D	146	42.44 %
STATE SENATOR DIST. 30			
	DRUE J. VITTER -R	254	73.62 %
	NATHAN A. BARTON -L	91	26.38 %
STATE REPRESENTATIVES DIST. 30			
	GORDON R. PEDERSON -R	184	32.39 %
	JIM LINTZ -R	227	39.96 %
	DUANE J. LAMMERS -D	157	27.64 %
STATE'S ATTORNEY			
	GLENN BRENNER -R	230	66.09 %
	RICHARD L. BODE -D	118	33.91 %
REGISTER OF DEEDS			
	DONNA MAYER -R	199	57.18 %
	PATRICK H. FOLEY -D	75	21.55 %
	LINDA PETERSON -I	74	21.26 %
CONSTITUTIONAL AMENDMENT A			
	YES	216	61.89 %
	NO	133	38.11 %
CONSTITUTIONAL AMENDMENT B			
	YES	222	63.98 %
	NO	125	36.02 %
CONSTITUTIONAL AMENDMENT C			
	YES	320	89.14 %
	NO	39	10.86 %
CONSTITUTIONAL AMENDMENT D			
	YES	157	43.98 %
	NO	200	56.02 %
CONSTITUTIONAL AMENDMENT E			
	YES	203	58.84 %
	NO	142	41.16 %

Short Format Report - Precinct By Precinct

GENERAL ELECTION

11/07/2000

All Total Groups
Pennington County

11/8/2000 11:06:41AM Page: 4 of 86

Precinct

002 K3 KEYSTONE

<u>Race</u>	<u>Candidate</u>	<u>Votes</u>	<u>Percent</u>
INITIATED MEASURE 1			
	YES	213	59.83 %
	NO	143	40.17 %
COUNTY INITIATIVE 1			
	YES	173	80.84 %
	NO	41	19.16 %

Short Format Report - Precinct By Precinct

GENERAL ELECTION

11/07/2000

All Total Groups
Pennington County

11/8/2000 11:06:41AM Page: 5 of 86

Precinct

003 R13 ROCHFORD

Race	Candidate	Votes	Percent
PRESIDENTIAL ELECTORS			
	BUSH/CHENEY -R	36	70.59 %
	BUCHANAN/FOSTER -RFM	1	1.96 %
	GORE/LIEBERMAN -D	13	25.49 %
	BROWNE/OLIVIER -L	1	1.96 %
	PHILLIPS/FRAZIER -I	0	0.00 %
U.S. REPRESENTATIVE			
	JOHN THUNE -R	43	82.69 %
	CURT HOHN -D	9	17.31 %
	BRIAN LEROHL -L	0	0.00 %
PUBLIC UTILITIES COMMISSIONER			
	LASKA SCHOENFELDER -R	30	62.50 %
	ARNIE LAUBACH -D	18	37.50 %
STATE SENATOR DIST. 30			
	DRUE J. VITTER -R	38	76.00 %
	NATHAN A. BARTON -L	12	24.00 %
STATE REPRESENTATIVES DIST. 30			
	GORDON R. PEDERSON -R	29	36.25 %
	JIM LINTZ -R	31	38.75 %
	DUANE J. LAMMERS -D	20	25.00 %
STATE'S ATTORNEY			
	GLENN BRENNER -R	34	65.38 %
	RICHARD L. BODE -D	18	34.62 %
REGISTER OF DEEDS			
	DONNA MAYER -R	27	52.94 %
	PATRICK H. FOLEY -D	7	13.73 %
	LINDA PETERSON -I	17	33.33 %
CONSTITUTIONAL AMENDMENT A			
	YES	26	50.98 %
	NO	25	49.02 %
CONSTITUTIONAL AMENDMENT B			
	YES	29	58.00 %
	NO	21	42.00 %
CONSTITUTIONAL AMENDMENT C			
	YES	47	92.16 %
	NO	4	7.84 %
CONSTITUTIONAL AMENDMENT D			
	YES	23	44.23 %
	NO	29	55.77 %
CONSTITUTIONAL AMENDMENT E			
	YES	21	42.00 %
	NO	29	58.00 %

Short Format Report - Precinct By Precinct

GENERAL ELECTION

11/07/2000

All Total Groups
Pennington County

11/8/2000 11:06:41AM Page: 6 of 86

Precinct
003 R13 ROCHFORD

<u>Race</u>	<u>Candidate</u>	<u>Votes</u>	<u>Percent</u>
INITIATED MEASURE 1			
	YES	24	47.06 %
	NO	27	52.94 %
COUNTY INITIATIVE 1			
	YES	37	72.55 %
	NO	14	27.45 %

Short Format Report - Precinct By Precinct

GENERAL ELECTION

11/07/2000

All Total Groups
Pennington County

11/8/2000 11:06:41AM Page: 7 of 86

Precinct

004 RK4 ROCKERVILLE

<u>Race</u>	<u>Candidate</u>	<u>Votes</u>	<u>Percent</u>
PRESIDENTIAL ELECTORS			
	BUSH/CHENEY -R	605	75.53 %
	BUCHANAN/FOSTER -RFM	6	0.75 %
	GORE/LIEBERMAN -D	189	23.60 %
	BROWNE/OLIVIER -L	1	0.12 %
	PHILLIPS/FRAZIER -I	0	0.00 %
U.S. REPRESENTATIVE			
	JOHN THUNE -R	648	81.82 %
	CURT HOHN -D	131	16.54 %
	BRIAN LEROHL -L	13	1.64 %
PUBLIC UTILITIES COMMISSIONER			
	LASKA SCHOENFELDER -R	507	65.84 %
	ARNIE LAUBACH -D	263	34.16 %
STATE SENATOR DIST. 30			
	DRUE J. VITTER -R	625	82.78 %
	NATHAN A. BARTON -L	130	17.22 %
STATE REPRESENTATIVES DIST. 30			
	GORDON R. PEDERSON -R	482	38.78 %
	JIM LINTZ -R	483	38.86 %
	DUANE J. LAMMERS -D	278	22.37 %
STATE'S ATTORNEY			
	GLENN BRENNER -R	597	77.43 %
	RICHARD L. BODE -D	174	22.57 %
REGISTER OF DEEDS			
	DONNA MAYER -R	416	53.89 %
	PATRICK H. FOLEY -D	127	16.45 %
	LINDA PETERSON -I	229	29.66 %
CONSTITUTIONAL AMENDMENT A			
	YES	500	64.68 %
	NO	273	35.32 %
CONSTITUTIONAL AMENDMENT B			
	YES	528	68.66 %
	NO	241	31.34 %
CONSTITUTIONAL AMENDMENT C			
	YES	717	89.74 %
	NO	82	10.26 %
CONSTITUTIONAL AMENDMENT D			
	YES	402	50.76 %
	NO	390	49.24 %
CONSTITUTIONAL AMENDMENT E			
	YES	542	70.30 %
	NO	229	29.70 %

Short Format Report - Precinct By Precinct

GENERAL ELECTION

11/07/2000

All Total Groups
Pennington County

11/8/2000 11:06:41AM Page: 8 of 86

Precinct

004 RK4 ROCKERVILLE

<u>Race</u>	<u>Candidate</u>	<u>Votes</u>	<u>Percent</u>
INITIATED MEASURE 1			
	YES	508	63.98 %
	NO	286	36.02 %
COUNTY INITIATIVE 1			
	YES	648	82.03 %
	NO	142	17.97 %

Short Format Report - Precinct By Precinct

GENERAL ELECTION

11/07/2000

All Total Groups
Pennington County

11/8/2000 11:06:41AM Page: 9 of 86

Precinct
005 SIL2 SILVER CITY

<u>Race</u>	<u>Candidate</u>	<u>Votes</u>	<u>Percent</u>
PRESIDENTIAL ELECTORS			
	BUSH/CHENEY -R	66	66.67 %
	BUCHANAN/FOSTER -RFM	2	2.02 %
	GORE/LIEBERMAN -D	29	29.29 %
	BROWNE/OLIVIER -L	2	2.02 %
	PHILLIPS/FRAZIER -I	0	0.00 %
U.S. REPRESENTATIVE			
	JOHN THUNE -R	78	78.79 %
	CURT HOHN -D	21	21.21 %
	BRIAN LEROHL -L	0	0.00 %
PUBLIC UTILITIES COMMISSIONER			
	LASKA SCHOENFELDER -R	57	58.76 %
	ARNIE LAUBACH -D	40	41.24 %
STATE SENATOR DIST. 30			
	DRUE J. VITTER -R	74	80.43 %
	NATHAN A. BARTON -L	18	19.57 %
STATE REPRESENTATIVES DIST. 30			
	GORDON R. PEDERSON -R	65	42.48 %
	JIM LINTZ -R	53	34.64 %
	DUANE J. LAMMERS -D	35	22.88 %
STATE'S ATTORNEY			
	GLENN BRENNER -R	62	63.27 %
	RICHARD L. BODE -D	36	36.73 %
REGISTER OF DEEDS			
	DONNA MAYER -R	53	53.54 %
	PATRICK H. FOLEY -D	21	21.21 %
	LINDA PETERSON -I	25	25.25 %
CONSTITUTIONAL AMENDMENT A			
	YES	63	63.64 %
	NO	36	36.36 %
CONSTITUTIONAL AMENDMENT B			
	YES	66	67.35 %
	NO	32	32.65 %
CONSTITUTIONAL AMENDMENT C			
	YES	90	90.91 %
	NO	9	9.09 %
CONSTITUTIONAL AMENDMENT D			
	YES	33	33.33 %
	NO	66	66.67 %
CONSTITUTIONAL AMENDMENT E			
	YES	69	70.41 %
	NO	29	29.59 %

Short Format Report - Precinct By Precinct

GENERAL ELECTION

11/07/2000

All Total Groups
Pennington County

11/8/2000 11:06:41AM Page: 10 of 86

<u>Precinct</u>			<u>Votes</u>	<u>Percent</u>
005 SIL2 SILVER CITY				
<u>Race</u>	<u>Candidate</u>			
INITIATED MEASURE 1	YES		68	68.69 %
	NO		31	31.31 %
COUNTY INITIATIVE 1	YES		81	81.82 %
	NO		18	18.18 %

Short Format Report - Precinct By Precinct

GENERAL ELECTION

11/07/2000

All Total Groups
Pennington County

11/8/2000 11:06:41AM Page: 11 of 86

Precinct

006 SL23 WHISPERING PINES

<u>Race</u>	<u>Candidate</u>	<u>Votes</u>	<u>Percent</u>
PRESIDENTIAL ELECTORS			
	BUSH/CHENEY -R	694	71.33 %
	BUCHANAN/FOSTER -RFM	8	0.82 %
	GORE/LIEBERMAN -D	263	27.03 %
	BROWNE/OLIVIER -L	8	0.82 %
	PHILLIPS/FRAZIER -I	0	0.00 %
U.S. REPRESENTATIVE			
	JOHN THUNE -R	778	80.54 %
	CURT HOHN -D	171	17.70 %
	BRIAN LEROHL -L	17	1.76 %
PUBLIC UTILITIES COMMISSIONER			
	LASKA SCHOENFELDER -R	569	60.73 %
	ARNIE LAUBACH -D	368	39.27 %
STATE SENATOR DIST. 30			
	DRUE J. VITTER -R	734	80.75 %
	NATHAN A. BARTON -L	175	19.25 %
STATE REPRESENTATIVES DIST. 30			
	GORDON R. PEDERSON -R	622	40.26 %
	JIM LINTZ -R	564	36.50 %
	DUANE J. LAMMERS -D	359	23.24 %
STATE'S ATTORNEY			
	GLENN BRENNER -R	710	75.37 %
	RICHARD L. BODE -D	232	24.63 %
REGISTER OF DEEDS			
	DONNA MAYER -R	477	51.02 %
	PATRICK H. FOLEY -D	167	17.86 %
	LINDA PETERSON -I	291	31.12 %
CONSTITUTIONAL AMENDMENT A			
	YES	610	65.10 %
	NO	327	34.90 %
CONSTITUTIONAL AMENDMENT B			
	YES	631	67.85 %
	NO	299	32.15 %
CONSTITUTIONAL AMENDMENT C			
	YES	849	88.16 %
	NO	114	11.84 %
CONSTITUTIONAL AMENDMENT D			
	YES	488	50.57 %
	NO	477	49.43 %
CONSTITUTIONAL AMENDMENT E			
	YES	665	71.74 %
	NO	262	28.26 %

Short Format Report - Precinct By Precinct

GENERAL ELECTION

11/07/2000

All Total Groups
Pennington County

11/8/2000 11:06:41AM Page: 12 of 86

Precinct

006 SL23 WHISPERING PINES

<u>Race</u>	<u>Candidate</u>	<u>Votes</u>	<u>Percent</u>
INITIATED MEASURE 1			
	YES	620	64.25 %
	NO	345	35.75 %
COUNTY INITIATIVE 1			
	YES	862	89.60 %
	NO	100	10.40 %

Short Format Report - Precinct By Precinct

GENERAL ELECTION

11/07/2000

All Total Groups

11/8/2000 11:06:41AM Page: 13 of 86

Pennington County

Precinct

007 CA19 CAPUTA

<u>Race</u>	<u>Candidate</u>	<u>Votes</u>	<u>Percent</u>
PRESIDENTIAL ELECTORS			
	BUSH/CHENEY -R	245	79.55 %
	BUCHANAN/FOSTER -RFM	1	0.32 %
	GORE/LIEBERMAN -D	60	19.48 %
	BROWNE/OLIVIER -L	1	0.32 %
	PHILLIPS/FRAZIER -I	1	0.32 %
U.S. REPRESENTATIVE			
	JOHN THUNE -R	248	81.05 %
	CURT HOHN -D	48	15.69 %
	BRIAN LEROHL -L	10	3.27 %
PUBLIC UTILITIES COMMISSIONER			
	LASKA SCHOENFELDER -R	192	65.31 %
	ARNIE LAUBACH -D	102	34.69 %
STATE SENATOR DIST. 30			
	DRUE J. VITTER -R	234	82.98 %
	NATHAN A. BARTON -L	48	17.02 %
STATE REPRESENTATIVES DIST. 30			
	GORDON R. PEDERSON -R	166	35.02 %
	JIM LINTZ -R	193	40.72 %
	DUANE J. LAMMERS -D	115	24.26 %
STATE'S ATTORNEY			
	GLENN BRENNER -R	221	74.92 %
	RICHARD L. BODE -D	74	25.08 %
REGISTER OF DEEDS			
	DONNA MAYER -R	147	49.33 %
	PATRICK H. FOLEY -D	37	12.42 %
	LINDA PETERSON -I	114	38.26 %
CONSTITUTIONAL AMENDMENT A			
	YES	150	49.50 %
	NO	153	50.50 %
CONSTITUTIONAL AMENDMENT B			
	YES	167	56.61 %
	NO	128	43.39 %
CONSTITUTIONAL AMENDMENT C			
	YES	290	93.55 %
	NO	20	6.45 %
CONSTITUTIONAL AMENDMENT D			
	YES	139	44.69 %
	NO	172	55.31 %
CONSTITUTIONAL AMENDMENT E			
	YES	183	61.82 %
	NO	113	38.18 %

Short Format Report - Precinct By Precinct

GENERAL ELECTION

11/07/2000

All Total Groups
Pennington County

11/8/2000 11:06:41AM Page: 14 of 86

Precinct

007 CA19 CAPUTA

<u>Race</u>	<u>Candidate</u>	<u>Votes</u>	<u>Percent</u>
INITIATED MEASURE 1			
	YES	193	61.86 %
	NO	119	38.14 %
COUNTY INITIATIVE 1			
	YES	253	82.14 %
	NO	55	17.86 %

Short Format Report - Precinct By Precinct

GENERAL ELECTION

11/07/2000

All Total Groups
Pennington County

11/8/2000 11:06:41AM Page: 15 of 86

Precinct
008 CR14 CREIGHTON/WHITE

<u>Race</u>	<u>Candidate</u>	<u>Votes</u>	<u>Percent</u>
PRESIDENTIAL ELECTORS			
	BUSH/CHENEY -R	67	85.90 %
	BUCHANAN/FOSTER -RFM	2	2.56 %
	GORE/LIEBERMAN -D	9	11.54 %
	BROWNE/OLIVIER -L	0	0.00 %
	PHILLIPS/FRAZIER -I	0	0.00 %
U.S. REPRESENTATIVE			
	JOHN THUNE -R	69	89.61 %
	CURT HOHN -D	5	6.49 %
	BRIAN LEROHL -L	3	3.90 %
PUBLIC UTILITIES COMMISSIONER			
	LASKA SCHOENFELDER -R	56	73.68 %
	ARNIE LAUBACH -D	20	26.32 %
STATE SENATOR DIST. 30			
	DRUE J. VITTER -R	62	86.11 %
	NATHAN A. BARTON -L	10	13.89 %
STATE REPRESENTATIVES DIST. 30			
	GORDON R. PEDERSON -R	41	35.96 %
	JIM LINTZ -R	50	43.86 %
	DUANE J. LAMMERS -D	23	20.18 %
STATE'S ATTORNEY			
	GLENN BRENNER -R	63	82.89 %
	RICHARD L. BODE -D	13	17.11 %
REGISTER OF DEEDS			
	DONNA MAYER -R	55	72.37 %
	PATRICK H. FOLEY -D	6	7.89 %
	LINDA PETERSON -I	15	19.74 %
CONSTITUTIONAL AMENDMENT A			
	YES	46	58.97 %
	NO	32	41.03 %
CONSTITUTIONAL AMENDMENT B			
	YES	29	40.28 %
	NO	43	59.72 %
CONSTITUTIONAL AMENDMENT C			
	YES	75	96.15 %
	NO	3	3.85 %
CONSTITUTIONAL AMENDMENT D			
	YES	39	50.00 %
	NO	39	50.00 %
CONSTITUTIONAL AMENDMENT E			
	YES	36	48.00 %
	NO	39	52.00 %

Short Format Report - Precinct By Precinct

GENERAL ELECTION

11/07/2000

All Total Groups
Pennington County

11/8/2000 11:06:41AM Page: 16 of 86

Precinct
008 CR14 CREIGHTON/WHITE

<u>Race</u>	<u>Candidate</u>	<u>Votes</u>	<u>Percent</u>
INITIATED MEASURE 1	YES	32	41.56 %
	NO	45	58.44 %
COUNTY INITIATIVE 1	YES	38	50.00 %
	NO	38	50.00 %

Short Format Report - Precinct By Precinct

GENERAL ELECTION

11/07/2000

All Total Groups
Pennington County

11/8/2000 11:06:41AM Page: 17 of 86

Precinct

009 NU10 NEW UNDERWOOD

<u>Race</u>	<u>Candidate</u>	<u>Votes</u>	<u>Percent</u>
PRESIDENTIAL ELECTORS			
	BUSH/CHENEY -R	282	71.39 %
	BUCHANAN/FOSTER -RFM	6	1.52 %
	GORE/LIEBERMAN -D	97	24.56 %
	BROWNE/OLIVIER -L	5	1.27 %
	PHILLIPS/FRAZIER -I	5	1.27 %
U.S. REPRESENTATIVE			
	JOHN THUNE -R	316	80.00 %
	CURT HOHN -D	65	16.46 %
	BRIAN LEROHL -L	14	3.54 %
PUBLIC UTILITIES COMMISSIONER			
	LASKA SCHOENFELDER -R	208	54.74 %
	ARNIE LAUBACH -D	172	45.26 %
STATE SENATOR DIST. 30			
	DRUE J. VITTER -R	285	78.51 %
	NATHAN A. BARTON -L	78	21.49 %
STATE REPRESENTATIVES DIST. 30			
	GORDON R. PEDERSON -R	172	28.20 %
	JIM LINTZ -R	240	39.34 %
	DUANE J. LAMMERS -D	198	32.46 %
STATE'S ATTORNEY			
	GLENN BRENNER -R	278	72.21 %
	RICHARD L. BODE -D	107	27.79 %
REGISTER OF DEEDS			
	DONNA MAYER -R	218	55.33 %
	PATRICK H. FOLEY -D	83	21.07 %
	LINDA PETERSON -I	93	23.60 %
CONSTITUTIONAL AMENDMENT A			
	YES	237	60.61 %
	NO	154	39.39 %
CONSTITUTIONAL AMENDMENT B			
	YES	206	54.50 %
	NO	172	45.50 %
CONSTITUTIONAL AMENDMENT C			
	YES	361	90.70 %
	NO	37	9.30 %
CONSTITUTIONAL AMENDMENT D			
	YES	189	47.25 %
	NO	211	52.75 %
CONSTITUTIONAL AMENDMENT E			
	YES	218	56.33 %
	NO	169	43.67 %

Short Format Report - Precinct By Precinct

GENERAL ELECTION

11/07/2000

All Total Groups
Pennington County

11/8/2000 11:06:41AM Page: 18 of 86

Precinct

009 NU10 NEW UNDERWOOD

<u>Race</u>	<u>Candidate</u>	<u>Votes</u>	<u>Percent</u>
INITIATED MEASURE 1			
	YES	213	53.38 %
	NO	186	46.62 %
COUNTY INITIATIVE 1			
	YES	94	70.68 %
	NO	39	29.32 %

Short Format Report - Precinct By Precinct

GENERAL ELECTION

11/07/2000

All Total Groups
Pennington County

11/8/2000 11:06:41AM Page: 19 of 86

<u>Precinct</u>	<u>Race</u>	<u>Candidate</u>	<u>Votes</u>	<u>Percent</u>
010 Q17 QUINN				
PRESIDENTIAL ELECTORS				
		BUSH/CHENEY -R	75	86.21 %
		BUCHANAN/FOSTER -RFM	1	1.15 %
		GORE/LIEBERMAN -D	11	12.64 %
		BROWNE/OLIVIER -L	0	0.00 %
		PHILLIPS/FRAZIER -I	0	0.00 %
U.S. REPRESENTATIVE				
		JOHN THUNE -R	83	94.32 %
		CURT HOHN -D	4	4.55 %
		BRIAN LEROHL -L	1	1.14 %
PUBLIC UTILITIES COMMISSIONER				
		LASKA SCHOENFELDER -R	60	74.07 %
		ARNIE LAUBACH -D	21	25.93 %
STATE SENATOR DIST. 30				
		DRUE J. VITTER -R	76	90.48 %
		NATHAN A. BARTON -L	8	9.52 %
STATE REPRESENTATIVES DIST. 30				
		GORDON R. PEDERSON -R	44	31.43 %
		JIM LINTZ -R	64	45.71 %
		DUANE J. LAMMERS -D	32	22.86 %
STATE'S ATTORNEY				
		GLENN BRENNER -R	77	91.67 %
		RICHARD L. BODE -D	7	8.33 %
REGISTER OF DEEDS				
		DONNA MAYER -R	67	77.01 %
		PATRICK H. FOLEY -D	7	8.05 %
		LINDA PETERSON -I	13	14.94 %
CONSTITUTIONAL AMENDMENT A				
		YES	50	59.52 %
		NO	34	40.48 %
CONSTITUTIONAL AMENDMENT B				
		YES	41	51.25 %
		NO	39	48.75 %
CONSTITUTIONAL AMENDMENT C				
		YES	86	95.56 %
		NO	4	4.44 %
CONSTITUTIONAL AMENDMENT D				
		YES	42	47.19 %
		NO	47	52.81 %
CONSTITUTIONAL AMENDMENT E				
		YES	36	44.44 %
		NO	45	55.56 %

Short Format Report - Precinct By Precinct

GENERAL ELECTION

11/07/2000

All Total Groups
Pennington County

11/8/2000 11:06:41AM Page: 20 of 86

Precinct

010 Q17 QUINN

<u>Race</u>	<u>Candidate</u>	<u>Votes</u>	<u>Percent</u>
INITIATED MEASURE 1			
	YES	45	51.14 %
	NO	43	48.86 %
COUNTY INITIATIVE 1			
	YES	65	74.71 %
	NO	22	25.29 %

Short Format Report - Precinct By Precinct

GENERAL ELECTION

11/07/2000

All Total Groups
Pennington County

11/8/2000 11:06:41AM Page: 21 of 86

Precinct
011 S11 SCENIC

<u>Race</u>	<u>Candidate</u>	<u>Votes</u>	<u>Percent</u>
PRESIDENTIAL ELECTORS			
	BUSH/CHENEY -R	49	77.78 %
	BUCHANAN/FOSTER -RFM	1	1.59 %
	GORE/LIEBERMAN -D	13	20.63 %
	BROWNE/OLIVIER -L	0	0.00 %
	PHILLIPS/FRAZIER -I	0	0.00 %
U.S. REPRESENTATIVE			
	JOHN THUNE -R	55	83.33 %
	CURT HOHN -D	10	15.15 %
	BRIAN LEROHL -L	1	1.52 %
PUBLIC UTILITIES COMMISSIONER			
	LASKA SCHOENFELDER -R	38	61.29 %
	ARNIE LAUBACH -D	24	38.71 %
STATE SENATOR DIST. 30			
	DRUE J. VITTER -R	51	80.95 %
	NATHAN A. BARTON -L	12	19.05 %
STATE REPRESENTATIVES DIST. 30			
	GORDON R. PEDERSON -R	26	26.26 %
	JIM LINTZ -R	43	43.43 %
	DUANE J. LAMMERS -D	30	30.30 %
STATE'S ATTORNEY			
	GLENN BRENNER -R	42	66.67 %
	RICHARD L. BODE -D	21	33.33 %
REGISTER OF DEEDS			
	DONNA MAYER -R	32	50.00 %
	PATRICK H. FOLEY -D	15	23.44 %
	LINDA PETERSON -I	17	26.56 %
CONSTITUTIONAL AMENDMENT A			
	YES	44	67.69 %
	NO	21	32.31 %
CONSTITUTIONAL AMENDMENT B			
	YES	25	40.32 %
	NO	37	59.68 %
CONSTITUTIONAL AMENDMENT C			
	YES	60	93.75 %
	NO	4	6.25 %
CONSTITUTIONAL AMENDMENT D			
	YES	21	32.31 %
	NO	44	67.69 %
CONSTITUTIONAL AMENDMENT E			
	YES	31	49.21 %
	NO	32	50.79 %

Short Format Report - Precinct By Precinct

GENERAL ELECTION

11/07/2000

All Total Groups
Pennington County

11/8/2000 11:06:41AM Page: 22 of 86

Precinct

011 S11 SCENIC

<u>Race</u>	<u>Candidate</u>	<u>Votes</u>	<u>Percent</u>
INITIATED MEASURE 1			
	YES	37	56.06 %
	NO	29	43.94 %
COUNTY INITIATIVE 1			
	YES	37	58.73 %
	NO	26	41.27 %

Short Format Report - Precinct By Precinct

GENERAL ELECTION

11/07/2000

All Total Groups
Pennington County

11/8/2000 11:06:41AM Page: 23 of 86

Precinct

012 SC9 SPRING CREEK

<u>Race</u>	<u>Candidate</u>	<u>Votes</u>	<u>Percent</u>
PRESIDENTIAL ELECTORS			
	BUSH/CHENEY -R	168	74.34 %
	BUCHANAN/FOSTER -RFM	2	0.88 %
	GORE/LIEBERMAN -D	51	22.57 %
	BROWNE/OLIVIER -L	1	0.44 %
	PHILLIPS/FRAZIER -I	4	1.77 %
U.S. REPRESENTATIVE			
	JOHN THUNE -R	177	83.10 %
	CURT HOHN -D	33	15.49 %
	BRIAN LEROHL -L	3	1.41 %
PUBLIC UTILITIES COMMISSIONER			
	LASKA SCHOENFELDER -R	131	63.59 %
	ARNIE LAUBACH -D	75	36.41 %
STATE SENATOR DIST. 30			
	DRUE J. VITTER -R	178	86.83 %
	NATHAN A. BARTON -L	27	13.17 %
STATE REPRESENTATIVES DIST. 30			
	GORDON R. PEDERSON -R	132	37.18 %
	JIM LINTZ -R	148	41.69 %
	DUANE J. LAMMERS -D	75	21.13 %
STATE'S ATTORNEY			
	GLENN BRENNER -R	157	76.59 %
	RICHARD L. BODE -D	48	23.41 %
REGISTER OF DEEDS			
	DONNA MAYER -R	121	57.89 %
	PATRICK H. FOLEY -D	39	18.66 %
	LINDA PETERSON -I	49	23.44 %
CONSTITUTIONAL AMENDMENT A			
	YES	118	56.19 %
	NO	92	43.81 %
CONSTITUTIONAL AMENDMENT B			
	YES	132	64.08 %
	NO	74	35.92 %
CONSTITUTIONAL AMENDMENT C			
	YES	204	91.89 %
	NO	18	8.11 %
CONSTITUTIONAL AMENDMENT D			
	YES	97	44.91 %
	NO	119	55.09 %
CONSTITUTIONAL AMENDMENT E			
	YES	123	58.02 %
	NO	89	41.98 %

Short Format Report - Precinct By Precinct

GENERAL ELECTION

11/07/2000

All Total Groups
Pennington County

11/8/2000 11:06:41AM Page: 24 of 86

Precinct
012 SC9 SPRING CREEK

<u>Race</u>	<u>Candidate</u>	<u>Votes</u>	<u>Percent</u>
INITIATED MEASURE 1			
	YES	123	55.91 %
	NO	97	44.09 %
COUNTY INITIATIVE 1			
	YES	178	83.18 %
	NO	36	16.82 %

Short Format Report - Precinct By Precinct

GENERAL ELECTION

11/07/2000

All Total Groups
Pennington County

11/8/2000 11:06:41AM Page: 25 of 86

Precinct

013 WA12 WASTA

<u>Race</u>	<u>Candidate</u>	<u>Votes</u>	<u>Percent</u>
PRESIDENTIAL ELECTORS			
	BUSH/CHENEY -R	60	75.00 %
	BUCHANAN/FOSTER -RFM	3	3.75 %
	GORE/LIEBERMAN -D	17	21.25 %
	BROWNE/OLIVIER -L	0	0.00 %
	PHILLIPS/FRAZIER -I	0	0.00 %
U.S. REPRESENTATIVE			
	JOHN THUNE -R	63	79.75 %
	CURT HOHN -D	12	15.19 %
	BRIAN LEROHL -L	4	5.06 %
PUBLIC UTILITIES COMMISSIONER			
	LASKA SCHOENFELDER -R	56	73.68 %
	ARNIE LAUBACH -D	20	26.32 %
STATE SENATOR DIST. 30			
	DRUE J. VITTER -R	55	74.32 %
	NATHAN A. BARTON -L	19	25.68 %
STATE REPRESENTATIVES DIST. 30			
	GORDON R. PEDERSON -R	32	25.81 %
	JIM LINTZ -R	56	45.16 %
	DUANE J. LAMMERS -D	36	29.03 %
STATE'S ATTORNEY			
	GLENN BRENNER -R	60	80.00 %
	RICHARD L. BODE -D	15	20.00 %
REGISTER OF DEEDS			
	DONNA MAYER -R	43	54.43 %
	PATRICK H. FOLEY -D	9	11.39 %
	LINDA PETERSON -I	27	34.18 %
CONSTITUTIONAL AMENDMENT A			
	YES	48	62.34 %
	NO	29	37.66 %
CONSTITUTIONAL AMENDMENT B			
	YES	44	60.27 %
	NO	29	39.73 %
CONSTITUTIONAL AMENDMENT C			
	YES	73	91.25 %
	NO	7	8.75 %
CONSTITUTIONAL AMENDMENT D			
	YES	41	50.62 %
	NO	40	49.38 %
CONSTITUTIONAL AMENDMENT E			
	YES	44	58.67 %
	NO	31	41.33 %

Short Format Report - Precinct By Precinct

GENERAL ELECTION

11/07/2000

All Total Groups
Pennington County

11/8/2000 11:06:41AM Page: 26 of 86

Precinct

013 WA12 WASTA

<u>Race</u>	<u>Candidate</u>	<u>Votes</u>	<u>Percent</u>
INITIATED MEASURE 1	YES	48	60.76 %
	NO	31	39.24 %
COUNTY INITIATIVE 1	YES	43	54.43 %
	NO	36	45.57 %

Short Format Report - Precinct By Precinct

GENERAL ELECTION

11/07/2000

All Total Groups
Pennington County

11/8/2000 11:06:41AM Page: 27 of 86

Precinct

014 WL15 WALL

<u>Race</u>	<u>Candidate</u>	<u>Votes</u>	<u>Percent</u>
PRESIDENTIAL ELECTORS			
	BUSH/CHENEY -R	470	80.76 %
	BUCHANAN/FOSTER -RFM	3	0.52 %
	GORE/LIEBERMAN -D	109	18.73 %
	BROWNE/OLIVIER -L	0	0.00 %
	PHILLIPS/FRAZIER -I	0	0.00 %
U.S. REPRESENTATIVE			
	JOHN THUNE -R	522	90.16 %
	CURT HOHN -D	47	8.12 %
	BRIAN LEROHL -L	10	1.73 %
PUBLIC UTILITIES COMMISSIONER			
	LASKA SCHOENFELDER -R	329	61.04 %
	ARNIE LAUBACH -D	210	38.96 %
STATE SENATOR DIST. 30			
	DRUE J. VITTER -R	441	82.89 %
	NATHAN A. BARTON -L	91	17.11 %
STATE REPRESENTATIVES DIST. 30			
	GORDON R. PEDERSON -R	376	41.46 %
	JIM LINTZ -R	349	38.48 %
	DUANE J. LAMMERS -D	182	20.07 %
STATE'S ATTORNEY			
	GLENN BRENNER -R	413	74.82 %
	RICHARD L. BODE -D	139	25.18 %
REGISTER OF DEEDS			
	DONNA MAYER -R	357	62.20 %
	PATRICK H. FOLEY -D	64	11.15 %
	LINDA PETERSON -I	153	26.66 %
CONSTITUTIONAL AMENDMENT A			
	YES	372	66.67 %
	NO	186	33.33 %
CONSTITUTIONAL AMENDMENT B			
	YES	320	60.04 %
	NO	213	39.96 %
CONSTITUTIONAL AMENDMENT C			
	YES	527	90.24 %
	NO	57	9.76 %
CONSTITUTIONAL AMENDMENT D			
	YES	265	45.22 %
	NO	321	54.78 %
CONSTITUTIONAL AMENDMENT E			
	YES	363	66.00 %
	NO	187	34.00 %

Short Format Report - Precinct By Precinct

GENERAL ELECTION

11/07/2000

All Total Groups
Pennington County

11/8/2000 11:06:41AM Page: 28 of 86

Precinct

014 WL15 WALL

<u>Race</u>	<u>Candidate</u>	<u>Votes</u>	<u>Percent</u>
INITIATED MEASURE 1			
	YES	318	54.92 %
	NO	261	45.08 %
COUNTY INITIATIVE 1			
	YES	71	54.62 %
	NO	59	45.38 %

Short Format Report - Precinct By Precinct

GENERAL ELECTION

11/07/2000

All Total Groups
Pennington County

11/8/2000 11:06:41AM Page: 29 of 86

Precinct

015 1-2 SO. MIDDLE SCHOOL

<u>Race</u>	<u>Candidate</u>	<u>Votes</u>	<u>Percent</u>
PRESIDENTIAL ELECTORS			
	BUSH/CHENEY -R	895	61.18 %
	BUCHANAN/FOSTER -RFM	14	0.96 %
	GORE/LIEBERMAN -D	529	36.16 %
	BROWNE/OLIVIER -L	12	0.82 %
	PHILLIPS/FRAZIER -I	13	0.89 %
U.S. REPRESENTATIVE			
	JOHN THUNE -R	1,043	72.13 %
	CURT HOHN -D	357	24.69 %
	BRIAN LEROHL -L	46	3.18 %
PUBLIC UTILITIES COMMISSIONER			
	LASKA SCHOENFELDER -R	708	49.89 %
	ARNIE LAUBACH -D	711	50.11 %
STATE SENATOR DIST. 32			
	ARLENE HAM -R	1,245	100.00 %
STATE REPRESENTATIVES DIST. 32			
	THOMAS L. HENNIES -R	825	32.58 %
	STANFORD M. ADELSTEIN -R	727	28.71 %
	MIKE WILSON -D	640	25.28 %
	MARK BRODIN -D	340	13.43 %
STATE'S ATTORNEY			
	GLENN BRENNER -R	929	65.47 %
	RICHARD L. BODE -D	490	34.53 %
REGISTER OF DEEDS			
	DONNA MAYER -R	668	46.62 %
	PATRICK H. FOLEY -D	353	24.63 %
	LINDA PETERSON -I	412	28.75 %
CONSTITUTIONAL AMENDMENT A			
	YES	844	59.82 %
	NO	567	40.18 %
CONSTITUTIONAL AMENDMENT B			
	YES	818	58.47 %
	NO	581	41.53 %
CONSTITUTIONAL AMENDMENT C			
	YES	1,239	85.04 %
	NO	218	14.96 %
CONSTITUTIONAL AMENDMENT D			
	YES	714	48.77 %
	NO	750	51.23 %
CONSTITUTIONAL AMENDMENT E			
	YES	868	61.52 %
	NO	543	38.48 %

Short Format Report - Precinct By Precinct

GENERAL ELECTION

11/07/2000

All Total Groups
Pennington County

11/8/2000 11:06:41AM Page: 30 of 86

<u>Precinct</u>	<u>Candidate</u>	<u>Votes</u>	<u>Percent</u>
015 1-2 SO. MIDDLE SCHOOL			
<u>Race</u>			
INITIATED MEASURE 1	YES	922	63.11 %
	NO	539	36.89 %

Short Format Report - Precinct By Precinct

GENERAL ELECTION

11/07/2000

All Total Groups
Pennington County

11/8/2000 11:06:41AM Page: 31 of 86

<u>Precinct</u>			
016 1-3 GRANDVIEW			
<u>Race</u>	<u>Candidate</u>	<u>Votes</u>	<u>Percent</u>
PRESIDENTIAL ELECTORS			
	BUSH/CHENEY -R	1,866	70.36 %
	BUCHANAN/FOSTER -RFM	10	0.38 %
	GORE/LIEBERMAN -D	761	28.70 %
	BROWNE/OLIVIER -L	7	0.26 %
	PHILLIPS/FRAZIER -I	8	0.30 %
U.S. REPRESENTATIVE			
	JOHN THUNE -R	2,112	80.15 %
	CURT HOHN -D	490	18.60 %
	BRIAN LEROHL -L	33	1.25 %
PUBLIC UTILITIES COMMISSIONER			
	LASKA SCHOENFELDER -R	1,457	57.70 %
	ARNIE LAUBACH -D	1,068	42.30 %
STATE SENATOR DIST. 32			
	ARLENE HAM -R	2,305	100.00 %
STATE REPRESENTATIVES DIST. 32			
	THOMAS L. HENNIES -R	1,581	33.58 %
	STANFORD M. ADELSTEIN -R	1,444	30.67 %
	MIKE WILSON -D	1,213	25.76 %
	MARK BRODIN -D	470	9.98 %
STATE'S ATTORNEY			
	GLENN BRENNER -R	1,913	74.06 %
	RICHARD L. BODE -D	670	25.94 %
REGISTER OF DEEDS			
	DONNA MAYER -R	1,366	53.32 %
	PATRICK H. FOLEY -D	480	18.74 %
	LINDA PETERSON -I	716	27.95 %
CONSTITUTIONAL AMENDMENT A			
	YES	1,640	64.52 %
	NO	902	35.48 %
CONSTITUTIONAL AMENDMENT B			
	YES	1,647	65.59 %
	NO	864	34.41 %
CONSTITUTIONAL AMENDMENT C			
	YES	2,274	86.50 %
	NO	355	13.50 %
CONSTITUTIONAL AMENDMENT D			
	YES	1,352	51.04 %
	NO	1,297	48.96 %
CONSTITUTIONAL AMENDMENT E			
	YES	1,694	66.48 %
	NO	854	33.52 %

Short Format Report - Precinct By Precinct

GENERAL ELECTION

11/07/2000

All Total Groups
Pennington County

11/8/2000 11:06:41AM Page: 32 of 86

Precinct

016 1-3 GRANDVIEW

<u>Race</u>	<u>Candidate</u>	<u>Votes</u>	<u>Percent</u>
INITIATED MEASURE 1	YES	1,656	62.82 %
	NO	980	37.18 %

Short Format Report - Precinct By Precinct

GENERAL ELECTION

11/07/2000

All Total Groups
Pennington County

11/8/2000 11:06:41AM Page: 33 of 86

Precinct

017 2-2 DAKOTA MID SCHOOL

<u>Race</u>	<u>Candidate</u>	<u>Votes</u>	<u>Percent</u>
PRESIDENTIAL ELECTORS			
	BUSH/CHENEY -R	458	56.20 %
	BUCHANAN/FOSTER -RFM	15	1.84 %
	GORE/LIEBERMAN -D	319	39.14 %
	BROWNE/OLIVIER -L	14	1.72 %
	PHILLIPS/FRAZIER -I	9	1.10 %
U.S. REPRESENTATIVE			
	JOHN THUNE -R	542	67.16 %
	CURT HOHN -D	232	28.75 %
	BRIAN LEROHL -L	33	4.09 %
PUBLIC UTILITIES COMMISSIONER			
	LASKA SCHOENFELDER -R	368	47.36 %
	ARNIE LAUBACH -D	409	52.64 %
STATE SENATOR DIST. 32			
	ARLENE HAM -R	644	100.00 %
STATE REPRESENTATIVES DIST. 32			
	THOMAS L. HENNIES -R	449	31.91 %
	STANFORD M. ADELSTEIN -R	398	28.29 %
	MIKE WILSON -D	352	25.02 %
	MARK BRODIN -D	208	14.78 %
STATE'S ATTORNEY			
	GLENN BRENNER -R	478	60.43 %
	RICHARD L. BODE -D	313	39.57 %
REGISTER OF DEEDS			
	DONNA MAYER -R	339	43.13 %
	PATRICK H. FOLEY -D	238	30.28 %
	LINDA PETERSON -I	209	26.59 %
CONSTITUTIONAL AMENDMENT A			
	YES	487	61.80 %
	NO	301	38.20 %
CONSTITUTIONAL AMENDMENT B			
	YES	460	58.90 %
	NO	321	41.10 %
CONSTITUTIONAL AMENDMENT C			
	YES	696	85.50 %
	NO	118	14.50 %
CONSTITUTIONAL AMENDMENT D			
	YES	395	48.29 %
	NO	423	51.71 %
CONSTITUTIONAL AMENDMENT E			
	YES	487	61.72 %
	NO	302	38.28 %

Short Format Report - Precinct By Precinct

GENERAL ELECTION

11/07/2000

All Total Groups
Pennington County

11/8/2000 11:06:41AM Page: 34 of 86

Precinct
017 2-2 DAKOTA MID SCHOOL

<u>Race</u>	<u>Candidate</u>	<u>Votes</u>	<u>Percent</u>
INITIATED MEASURE 1	YES	532	65.04 %
	NO	286	34.96 %

Short Format Report - Precinct By Precinct

GENERAL ELECTION

11/07/2000

All Total Groups
Pennington County

11/8/2000 11:06:41AM Page: 35 of 86

Precinct

018 I-1 SO. MID SCHOOL

<u>Race</u>	<u>Candidate</u>	<u>Votes</u>	<u>Percent</u>
PRESIDENTIAL ELECTORS			
	BUSH/CHENEY -R	728	66.91 %
	BUCHANAN/FOSTER -RFM	11	1.01 %
	GORE/LIEBERMAN -D	341	31.34 %
	BROWNE/OLIVIER -L	6	0.55 %
	PHILLIPS/FRAZIER -I	2	0.18 %
U.S. REPRESENTATIVE			
	JOHN THUNE -R	827	77.73 %
	CURT HOHN -D	221	20.77 %
	BRIAN LEROHL -L	16	1.50 %
PUBLIC UTILITIES COMMISSIONER			
	LASKA SCHOENFELDER -R	566	55.27 %
	ARNIE LAUBACH -D	458	44.73 %
STATE SENATOR DIST. 32			
	ARLENE HAM -R	892	100.00 %
STATE REPRESENTATIVES DIST. 32			
	THOMAS L. HENNIES -R	662	33.57 %
	STANFORD M. ADELSTEIN -R	609	30.88 %
	MIKE WILSON -D	515	26.12 %
	MARK BRODIN -D	186	9.43 %
STATE'S ATTORNEY			
	GLENN BRENNER -R	759	73.40 %
	RICHARD L. BODE -D	275	26.60 %
REGISTER OF DEEDS			
	DONNA MAYER -R	522	50.24 %
	PATRICK H. FOLEY -D	226	21.75 %
	LINDA PETERSON -I	291	28.01 %
CONSTITUTIONAL AMENDMENT A			
	YES	668	65.94 %
	NO	345	34.06 %
CONSTITUTIONAL AMENDMENT B			
	YES	664	66.67 %
	NO	332	33.33 %
CONSTITUTIONAL AMENDMENT C			
	YES	916	86.91 %
	NO	138	13.09 %
CONSTITUTIONAL AMENDMENT D			
	YES	621	58.31 %
	NO	444	41.69 %
CONSTITUTIONAL AMENDMENT E			
	YES	644	64.66 %
	NO	352	35.34 %

Short Format Report - Precinct By Precinct

GENERAL ELECTION

11/07/2000

All Total Groups
Pennington County

11/8/2000 11:06:41AM Page: 36 of 86

Precinct

018 1-1 SO. MID SCHOOL

<u>Race</u>	<u>Candidate</u>	<u>Votes</u>	<u>Percent</u>
INITIATED MEASURE 1	YES	636	60.11 %
	NO	422	39.89 %

Short Format Report - Precinct By Precinct

GENERAL ELECTION

11/07/2000

All Total Groups
Pennington County

11/8/2000 11:06:41AM Page: 37 of 86

Precinct

019 2-4 SO. MID SCHOOL

<u>Race</u>	<u>Candidate</u>	<u>Votes</u>	<u>Percent</u>
PRESIDENTIAL ELECTORS			
	BUSH/CHENEY -R	374	63.18 %
	BUCHANAN/FOSTER -RFM	5	0.84 %
	GORE/LIEBERMAN -D	205	34.63 %
	BROWNE/OLIVIER -L	4	0.68 %
	PHILLIPS/FRAZIER -I	4	0.68 %
U.S. REPRESENTATIVE			
	JOHN THUNE -R	437	73.32 %
	CURT HOHN -D	138	23.15 %
	BRIAN LEROHL -L	21	3.52 %
PUBLIC UTILITIES COMMISSIONER			
	LASKA SCHOENFELDER -R	296	51.75 %
	ARNIE LAUBACH -D	276	48.25 %
STATE SENATOR DIST. 32			
	ARLENE HAM -R	492	100.00 %
STATE REPRESENTATIVES DIST. 32			
	THOMAS L. HENNIES -R	345	32.42 %
	STANFORD M. ADELSTEIN -R	326	30.64 %
	MIKE WILSON -D	269	25.28 %
	MARK BRODIN -D	124	11.65 %
STATE'S ATTORNEY			
	GLENN BRENNER -R	397	68.10 %
	RICHARD L. BODE -D	186	31.90 %
REGISTER OF DEEDS			
	DONNA MAYER -R	292	50.09 %
	PATRICK H. FOLEY -D	128	21.96 %
	LINDA PETERSON -I	163	27.96 %
CONSTITUTIONAL AMENDMENT A			
	YES	366	63.43 %
	NO	211	36.57 %
CONSTITUTIONAL AMENDMENT B			
	YES	344	60.67 %
	NO	223	39.33 %
CONSTITUTIONAL AMENDMENT C			
	YES	517	86.89 %
	NO	78	13.11 %
CONSTITUTIONAL AMENDMENT D			
	YES	298	49.67 %
	NO	302	50.33 %
CONSTITUTIONAL AMENDMENT E			
	YES	331	58.27 %
	NO	237	41.73 %

Short Format Report - Precinct By Precinct

GENERAL ELECTION

11/07/2000

All Total Groups
Pennington County

11/8/2000 11:06:41AM Page: 38 of 86

Precinct

019 2-4 SO. MID SCHOOL

<u>Race</u>	<u>Candidate</u>	<u>Votes</u>	<u>Percent</u>
INITIATED MEASURE 1	YES	373	62.69 %
	NO	222	37.31 %

Short Format Report - Precinct By Precinct

GENERAL ELECTION

11/07/2000

All Total Groups
Pennington County

11/8/2000 11:06:41AM Page: 39 of 86

<u>Precinct</u>	<u>Race</u>	<u>Candidate</u>	<u>Votes</u>	<u>Percent</u>
020 3-2 JACKSON HEIGHTS				
PRESIDENTIAL ELECTORS				
		BUSH/CHENEY -R	962	69.41 %
		BUCHANAN/FOSTER -RFM	8	0.58 %
		GORE/LIEBERMAN -D	403	29.08 %
		BROWNE/OLIVIER -L	9	0.65 %
		PHILLIPS/FRAZIER -I	4	0.29 %
U.S. REPRESENTATIVE				
		JOHN THUNE -R	1,102	80.44 %
		CURT HOHN -D	249	18.18 %
		BRIAN LEROHL -L	19	1.39 %
PUBLIC UTILITIES COMMISSIONER				
		LASKA SCHOENFELDER -R	787	60.49 %
		ARNIE LAUBACH -D	514	39.51 %
STATE SENATOR DIST. 32				
		ARLENE HAM -R	1,158	100.00 %
STATE REPRESENTATIVES DIST. 32				
		THOMAS L. HENNIES -R	841	34.16 %
		STANFORD M. ADELSTEIN -R	803	32.62 %
		MIKE WILSON -D	600	24.37 %
		MARK BRODIN -D	218	8.85 %
STATE'S ATTORNEY				
		GLENN BRENNER -R	958	72.30 %
		RICHARD L. BODE -D	367	27.70 %
REGISTER OF DEEDS				
		DONNA MAYER -R	648	48.69 %
		PATRICK H. FOLEY -D	256	19.23 %
		LINDA PETERSON -I	427	32.08 %
CONSTITUTIONAL AMENDMENT A				
		YES	900	68.60 %
		NO	412	31.40 %
CONSTITUTIONAL AMENDMENT B				
		YES	857	66.08 %
		NO	440	33.92 %
CONSTITUTIONAL AMENDMENT C				
		YES	1,183	86.35 %
		NO	187	13.65 %
CONSTITUTIONAL AMENDMENT D				
		YES	701	50.54 %
		NO	686	49.46 %
CONSTITUTIONAL AMENDMENT E				
		YES	896	68.03 %
		NO	421	31.97 %

Short Format Report - Precinct By Precinct

GENERAL ELECTION

11/07/2000

All Total Groups
Pennington County

11/8/2000 11:06:41AM Page: 40 of 86

Precinct

020 3-2 JACKSON HEIGHTS

<u>Race</u>	<u>Candidate</u>	<u>Votes</u>	<u>Percent</u>
INITIATED MEASURE 1	YES	890	64.82 %
	NO	483	35.18 %

Short Format Report - Precinct By Precinct

GENERAL ELECTION

11/07/2000

All Total Groups
Pennington County

11/8/2000 11:06:41AM Page: 41 of 86

Precinct

021 5-4 WEST PARK APTS.

<u>Race</u>	<u>Candidate</u>	<u>Votes</u>	<u>Percent</u>
PRESIDENTIAL ELECTORS			
	BUSH/CHENEY -R	778	60.92 %
	BUCHANAN/FOSTER -RFM	12	0.94 %
	GORE/LIEBERMAN -D	461	36.10 %
	BROWNE/OLIVIER -L	21	1.64 %
	PHILLIPS/FRAZIER -I	5	0.39 %
U.S. REPRESENTATIVE			
	JOHN THUNE -R	931	72.85 %
	CURT HOHN -D	315	24.65 %
	BRIAN LEROHL -L	32	2.50 %
PUBLIC UTILITIES COMMISSIONER			
	LASKA SCHOENFELDER -R	669	55.24 %
	ARNIE LAUBACH -D	542	44.76 %
STATE SENATOR DIST. 32			
	ARLENE HAM -R	1,033	100.00 %
STATE REPRESENTATIVES DIST. 32			
	THOMAS L. HENNIES -R	691	30.10 %
	STANFORD M. ADELSTEIN -R	736	32.06 %
	MIKE WILSON -D	654	28.48 %
	MARK BRODIN -D	215	9.36 %
STATE'S ATTORNEY			
	GLENN BRENNER -R	813	65.83 %
	RICHARD L. BODE -D	422	34.17 %
REGISTER OF DEEDS			
	DONNA MAYER -R	622	50.28 %
	PATRICK H. FOLEY -D	275	22.23 %
	LINDA PETERSON -I	340	27.49 %
CONSTITUTIONAL AMENDMENT A			
	YES	849	68.97 %
	NO	382	31.03 %
CONSTITUTIONAL AMENDMENT B			
	YES	869	71.46 %
	NO	347	28.54 %
CONSTITUTIONAL AMENDMENT C			
	YES	1,082	83.94 %
	NO	207	16.06 %
CONSTITUTIONAL AMENDMENT D			
	YES	722	55.97 %
	NO	568	44.03 %
CONSTITUTIONAL AMENDMENT E			
	YES	901	72.72 %
	NO	338	27.28 %

Short Format Report - Precinct By Precinct

GENERAL ELECTION

11/07/2000

All Total Groups
Pennington County

11/8/2000 11:06:41AM Page: 42 of 86

Precinct

021 5-4 WEST PARK APTS.

<u>Race</u>	<u>Candidate</u>	<u>Votes</u>	<u>Percent</u>
INITIATED MEASURE 1	YES	816	63.60 %
	NO	467	36.40 %

Short Format Report - Precinct By Precinct

GENERAL ELECTION

11/07/2000

All Total Groups
Pennington County

11/8/2000 11:06:41AM Page: 43 of 86

Precinct

022 BB5 JOHNSON SIDING

<u>Race</u>	<u>Candidate</u>	<u>Votes</u>	<u>Percent</u>
PRESIDENTIAL ELECTORS			
	BUSH/CHENEY -R	701	73.40 %
	BUCHANAN/FOSTER -RFM	3	0.31 %
	GORE/LIEBERMAN -D	238	24.92 %
	BROWNE/OLIVIER -L	13	1.36 %
	PHILLIPS/FRAZIER -I	0	0.00 %
U.S. REPRESENTATIVE			
	JOHN THUNE -R	768	80.84 %
	CURT HOHN -D	168	17.68 %
	BRIAN LEROHL -L	14	1.47 %
PUBLIC UTILITIES COMMISSIONER			
	LASKA SCHOENFELDER -R	594	64.64 %
	ARNIE LAUBACH -D	325	35.36 %
STATE SENATOR DIST. 33			
	FRED WHITING -R	836	100.00 %
STATE REPRESENTATIVES DIST. 33			
	DONALD D. VAN ETTEN -R	654	38.58 %
	J.P. DUNIPHAN -R	643	37.94 %
	RON BAWDON -D	233	13.75 %
	ROSALIE LITTLE THUNDER -D	165	9.73 %
STATE'S ATTORNEY			
	GLENN BRENNER -R	697	75.35 %
	RICHARD L. BODE -D	228	24.65 %
REGISTER OF DEEDS			
	DONNA MAYER -R	491	53.20 %
	PATRICK H. FOLEY -D	149	16.14 %
	LINDA PETERSON -I	283	30.66 %
CONSTITUTIONAL AMENDMENT A			
	YES	622	66.24 %
	NO	317	33.76 %
CONSTITUTIONAL AMENDMENT B			
	YES	607	66.27 %
	NO	309	33.73 %
CONSTITUTIONAL AMENDMENT C			
	YES	848	88.98 %
	NO	105	11.02 %
CONSTITUTIONAL AMENDMENT D			
	YES	465	49.05 %
	NO	483	50.95 %
CONSTITUTIONAL AMENDMENT E			
	YES	597	64.75 %
	NO	325	35.25 %

Short Format Report - Precinct By Precinct

GENERAL ELECTION

11/07/2000

All Total Groups
Pennington County

11/8/2000 11:06:41AM Page: 44 of 86

Precinct

022 BB5 JOHNSON SIDING

<u>Race</u>	<u>Candidate</u>	<u>Votes</u>	<u>Percent</u>
INITIATED MEASURE 1			
	YES	596	62.54 %
	NO	357	37.46 %
COUNTY INITIATIVE 1			
	YES	793	85.27 %
	NO	137	14.73 %

Short Format Report - Precinct By Precinct

GENERAL ELECTION

11/07/2000

All Total Groups
Pennington County

11/8/2000 11:06:41AM Page: 45 of 86

Precinct

023 CL6 CLEGHORN CANYON

<u>Race</u>	<u>Candidate</u>	<u>Votes</u>	<u>Percent</u>
PRESIDENTIAL ELECTORS			
	BUSH/CHENEY -R	231	66.96 %
	BUCHANAN/FOSTER -RFM	2	0.58 %
	GORE/LIEBERMAN -D	107	31.01 %
	BROWNE/OLIVIER -L	1	0.29 %
	PHILLIPS/FRAZIER -I	4	1.16 %
U.S. REPRESENTATIVE			
	JOHN THUNE -R	256	73.99 %
	CURT HOHN -D	82	23.70 %
	BRIAN LEROHL -L	8	2.31 %
PUBLIC UTILITIES COMMISSIONER			
	LASKA SCHOENFELDER -R	190	56.38 %
	ARNIE LAUBACH -D	147	43.62 %
STATE SENATOR DIST. 33			
	FRED WHITING -R	278	100.00 %
STATE REPRESENTATIVES DIST. 33			
	DONALD D. VAN ETTEN -R	226	37.23 %
	J.P. DUNIPHAN -R	202	33.28 %
	RON BAWDON -D	97	15.98 %
	ROSALIE LITTLE THUNDER -D	82	13.51 %
STATE'S ATTORNEY			
	GLENN BRENNER -R	240	70.59 %
	RICHARD L. BODE -D	100	29.41 %
REGISTER OF DEEDS			
	DONNA MAYER -R	191	56.85 %
	PATRICK H. FOLEY -D	68	20.24 %
	LINDA PETERSON -I	77	22.92 %
CONSTITUTIONAL AMENDMENT A			
	YES	216	63.72 %
	NO	123	36.28 %
CONSTITUTIONAL AMENDMENT B			
	YES	234	69.85 %
	NO	101	30.15 %
CONSTITUTIONAL AMENDMENT C			
	YES	314	89.20 %
	NO	38	10.80 %
CONSTITUTIONAL AMENDMENT D			
	YES	222	63.61 %
	NO	127	36.39 %
CONSTITUTIONAL AMENDMENT E			
	YES	222	66.27 %
	NO	113	33.73 %

Short Format Report - Precinct By Precinct

GENERAL ELECTION

11/07/2000

All Total Groups
Pennington County

11/8/2000 11:06:41AM Page: 46 of 86

<u>Precinct</u>			<u>Votes</u>	<u>Percent</u>
023 CL6 CLEGHORN CANYON				
<u>Race</u>	<u>Candidate</u>			
INITIATED MEASURE 1	YES		213	61.38 %
	NO		134	38.62 %
COUNTY INITIATIVE 1	YES		263	87.67 %
	NO		37	12.33 %

Short Format Report - Precinct By Precinct

GENERAL ELECTION

11/07/2000

All Total Groups
Pennington County

11/8/2000 11:06:41AM Page: 47 of 86

<u>Precinct</u>			
<u>Race</u>	<u>Candidate</u>	<u>Votes</u>	<u>Percent</u>
024 CS25 COUNTRYSIDE #1			
PRESIDENTIAL ELECTORS			
	BUSH/CHENEY -R	267	73.35 %
	BUCHANAN/FOSTER -RFM	3	0.82 %
	GORE/LIEBERMAN -D	92	25.27 %
	BROWNE/OLIVIER -L	2	0.55 %
	PHILLIPS/FRAZIER -I	0	0.00 %
U.S. REPRESENTATIVE			
	JOHN THUNE -R	299	82.60 %
	CURT HOHN -D	59	16.30 %
	BRIAN LEROHL -L	4	1.10 %
PUBLIC UTILITIES COMMISSIONER			
	LASKA SCHOENFELDER -R	220	63.95 %
	ARNIE LAUBACH -D	124	36.05 %
STATE SENATOR DIST. 33			
	FRED WHITING -R	318	100.00 %
STATE REPRESENTATIVES DIST. 33			
	DONALD D. VAN ETTEN -R	251	38.91 %
	J.P. DUNIPHAN -R	239	37.05 %
	RON BAWDON -D	108	16.74 %
	ROSALIE LITTLE THUNDER -D	47	7.29 %
STATE'S ATTORNEY			
	GLENN BRENNER -R	281	80.98 %
	RICHARD L. BODE -D	66	19.02 %
REGISTER OF DEEDS			
	DONNA MAYER -R	202	58.55 %
	PATRICK H. FOLEY -D	44	12.75 %
	LINDA PETERSON -I	99	28.70 %
CONSTITUTIONAL AMENDMENT A			
	YES	251	71.71 %
	NO	99	28.29 %
CONSTITUTIONAL AMENDMENT B			
	YES	243	69.63 %
	NO	106	30.37 %
CONSTITUTIONAL AMENDMENT C			
	YES	300	83.57 %
	NO	59	16.43 %
CONSTITUTIONAL AMENDMENT D			
	YES	185	50.96 %
	NO	178	49.04 %
CONSTITUTIONAL AMENDMENT E			
	YES	271	76.99 %
	NO	81	23.01 %

Short Format Report - Precinct By Precinct

GENERAL ELECTION

11/07/2000

All Total Groups
Pennington County

11/8/2000 11:06:41AM Page: 48 of 86

<u>Precinct</u>	<u>Candidate</u>	<u>Votes</u>	<u>Percent</u>
<u>024 CS25 COUNTRYSIDE #1</u>			
<u>Race</u>			
INITIATED MEASURE 1	YES	238	65.38 %
	NO	126	34.62 %
COUNTY INITIATIVE 1	YES	329	90.63 %
	NO	34	9.37 %

Short Format Report - Precinct By Precinct

GENERAL ELECTION

11/07/2000

All Total Groups
Pennington County

11/8/2000 11:06:41AM Page: 49 of 86

Precinct

025 D24 DOTY

<u>Race</u>	<u>Candidate</u>	<u>Votes</u>	<u>Percent</u>
PRESIDENTIAL ELECTORS			
	BUSH/CHENEY -R	536	75.39 %
	BUCHANAN/FOSTER -RFM	3	0.42 %
	GORE/LIEBERMAN -D	162	22.78 %
	BROWNE/OLIVIER -L	7	0.98 %
	PHILLIPS/FRAZIER -I	3	0.42 %
U.S. REPRESENTATIVE			
	JOHN THUNE -R	597	84.68 %
	CURT HOHN -D	93	13.19 %
	BRIAN LEROHL -L	15	2.13 %
PUBLIC UTILITIES COMMISSIONER			
	LASKA SCHOENFELDER -R	444	66.07 %
	ARNIE LAUBACH -D	228	33.93 %
STATE SENATOR DIST. 33			
	FRED WHITING -R	612	100.00 %
STATE REPRESENTATIVES DIST. 33			
	DONALD D. VAN ETTEN -R	521	41.19 %
	J.P. DUNIPHAN -R	466	36.84 %
	RON BAWDON -D	159	12.57 %
	ROSALIE LITTLE THUNDER -D	119	9.41 %
STATE'S ATTORNEY			
	GLENN BRENNER -R	554	80.99 %
	RICHARD L. BODE -D	130	19.01 %
REGISTER OF DEEDS			
	DONNA MAYER -R	397	58.38 %
	PATRICK H. FOLEY -D	107	15.74 %
	LINDA PETERSON -I	176	25.88 %
CONSTITUTIONAL AMENDMENT A			
	YES	482	69.65 %
	NO	210	30.35 %
CONSTITUTIONAL AMENDMENT B			
	YES	479	71.07 %
	NO	195	28.93 %
CONSTITUTIONAL AMENDMENT C			
	YES	641	90.54 %
	NO	67	9.46 %
CONSTITUTIONAL AMENDMENT D			
	YES	365	50.98 %
	NO	351	49.02 %
CONSTITUTIONAL AMENDMENT E			
	YES	484	71.70 %
	NO	191	28.30 %

Short Format Report - Precinct By Precinct

GENERAL ELECTION

11/07/2000

All Total Groups
Pennington County

11/8/2000 11:06:41AM Page: 49 of 86

Precinct

025 D24 DOTY

<u>Race</u>	<u>Candidate</u>	<u>Votes</u>	<u>Percent</u>
PRESIDENTIAL ELECTORS			
	BUSH/CHENEY -R	536	75.39 %
	BUCHANAN/FOSTER -RFM	3	0.42 %
	GORE/LIEBERMAN -D	162	22.78 %
	BROWNE/OLIVIER -L	7	0.98 %
	PHILLIPS/FRAZIER -I	3	0.42 %
U.S. REPRESENTATIVE			
	JOHN THUNE -R	597	84.68 %
	CURT HOHN -D	93	13.19 %
	BRIAN LEROHL -L	15	2.13 %
PUBLIC UTILITIES COMMISSIONER			
	LASKA SCHOENFELDER -R	444	66.07 %
	ARNIE LAUBACH -D	228	33.93 %
STATE SENATOR DIST. 33			
	FRED WHITING -R	612	100.00 %
STATE REPRESENTATIVES DIST. 33			
	DONALD D. VAN ETTEN -R	521	41.19 %
	J.P. DUNIPHAN -R	466	36.84 %
	RON BAWDON -D	159	12.57 %
	ROSALIE LITTLE THUNDER -D	119	9.41 %
STATE'S ATTORNEY			
	GLENN BRENNER -R	554	80.99 %
	RICHARD L. BODE -D	130	19.01 %
REGISTER OF DEEDS			
	DONNA MAYER -R	397	58.38 %
	PATRICK H. FOLEY -D	107	15.74 %
	LINDA PETERSON -I	176	25.88 %
CONSTITUTIONAL AMENDMENT A			
	YES	482	69.65 %
	NO	210	30.35 %
CONSTITUTIONAL AMENDMENT B			
	YES	479	71.07 %
	NO	195	28.93 %
CONSTITUTIONAL AMENDMENT C			
	YES	641	90.54 %
	NO	67	9.46 %
CONSTITUTIONAL AMENDMENT D			
	YES	365	50.98 %
	NO	351	49.02 %
CONSTITUTIONAL AMENDMENT E			
	YES	484	71.70 %
	NO	191	28.30 %

Short Format Report - Precinct By Precinct

GENERAL ELECTION

11/07/2000

All Total Groups
Pennington County

11/8/2000 11:06:41AM Page: 50 of 86

Precinct

025 D24 DOTY

<u>Race</u>	<u>Candidate</u>	<u>Votes</u>	<u>Percent</u>
INITIATED MEASURE 1			
	YES	457	64.28 %
	NO	254	35.72 %
COUNTY INITIATIVE 1			
	YES	608	85.39 %
	NO	104	14.61 %

Short Format Report - Precinct By Precinct

GENERAL ELECTION

11/07/2000

All Total Groups
Pennington County

11/8/2000 11:06:41AM Page: 51 of 86

Precinct

026 D7 DOUGLAS/BOX ELDER

<u>Race</u>	<u>Candidate</u>	<u>Votes</u>	<u>Percent</u>
PRESIDENTIAL ELECTORS			
	BUSH/CHENEY -R	827	67.40 %
	BUCHANAN/FOSTER -RFM	12	0.98 %
	GORE/LIEBERMAN -D	366	29.83 %
	BROWNE/OLIVIER -L	10	0.81 %
	PHILLIPS/FRAZIER -I	12	0.98 %
U.S. REPRESENTATIVE			
	JOHN THUNE -R	906	73.96 %
	CURT HOHN -D	264	21.55 %
	BRIAN LEROHL -L	55	4.49 %
PUBLIC UTILITIES COMMISSIONER			
	LASKA SCHOENFELDER -R	655	54.31 %
	ARNIE LAUBACH -D	551	45.69 %
STATE SENATOR DIST. 33			
	FRED WHITING -R	1,052	100.00 %
STATE REPRESENTATIVES DIST. 33			
	DONALD D. VAN ETTEN -R	721	34.12 %
	J.P. DUNIPHAN -R	716	33.89 %
	RON BAWDON -D	383	18.13 %
	ROSALIE LITTLE THUNDER -D	293	13.87 %
STATE'S ATTORNEY			
	GLENN BRENNER -R	853	71.02 %
	RICHARD L. BODE -D	348	28.98 %
REGISTER OF DEEDS			
	DONNA MAYER -R	644	53.85 %
	PATRICK H. FOLEY -D	244	20.40 %
	LINDA PETERSON -I	308	25.75 %
CONSTITUTIONAL AMENDMENT A			
	YES	646	53.26 %
	NO	567	46.74 %
CONSTITUTIONAL AMENDMENT B			
	YES	643	53.54 %
	NO	558	46.46 %
CONSTITUTIONAL AMENDMENT C			
	YES	1,087	88.81 %
	NO	137	11.19 %
CONSTITUTIONAL AMENDMENT D			
	YES	501	40.53 %
	NO	735	59.47 %
CONSTITUTIONAL AMENDMENT E			
	YES	653	54.28 %
	NO	550	45.72 %

Short Format Report - Precinct By Precinct

GENERAL ELECTION

11/07/2000

All Total Groups
Pennington County

11/8/2000 11:06:41AM Page: 52 of 86

Precinct

026 D7 DOUGLAS/BOX ELDER

<u>Race</u>	<u>Candidate</u>	<u>Votes</u>	<u>Percent</u>
INITIATED MEASURE 1	YES	752	61.29 %
	NO	475	38.71 %
COUNTY INITIATIVE 1	YES	318	86.65 %
	NO	49	13.35 %

Short Format Report - Precinct By Precinct

GENERAL ELECTION

11/07/2000

All Total Groups
Pennington County

11/8/2000 11:06:41AM Page: 53 of 86

Precinct

027 4-3 NO. HAINES-IN

<u>Race</u>	<u>Candidate</u>	<u>Votes</u>	<u>Percent</u>
PRESIDENTIAL ELECTORS			
	BUSH/CHENEY -R	368	58.79 %
	BUCHANAN/FOSTER -RFM	5	0.80 %
	GORE/LIEBERMAN -D	239	38.18 %
	BROWNE/OLIVIER -L	7	1.12 %
	PHILLIPS/FRAZIER -I	7	1.12 %
U.S. REPRESENTATIVE			
	JOHN THUNE -R	418	67.20 %
	CURT HOHN -D	182	29.26 %
	BRIAN LEROHL -L	22	3.54 %
PUBLIC UTILITIES COMMISSIONER			
	LASKA SCHOENFELDER -R	280	46.13 %
	ARNIE LAUBACH -D	327	53.87 %
STATE SENATOR DIST. 33			
	FRED WHITING -R	516	100.00 %
STATE REPRESENTATIVES DIST. 33			
	DONALD D. VAN ETTEN -R	307	29.27 %
	J.P. DUNIPHAN -R	308	29.36 %
	RON BAWDON -D	219	20.88 %
	ROSALIE LITTLE THUNDER -D	215	20.50 %
STATE'S ATTORNEY			
	GLENN BRENNER -R	345	56.74 %
	RICHARD L. BODE -D	263	43.26 %
REGISTER OF DEEDS			
	DONNA MAYER -R	270	44.70 %
	PATRICK H. FOLEY -D	174	28.81 %
	LINDA PETERSON -I	160	26.49 %
COUNTY COMMISSIONER DIST. 2			
	LYLE N. HENDRICKSON -R	289	47.85 %
	SHARON GREEN -D	315	52.15 %
CONSTITUTIONAL AMENDMENT A			
	YES	325	53.10 %
	NO	287	46.90 %
CONSTITUTIONAL AMENDMENT B			
	YES	339	56.03 %
	NO	266	43.97 %
CONSTITUTIONAL AMENDMENT C			
	YES	530	85.21 %
	NO	92	14.79 %
CONSTITUTIONAL AMENDMENT D			
	YES	302	48.32 %
	NO	323	51.68 %

Short Format Report - Precinct By Precinct

GENERAL ELECTION

11/07/2000

All Total Groups

11/8/2000 11:06:41AM Page: 54 of 86

Pennington County

Precinct

027 4-3 NO. HAINES-IN

<u>Race</u>	<u>Candidate</u>	<u>Votes</u>	<u>Percent</u>
CONSTITUTIONAL AMENDMENT E			
	YES	335	55.19 %
	NO	272	44.81 %
INITIATED MEASURE 1			
	YES	398	63.68 %
	NO	227	36.32 %

Short Format Report - Precinct By Precinct

GENERAL ELECTION

11/07/2000

All Total Groups
Pennington County

11/8/2000 11:06:41AM Page: 55 of 86

Precinct

028 NH18 NO. HAINES-OUT

<u>Race</u>	<u>Candidate</u>	<u>Votes</u>	<u>Percent</u>
PRESIDENTIAL ELECTORS			
	BUSH/CHENEY -R	363	62.59 %
	BUCHANAN/FOSTER -RFM	3	0.52 %
	GORE/LIEBERMAN -D	205	35.34 %
	BROWNE/OLIVIER -L	5	0.86 %
	PHILLIPS/FRAZIER -I	4	0.69 %
U.S. REPRESENTATIVE			
	JOHN THUNE -R	427	74.65 %
	CURT HOHN -D	133	23.25 %
	BRIAN LEROHL -L	12	2.10 %
PUBLIC UTILITIES COMMISSIONER			
	LASKA SCHOENFELDER -R	300	53.48 %
	ARNIE LAUBACH -D	261	46.52 %
STATE SENATOR DIST. 33			
	FRED WHITING -R	479	100.00 %
STATE REPRESENTATIVES DIST. 33			
	DONALD D. VAN ETTEN -R	322	33.09 %
	J.P. DUNIPHAN -R	333	34.22 %
	RON BAWDON -D	170	17.47 %
	ROSALIE LITTLE THUNDER -D	148	15.21 %
STATE'S ATTORNEY			
	GLENN BRENNER -R	368	66.91 %
	RICHARD L. BODE -D	182	33.09 %
REGISTER OF DEEDS			
	DONNA MAYER -R	276	50.00 %
	PATRICK H. FOLEY -D	123	22.28 %
	LINDA PETERSON -I	153	27.72 %
COUNTY COMMISSIONER DIST. 2			
	LYLE N. HENDRICKSON -R	310	55.66 %
	SHARON GREEN -D	247	44.34 %
CONSTITUTIONAL AMENDMENT A			
	YES	276	49.37 %
	NO	283	50.63 %
CONSTITUTIONAL AMENDMENT B			
	YES	309	55.88 %
	NO	244	44.12 %
CONSTITUTIONAL AMENDMENT C			
	YES	492	85.86 %
	NO	81	14.14 %
CONSTITUTIONAL AMENDMENT D			
	YES	264	45.36 %
	NO	318	54.64 %

Short Format Report - Precinct By Precinct

GENERAL ELECTION

11/07/2000

All Total Groups
Pennington County

11/8/2000 11:06:41AM Page: 56 of 86

Precinct

028 NH18 NO. HAINES-OUT

<u>Race</u>	<u>Candidate</u>	<u>Votes</u>	<u>Percent</u>
CONSTITUTIONAL AMENDMENT E	YES	309	56.39 %
	NO	239	43.61 %
INITIATED MEASURE 1	YES	343	59.76 %
	NO	231	40.24 %
COUNTY INITIATIVE 1	YES	522	90.78 %
	NO	53	9.22 %

Short Format Report - Precinct By Precinct

GENERAL ELECTION

11/07/2000

All Total Groups
Pennington County

11/8/2000 11:06:41AM Page: 57 of 86

Precinct

029 5-1 NTL. GUARD ARMORY

<u>Race</u>	<u>Candidate</u>	<u>Votes</u>	<u>Percent</u>
PRESIDENTIAL ELECTORS			
	BUSH/CHENEY -R	569	65.48 %
	BUCHANAN/FOSTER -RFM	8	0.92 %
	GORE/LIEBERMAN -D	281	32.34 %
	BROWNE/OLIVIER -L	9	1.04 %
	PHILLIPS/FRAZIER -I	2	0.23 %
U.S. REPRESENTATIVE			
	JOHN THUNE -R	641	74.28 %
	CURT HOHN -D	200	23.17 %
	BRIAN LEROHL -L	22	2.55 %
PUBLIC UTILITIES COMMISSIONER			
	LASKA SCHOENFELDER -R	456	54.68 %
	ARNIE LAUBACH -D	378	45.32 %
STATE SENATOR DIST. 34			
	ROYAL (Mac) McCracken -R	622	73.96 %
	GARY LOUDNER -D	219	26.04 %
STATE REPRESENTATIVES DIST. 34			
	MICHAEL P. DERBY -R	611	54.65 %
	SCOTT ECCARIUS -R	507	45.35 %
STATE'S ATTORNEY			
	GLENN BRENNER -R	568	67.62 %
	RICHARD L. BODE -D	272	32.38 %
REGISTER OF DEEDS			
	DONNA MAYER -R	394	46.46 %
	PATRICK H. FOLEY -D	178	20.99 %
	LINDA PETERSON -I	276	32.55 %
CONSTITUTIONAL AMENDMENT A			
	YES	525	63.79 %
	NO	298	36.21 %
CONSTITUTIONAL AMENDMENT B			
	YES	528	64.63 %
	NO	289	35.37 %
CONSTITUTIONAL AMENDMENT C			
	YES	738	85.22 %
	NO	128	14.78 %
CONSTITUTIONAL AMENDMENT D			
	YES	476	54.71 %
	NO	394	45.29 %
CONSTITUTIONAL AMENDMENT E			
	YES	555	66.23 %
	NO	283	33.77 %
INITIATED MEASURE 1			

Short Format Report - Precinct By Precinct

GENERAL ELECTION

11/07/2000

All Total Groups
Pennington County

11/8/2000 11:06:41AM Page: 58 of 86

Precinct
029 5-1 NTL. GUARD ARMORY

<u>Race</u>	<u>Candidate</u>	<u>Votes</u>	<u>Percent</u>
	YES	535	61.99 %
	NO	328	38.01 %

Short Format Report - Precinct By Precinct

GENERAL ELECTION

11/07/2000

All Total Groups
Pennington County

11/8/2000 11:06:41AM Page: 59 of 86

Precinct

030 5-2 SO. CANYON SCHOOL

<u>Race</u>	<u>Candidate</u>	<u>Votes</u>	<u>Percent</u>
PRESIDENTIAL ELECTORS			
	BUSH/CHENEY -R	1,057	64.97 %
	BUCHANAN/FOSTER -RFM	10	0.61 %
	GORE/LIEBERMAN -D	541	33.25 %
	BROWNE/OLIVIER -L	11	0.68 %
	PHILLIPS/FRAZIER -I	8	0.49 %
U.S. REPRESENTATIVE			
	JOHN THUNE -R	1,222	75.81 %
	CURT HOHN -D	364	22.58 %
	BRIAN LEROHL -L	26	1.61 %
PUBLIC UTILITIES COMMISSIONER			
	LASKA SCHOENFELDER -R	873	56.25 %
	ARNIE LAUBACH -D	679	43.75 %
STATE SENATOR DIST. 34			
	ROYAL (Mac) McCRACKEN -R	1,130	72.30 %
	GARY LOUDNER -D	433	27.70 %
STATE REPRESENTATIVES DIST. 34			
	MICHAEL P. DERBY -R	1,162	52.77 %
	SCOTT ECCARIUS -R	1,040	47.23 %
STATE'S ATTORNEY			
	GLENN BRENNER -R	1,108	70.48 %
	RICHARD L. BODE -D	464	29.52 %
REGISTER OF DEEDS			
	DONNA MAYER -R	739	46.77 %
	PATRICK H. FOLEY -D	314	19.87 %
	LINDA PETERSON -I	527	33.35 %
CONSTITUTIONAL AMENDMENT A			
	YES	1,023	65.28 %
	NO	544	34.72 %
CONSTITUTIONAL AMENDMENT B			
	YES	979	63.70 %
	NO	558	36.30 %
CONSTITUTIONAL AMENDMENT C			
	YES	1,383	85.90 %
	NO	227	14.10 %
CONSTITUTIONAL AMENDMENT D			
	YES	783	48.21 %
	NO	841	51.79 %
CONSTITUTIONAL AMENDMENT E			
	YES	991	64.39 %
	NO	548	35.61 %
INITIATED MEASURE 1			

Short Format Report - Precinct By Precinct

GENERAL ELECTION

11/07/2000

All Total Groups
Pennington County

11/8/2000 11:06:41AM Page: 60 of 86

Precinct
030 5-2 SO. CANYON SCHOOL

<u>Race</u>	<u>Candidate</u>	<u>Votes</u>	<u>Percent</u>
	YES	1,012	62.66 %
	NO	603	37.34 %

Short Format Report - Precinct By Precinct

GENERAL ELECTION

11/07/2000

All Total Groups
Pennington County

11/8/2000 11:06:41AM Page: 61 of 86

Precinct

031 5-3 PINEDALE SCHOOL

<u>Race</u>	<u>Candidate</u>	<u>Votes</u>	<u>Percent</u>
PRESIDENTIAL ELECTORS			
	BUSH/CHENEY -R	1,300	72.38 %
	BUCHANAN/FOSTER -RFM	8	0.45 %
	GORE/LIEBERMAN -D	475	26.45 %
	BROWNE/OLIVIER -L	9	0.50 %
	PHILLIPS/FRAZIER -I	4	0.22 %
U.S. REPRESENTATIVE			
	JOHN THUNE -R	1,457	82.04 %
	CURT HOHN -D	288	16.22 %
	BRIAN LEROHL -L	31	1.75 %
PUBLIC UTILITIES COMMISSIONER			
	LASKA SCHOENFELDER -R	1,062	62.54 %
	ARNIE LAUBACH -D	636	37.46 %
STATE SENATOR DIST. 34			
	ROYAL (Mac) McCRACKEN -R	1,384	80.51 %
	GARY LOUDNER -D	335	19.49 %
STATE REPRESENTATIVES DIST. 34			
	MICHAEL P. DERBY -R	1,334	53.30 %
	SCOTT ECCARIUS -R	1,169	46.70 %
STATE'S ATTORNEY			
	GLENN BRENNER -R	1,311	76.09 %
	RICHARD L. BODE -D	412	23.91 %
REGISTER OF DEEDS			
	DONNA MAYER -R	920	53.43 %
	PATRICK H. FOLEY -D	263	15.27 %
	LINDA PETERSON -I	539	31.30 %
CONSTITUTIONAL AMENDMENT A			
	YES	1,172	67.94 %
	NO	553	32.06 %
CONSTITUTIONAL AMENDMENT B			
	YES	1,119	65.90 %
	NO	579	34.10 %
CONSTITUTIONAL AMENDMENT C			
	YES	1,552	87.19 %
	NO	228	12.81 %
CONSTITUTIONAL AMENDMENT D			
	YES	944	52.89 %
	NO	841	47.11 %
CONSTITUTIONAL AMENDMENT E			
	YES	1,237	71.96 %
	NO	482	28.04 %
INITIATED MEASURE 1			

Short Format Report - Precinct By Precinct

GENERAL ELECTION

11/07/2000

All Total Groups
Pennington County

11/8/2000 11:06:41AM Page: 62 of 86

Precinct

031 5-3 PINEDALE SCHOOL

<u>Race</u>	<u>Candidate</u>	<u>Votes</u>	<u>Percent</u>
	YES	1,146	64.24 %
	NO	638	35.76 %

Short Format Report - Precinct By Precinct

GENERAL ELECTION

11/07/2000

All Total Groups
Pennington County

11/8/2000 11:06:41AM Page: 63 of 86

<u>Precinct</u>	<u>Race</u>	<u>Candidate</u>	<u>Votes</u>	<u>Percent</u>
032 3-1 CANYON LK. SCHOOL				
PRESIDENTIAL ELECTORS				
		BUSH/CHENEY -R	359	56.80 %
		BUCHANAN/FOSTER -RFM	4	0.63 %
		GORE/LIEBERMAN -D	260	41.14 %
		BROWNE/OLIVIER -L	5	0.79 %
		PHILLIPS/FRAZIER -I	4	0.63 %
U.S. REPRESENTATIVE				
		JOHN THUNE -R	448	70.77 %
		CURT HOHN -D	169	26.70 %
		BRIAN LEROHL -L	16	2.53 %
PUBLIC UTILITIES COMMISSIONER				
		LASKA SCHOENFELDER -R	320	52.20 %
		ARNIE LAUBACH -D	293	47.80 %
STATE SENATOR DIST. 34				
		ROYAL (Mac) McCRACKEN -R	423	68.89 %
		GARY LOUDNER -D	191	31.11 %
STATE REPRESENTATIVES DIST. 34				
		MICHAEL P. DERBY -R	430	53.15 %
		SCOTT ECCARIUS -R	379	46.85 %
STATE'S ATTORNEY				
		GLENN BRENNER -R	413	67.37 %
		RICHARD L. BODE -D	200	32.63 %
REGISTER OF DEEDS				
		DONNA MAYER -R	291	47.16 %
		PATRICK H. FOLEY -D	163	26.42 %
		LINDA PETERSON -I	163	26.42 %
CONSTITUTIONAL AMENDMENT A				
		YES	402	66.01 %
		NO	207	33.99 %
CONSTITUTIONAL AMENDMENT B				
		YES	370	61.56 %
		NO	231	38.44 %
CONSTITUTIONAL AMENDMENT C				
		YES	528	84.08 %
		NO	100	15.92 %
CONSTITUTIONAL AMENDMENT D				
		YES	323	51.11 %
		NO	309	48.89 %
CONSTITUTIONAL AMENDMENT E				
		YES	385	63.95 %
		NO	217	36.05 %
INITIATED MEASURE 1				

Short Format Report - Precinct By Precinct

GENERAL ELECTION

11/07/2000

All Total Groups
Pennington County

11/8/2000 11:06:41AM Page: 64 of 86

Precinct

032 3-1 CANYON LK. SCHOOL

<u>Race</u>	<u>Candidate</u>	<u>Votes</u>	<u>Percent</u>
	YES	406	64.65 %
	NO	222	35.35 %

Short Format Report - Precinct By Precinct

GENERAL ELECTION

11/07/2000

All Total Groups
Pennington County

11/8/2000 11:06:41AM Page: 65 of 86

Precinct

033 3-3 MEADOWBRK SCHOOL

<u>Race</u>	<u>Candidate</u>	<u>Votes</u>	<u>Percent</u>
PRESIDENTIAL ELECTORS			
	BUSH/CHENEY -R	1,433	69.77 %
	BUCHANAN/FOSTER -RFM	9	0.44 %
	GORE/LIEBERMAN -D	597	29.07 %
	BROWNE/OLIVIER -L	8	0.39 %
	PHILLIPS/FRAZIER -I	7	0.34 %
U.S. REPRESENTATIVE			
	JOHN THUNE -R	1,604	78.63 %
	CURT HOHN -D	408	20.00 %
	BRIAN LEROHL -L	28	1.37 %
PUBLIC UTILITIES COMMISSIONER			
	LASKA SCHOENFELDER -R	1,151	58.55 %
	ARNIE LAUBACH -D	815	41.45 %
STATE SENATOR DIST. 34			
	ROYAL (Mac) McCRACKEN -R	1,598	79.70 %
	GARY LOUDNER -D	407	20.30 %
STATE REPRESENTATIVES DIST. 34			
	MICHAEL P. DERBY -R	1,564	53.84 %
	SCOTT ECCARIUS -R	1,341	46.16 %
STATE'S ATTORNEY			
	GLENN BRENNER -R	1,452	72.64 %
	RICHARD L. BODE -D	547	27.36 %
REGISTER OF DEEDS			
	DONNA MAYER -R	992	49.75 %
	PATRICK H. FOLEY -D	409	20.51 %
	LINDA PETERSON -I	593	29.74 %
CONSTITUTIONAL AMENDMENT A			
	YES	1,389	69.87 %
	NO	599	30.13 %
CONSTITUTIONAL AMENDMENT B			
	YES	1,347	68.69 %
	NO	614	31.31 %
CONSTITUTIONAL AMENDMENT C			
	YES	1,767	86.66 %
	NO	272	13.34 %
CONSTITUTIONAL AMENDMENT D			
	YES	1,045	50.88 %
	NO	1,009	49.12 %
CONSTITUTIONAL AMENDMENT E			
	YES	1,459	73.80 %
	NO	518	26.20 %
INITIATED MEASURE 1			

Short Format Report - Precinct By Precinct

GENERAL ELECTION

11/07/2000

All Total Groups
Pennington County

11/8/2000 11:06:41AM Page: 66 of 86

Precinct
033 3-3 MEADOWBRK SCHOOL

<u>Race</u>	<u>Candidate</u>	<u>Votes</u>	<u>Percent</u>
	YES	1,379	67.56 %
	NO	662	32.44 %

Short Format Report - Precinct By Precinct

GENERAL ELECTION

11/07/2000

All Total Groups
Pennington County

11/8/2000 11:06:41AM Page: 67 of 86

Precinct

034 3-4 SW MIDDLE SCHOOL

<u>Race</u>	<u>Candidate</u>	<u>Votes</u>	<u>Percent</u>
PRESIDENTIAL ELECTORS			
	BUSH/CHENEY -R	1,234	76.13 %
	BUCHANAN/FOSTER -RFM	7	0.43 %
	GORE/LIEBERMAN -D	371	22.89 %
	BROWNE/OLIVIER -L	3	0.19 %
	PHILLIPS/FRAZIER -I	6	0.37 %
U.S. REPRESENTATIVE			
	JOHN THUNE -R	1,357	84.08 %
	CURT HOHN -D	242	14.99 %
	BRIAN LEROHL -L	15	0.93 %
PUBLIC UTILITIES COMMISSIONER			
	LASKA SCHOENFELDER -R	1,010	65.46 %
	ARNIE LAUBACH -D	533	34.54 %
STATE SENATOR DIST. 34			
	ROYAL (Mac) McCracken -R	1,357	86.32 %
	GARY LOUDNER -D	215	13.68 %
STATE REPRESENTATIVES DIST. 34			
	MICHAEL P. DERBY -R	1,270	53.29 %
	SCOTT ECCARIUS -R	1,113	46.71 %
STATE'S ATTORNEY			
	GLENN BRENNER -R	1,262	80.33 %
	RICHARD L. BODE -D	309	19.67 %
REGISTER OF DEEDS			
	DONNA MAYER -R	927	59.04 %
	PATRICK H. FOLEY -D	220	14.01 %
	LINDA PETERSON -I	423	26.94 %
CONSTITUTIONAL AMENDMENT A			
	YES	1,195	75.78 %
	NO	382	24.22 %
CONSTITUTIONAL AMENDMENT B			
	YES	1,195	77.00 %
	NO	357	23.00 %
CONSTITUTIONAL AMENDMENT C			
	YES	1,439	88.88 %
	NO	180	11.12 %
CONSTITUTIONAL AMENDMENT D			
	YES	814	50.34 %
	NO	803	49.66 %
CONSTITUTIONAL AMENDMENT E			
	YES	1,229	78.43 %
	NO	338	21.57 %
INITIATED MEASURE 1			

Short Format Report - Precinct By Precinct

GENERAL ELECTION

11/07/2000

All Total Groups
Pennington County

11/8/2000 11:06:41AM Page: 68 of 86

Precinct
034 3-4 SW MIDDLE SCHOOL

<u>Race</u>	<u>Candidate</u>	<u>Votes</u>	<u>Percent</u>
	YES	1,128	69.93 %
	NO	485	30.07 %

Short Format Report - Precinct By Precinct

GENERAL ELECTION

11/07/2000

All Total Groups
Pennington County

11/8/2000 11:06:41AM Page: 69 of 86

Precinct

035 3-5 CHAPEL VALLEY

<u>Race</u>	<u>Candidate</u>	<u>Votes</u>	<u>Percent</u>
PRESIDENTIAL ELECTORS			
	BUSH/CHENEY -R	502	68.77 %
	BUCHANAN/FOSTER -RFM	5	0.68 %
	GORE/LIEBERMAN -D	220	30.14 %
	BROWNE/OLIVIER -L	3	0.41 %
	PHILLIPS/FRAZIER -I	0	0.00 %
U.S. REPRESENTATIVE			
	JOHN THUNE -R	562	77.73 %
	CURT HOHN -D	152	21.02 %
	BRIAN LEROHL -L	9	1.24 %
PUBLIC UTILITIES COMMISSIONER			
	LASKA SCHOENFELDER -R	429	61.37 %
	ARNIE LAUBACH -D	270	38.63 %
STATE SENATOR DIST. 34			
	ROYAL (Mac) McCRACKEN -R	557	78.12 %
	GARY LOUDNER -D	156	21.88 %
STATE REPRESENTATIVES DIST. 34			
	MICHAEL P. DERBY -R	541	54.10 %
	SCOTT ECCARIUS -R	459	45.90 %
STATE'S ATTORNEY			
	GLENN BRENNER -R	526	73.98 %
	RICHARD L. BODE -D	185	26.02 %
REGISTER OF DEEDS			
	DONNA MAYER -R	371	52.40 %
	PATRICK H. FOLEY -D	132	18.64 %
	LINDA PETERSON -I	205	28.95 %
CONSTITUTIONAL AMENDMENT A			
	YES	491	70.95 %
	NO	201	29.05 %
CONSTITUTIONAL AMENDMENT B			
	YES	487	70.68 %
	NO	202	29.32 %
CONSTITUTIONAL AMENDMENT C			
	YES	622	85.91 %
	NO	102	14.09 %
CONSTITUTIONAL AMENDMENT D			
	YES	369	50.69 %
	NO	359	49.31 %
CONSTITUTIONAL AMENDMENT E			
	YES	515	72.95 %
	NO	191	27.05 %
INITIATED MEASURE 1			

Short Format Report - Precinct By Precinct

GENERAL ELECTION

11/07/2000

All Total Groups
Pennington County

11/8/2000 11:06:41AM Page: 70 of 86

Precinct

035 3-5 CHAPEL VALLEY

<u>Race</u>	<u>Candidate</u>	<u>Votes</u>	<u>Percent</u>
	YES	479	66.34 %
	NO	243	33.66 %

Short Format Report - Precinct By Precinct

GENERAL ELECTION

11/07/2000

All Total Groups
Pennington County

11/8/2000 11:06:41AM Page: 71 of 86

Precinct

036 4-1 HORACE MANN SCHL

<u>Race</u>	<u>Candidate</u>	<u>Votes</u>	<u>Percent</u>
PRESIDENTIAL ELECTORS			
	BUSH/CHENEY -R	815	62.31 %
	BUCHANAN/FOSTER -RFM	15	1.15 %
	GORE/LIEBERMAN -D	453	34.63 %
	BROWNE/OLIVIER -L	13	0.99 %
	PHILLIPS/FRAZIER -I	12	0.92 %
U.S. REPRESENTATIVE			
	JOHN THUNE -R	945	72.64 %
	CURT HOHN -D	325	24.98 %
	BRIAN LEROHL -L	31	2.38 %
PUBLIC UTILITIES COMMISSIONER			
	LASKA SCHOENFELDER -R	676	53.69 %
	ARNIE LAUBACH -D	583	46.31 %
STATE SENATOR DIST. 34			
	ROYAL (Mac) McCRACKEN -R	830	65.46 %
	GARY LOUDNER -D	438	34.54 %
STATE REPRESENTATIVES DIST. 34			
	MICHAEL P. DERBY -R	910	52.00 %
	SCOTT ECCARIUS -R	840	48.00 %
STATE'S ATTORNEY			
	GLENN BRENNER -R	865	67.63 %
	RICHARD L. BODE -D	414	32.37 %
REGISTER OF DEEDS			
	DONNA MAYER -R	608	47.91 %
	PATRICK H. FOLEY -D	313	24.67 %
	LINDA PETERSON -I	348	27.42 %
COUNTY COMMISSIONER DIST. 2			
	LYLE N. HENDRICKSON -R	667	53.40 %
	SHARON GREEN -D	582	46.60 %
CONSTITUTIONAL AMENDMENT A			
	YES	752	59.17 %
	NO	519	40.83 %
CONSTITUTIONAL AMENDMENT B			
	YES	725	57.59 %
	NO	534	42.41 %
CONSTITUTIONAL AMENDMENT C			
	YES	1,123	85.73 %
	NO	187	14.27 %
CONSTITUTIONAL AMENDMENT D			
	YES	632	48.36 %
	NO	675	51.64 %
CONSTITUTIONAL AMENDMENT E			

Short Format Report - Precinct By Precinct

GENERAL ELECTION

11/07/2000

All Total Groups
Pennington County

11/8/2000 11:06:41AM Page: 72 of 86

Precinct

036 4-1 HORACE MANN SCHL

<u>Race</u>	<u>Candidate</u>	<u>Votes</u>	<u>Percent</u>
	YES	692	54.92 %
	NO	568	45.08 %
INITIATED MEASURE 1			
	YES	781	60.08 %
	NO	519	39.92 %

Short Format Report - Precinct By Precinct

GENERAL ELECTION

11/07/2000

All Total Groups
Pennington County

11/8/2000 11:06:41AM Page: 73 of 86

Precinct

037 2-3 BERQUIST SCHOOL

<u>Race</u>	<u>Candidate</u>	<u>Votes</u>	<u>Percent</u>
PRESIDENTIAL ELECTORS			
	BUSH/CHENEY -R	614	57.06 %
	BUCHANAN/FOSTER -RFM	15	1.39 %
	GORE/LIEBERMAN -D	433	40.24 %
	BROWNE/OLIVIER -L	10	0.93 %
	PHILLIPS/FRAZIER -I	4	0.37 %
U.S. REPRESENTATIVE			
	JOHN THUNE -R	740	69.35 %
	CURT HOHN -D	288	26.99 %
	BRIAN LEROHL -L	39	3.66 %
PUBLIC UTILITIES COMMISSIONER			
	LASKA SCHOENFELDER -R	505	48.56 %
	ARNIE LAUBACH -D	535	51.44 %
STATE SENATOR DIST. 35			
	CHERYL MADDEN -R	869	100.00 %
STATE REPRESENTATIVES DIST. 35			
	ALICE McCOY -R	533	29.45 %
	WILLIAM (Bill) NAPOLI -R	594	32.82 %
	THERESA SPRY -D	347	19.17 %
	GARY SISCO -D	336	18.56 %
STATE'S ATTORNEY			
	GLENN BRENNER -R	617	58.87 %
	RICHARD L. BODE -D	431	41.13 %
REGISTER OF DEEDS			
	DONNA MAYER -R	453	43.06 %
	PATRICK H. FOLEY -D	319	30.32 %
	LINDA PETERSON -I	280	26.62 %
COUNTY COMMISSIONER DIST. 2			
	LYLE N. HENDRICKSON -R	497	48.49 %
	SHARON GREEN -D	528	51.51 %
CONSTITUTIONAL AMENDMENT A			
	YES	578	55.74 %
	NO	459	44.26 %
CONSTITUTIONAL AMENDMENT B			
	YES	568	55.74 %
	NO	451	44.26 %
CONSTITUTIONAL AMENDMENT C			
	YES	918	85.40 %
	NO	157	14.60 %
CONSTITUTIONAL AMENDMENT D			
	YES	506	47.16 %
	NO	567	52.84 %

Short Format Report - Precinct By Precinct

GENERAL ELECTION

11/07/2000

All Total Groups
Pennington County

11/8/2000 11:06:41AM Page: 74 of 86

Precinct

037 2-3 BERQUIST SCHOOL

<u>Race</u>	<u>Candidate</u>	<u>Votes</u>	<u>Percent</u>
CONSTITUTIONAL AMENDMENT E	YES	559	54.59 %
	NO	465	45.41 %
INITIATED MEASURE 1	YES	657	61.40 %
	NO	413	38.60 %

Short Format Report - Precinct By Precinct

GENERAL ELECTION

11/07/2000

All Total Groups
Pennington County

11/8/2000 11:06:41AM Page: 75 of 86

Precinct

038 4-2 NO. MIDDLE SCHOOL

<u>Race</u>	<u>Candidate</u>	<u>Votes</u>	<u>Percent</u>
PRESIDENTIAL ELECTORS			
	BUSH/CHENEY -R	832	57.70 %
	BUCHANAN/FOSTER -RFM	12	0.83 %
	GORE/LIEBERMAN -D	575	39.88 %
	BROWNE/OLIVIER -L	10	0.69 %
	PHILLIPS/FRAZIER -I	13	0.90 %
U.S. REPRESENTATIVE			
	JOHN THUNE -R	990	68.85 %
	CURT HOHN -D	401	27.89 %
	BRIAN LEROHL -L	47	3.27 %
PUBLIC UTILITIES COMMISSIONER			
	LASKA SCHOENFELDER -R	667	47.88 %
	ARNIE LAUBACH -D	726	52.12 %
STATE SENATOR DIST. 35			
	CHERYL MADDEN -R	1,205	100.00 %
STATE REPRESENTATIVES DIST. 35			
	ALICE McCOY -R	730	29.31 %
	WILLIAM (Bill) NAPOLI -R	806	32.36 %
	THERESA SPRY -D	537	21.56 %
	GARY SISCO -D	418	16.78 %
STATE'S ATTORNEY			
	GLENN BRENNER -R	885	62.86 %
	RICHARD L. BODE -D	523	37.14 %
REGISTER OF DEEDS			
	DONNA MAYER -R	613	43.69 %
	PATRICK H. FOLEY -D	425	30.29 %
	LINDA PETERSON -I	365	26.02 %
COUNTY COMMISSIONER DIST. 2			
	LYLE N. HENDRICKSON -R	658	47.17 %
	SHARON GREEN -D	737	52.83 %
CONSTITUTIONAL AMENDMENT A			
	YES	775	55.52 %
	NO	621	44.48 %
CONSTITUTIONAL AMENDMENT B			
	YES	762	55.26 %
	NO	617	44.74 %
CONSTITUTIONAL AMENDMENT C			
	YES	1,237	86.14 %
	NO	199	13.86 %
CONSTITUTIONAL AMENDMENT D			
	YES	693	47.86 %
	NO	755	52.14 %

Short Format Report - Precinct By Precinct

GENERAL ELECTION

11/07/2000

All Total Groups
Pennington County

11/8/2000 11:06:41AM Page: 76 of 86

Precinct

038 4-2 NO. MIDDLE SCHOOL

<u>Race</u>	<u>Candidate</u>	<u>Votes</u>	<u>Percent</u>
CONSTITUTIONAL AMENDMENT E	YES	801	57.54 %
	NO	591	42.46 %
INITIATED MEASURE 1	YES	888	61.71 %
	NO	551	38.29 %

Short Format Report - Precinct By Precinct

GENERAL ELECTION

11/07/2000

All Total Groups
Pennington County

11/8/2000 11:06:41AM Page: 77 of 86

Precinct

039 2-1 COUNTY COURTHOUSE

<u>Race</u>	<u>Candidate</u>	<u>Votes</u>	<u>Percent</u>
PRESIDENTIAL ELECTORS			
	BUSH/CHENEY -R	802	65.58 %
	BUCHANAN/FOSTER -RFM	5	0.41 %
	GORE/LIEBERMAN -D	392	32.05 %
	BROWNE/OLIVIER -L	11	0.90 %
	PHILLIPS/FRAZIER -I	13	1.06 %
U.S. REPRESENTATIVE			
	JOHN THUNE -R	904	74.53 %
	CURT HOHN -D	279	23.00 %
	BRIAN LEROHL -L	30	2.47 %
PUBLIC UTILITIES COMMISSIONER			
	LASKA SCHOENFELDER -R	704	59.41 %
	ARNIE LAUBACH -D	481	40.59 %
STATE SENATOR DIST. 35			
	CHERYL MADDEN -R	1,045	100.00 %
STATE REPRESENTATIVES DIST. 35			
	ALICE McCOY -R	689	32.12 %
	WILLIAM (Bill) NAPOLI -R	775	36.13 %
	THERESA SPRY -D	327	15.24 %
	GARY SISCO -D	354	16.50 %
STATE'S ATTORNEY			
	GLENN BRENNER -R	809	67.70 %
	RICHARD L. BODE -D	386	32.30 %
REGISTER OF DEEDS			
	DONNA MAYER -R	560	46.90 %
	PATRICK H. FOLEY -D	257	21.52 %
	LINDA PETERSON -I	377	31.57 %
CONSTITUTIONAL AMENDMENT A			
	YES	712	60.49 %
	NO	465	39.51 %
CONSTITUTIONAL AMENDMENT B			
	YES	717	61.92 %
	NO	441	38.08 %
CONSTITUTIONAL AMENDMENT C			
	YES	1,027	84.04 %
	NO	195	15.96 %
CONSTITUTIONAL AMENDMENT D			
	YES	609	49.63 %
	NO	618	50.37 %
CONSTITUTIONAL AMENDMENT E			
	YES	701	60.38 %
	NO	460	39.62 %

Short Format Report - Precinct By Precinct

GENERAL ELECTION

11/07/2000

All Total Groups
Pennington County

11/8/2000 11:06:41AM Page: 78 of 86

Precinct

039 2-1 COUNTY COURTHOUSE

<u>Race</u>	<u>Candidate</u>	<u>Votes</u>	<u>Percent</u>
INITIATED MEASURE 1	YES	751	62.17 %
	NO	457	37.83 %

Short Format Report - Precinct By Precinct

GENERAL ELECTION

11/07/2000

All Total Groups
Pennington County

11/8/2000 11:06:41AM Page: 79 of 86

Precinct

040 RV21 NO. RAPID VALLEY

<u>Race</u>	<u>Candidate</u>	<u>Votes</u>	<u>Percent</u>
PRESIDENTIAL ELECTORS			
	BUSH/CHENEY -R	590	69.49 %
	BUCHANAN/FOSTER -RFM	5	0.59 %
	GORE/LIEBERMAN -D	240	28.27 %
	BROWNE/OLIVIER -L	4	0.47 %
	PHILLIPS/FRAZIER -I	10	1.18 %
U.S. REPRESENTATIVE			
	JOHN THUNE -R	644	76.58 %
	CURT HOHN -D	180	21.40 %
	BRIAN LEROHL -L	17	2.02 %
PUBLIC UTILITIES COMMISSIONER			
	LASKA SCHOENFELDER -R	494	60.02 %
	ARNIE LAUBACH -D	329	39.98 %
STATE SENATOR DIST. 35			
	CHERYL MADDEN -R	739	100.00 %
STATE REPRESENTATIVES DIST. 35			
	ALICE McCOY -R	439	30.38 %
	WILLIAM (Bill) NAPOLI -R	547	37.85 %
	THERESA SPRY -D	213	14.74 %
	GARY SISCO -D	246	17.02 %
STATE'S ATTORNEY			
	GLENN BRENNER -R	582	71.76 %
	RICHARD L. BODE -D	229	28.24 %
REGISTER OF DEEDS			
	DONNA MAYER -R	417	50.00 %
	PATRICK H. FOLEY -D	160	19.18 %
	LINDA PETERSON -I	257	30.82 %
CONSTITUTIONAL AMENDMENT A			
	YES	468	56.59 %
	NO	359	43.41 %
CONSTITUTIONAL AMENDMENT B			
	YES	478	58.44 %
	NO	340	41.56 %
CONSTITUTIONAL AMENDMENT C			
	YES	737	86.91 %
	NO	111	13.09 %
CONSTITUTIONAL AMENDMENT D			
	YES	421	49.53 %
	NO	429	50.47 %
CONSTITUTIONAL AMENDMENT E			
	YES	501	61.40 %
	NO	315	38.60 %

Short Format Report - Precinct By Precinct

GENERAL ELECTION

11/07/2000

All Total Groups
Pennington County

11/8/2000 11:06:41AM Page: 80 of 86

Precinct

040 RV21 NO. RAPID VALLEY

<u>Race</u>	<u>Candidate</u>	<u>Votes</u>	<u>Percent</u>
INITIATED MEASURE 1			
	YES	519	60.99 %
	NO	332	39.01 %
COUNTY INITIATIVE 1			
	YES	758	89.07 %
	NO	93	10.93 %

Short Format Report - Precinct By Precinct

GENERAL ELECTION

11/07/2000

All Total Groups
Pennington County

11/8/2000 11:06:41AM Page: 81 of 86

Precinct

041 CV22 MID RAPID VALLEY

<u>Race</u>	<u>Candidate</u>	<u>Votes</u>	<u>Percent</u>
PRESIDENTIAL ELECTORS			
	BUSH/CHENEY -R	683	70.12 %
	BUCHANAN/FOSTER -RFM	5	0.51 %
	GORE/LIEBERMAN -D	271	27.82 %
	BROWNE/OLIVIER -L	8	0.82 %
	PHILLIPS/FRAZIER -I	7	0.72 %
U.S. REPRESENTATIVE			
	JOHN THUNE -R	750	76.92 %
	CURT HOHN -D	191	19.59 %
	BRIAN LEROHL -L	34	3.49 %
PUBLIC UTILITIES COMMISSIONER			
	LASKA SCHOENFELDER -R	570	59.56 %
	ARNIE LAUBACH -D	387	40.44 %
STATE SENATOR DIST. 35			
	CHERYL MADDEN -R	878	100.00 %
STATE REPRESENTATIVES DIST. 35			
	ALICE McCOY -R	567	32.95 %
	WILLIAM (Bill) NAPOLI -R	641	37.25 %
	THERESA SPRY -D	254	14.76 %
	GARY SISCO -D	259	15.05 %
STATE'S ATTORNEY			
	GLENN BRENNER -R	723	75.47 %
	RICHARD L. BODE -D	235	24.53 %
REGISTER OF DEEDS			
	DONNA MAYER -R	480	50.05 %
	PATRICK H. FOLEY -D	193	20.13 %
	LINDA PETERSON -I	286	29.82 %
CONSTITUTIONAL AMENDMENT A			
	YES	550	57.77 %
	NO	402	42.23 %
CONSTITUTIONAL AMENDMENT B			
	YES	561	59.49 %
	NO	382	40.51 %
CONSTITUTIONAL AMENDMENT C			
	YES	865	88.27 %
	NO	115	11.73 %
CONSTITUTIONAL AMENDMENT D			
	YES	429	43.60 %
	NO	555	56.40 %
CONSTITUTIONAL AMENDMENT E			
	YES	551	58.87 %
	NO	385	41.13 %

Short Format Report - Precinct By Precinct

GENERAL ELECTION

11/07/2000

All Total Groups
Pennington County

11/8/2000 11:06:41AM Page: 82 of 86

Precinct

041 CV22 MID RAPID VALLEY

<u>Race</u>	<u>Candidate</u>	<u>Votes</u>	<u>Percent</u>
INITIATED MEASURE 1			
	YES	637	65.00 %
	NO	343	35.00 %
COUNTY INITIATIVE 1			
	YES	898	91.35 %
	NO	85	8.65 %

Short Format Report - Precinct By Precinct

GENERAL ELECTION

11/07/2000

All Total Groups
Pennington County

11/8/2000 11:06:41AM Page: 83 of 86

Precinct

042 VV20 SO. RAPID VALLEY

<u>Race</u>	<u>Candidate</u>	<u>Votes</u>	<u>Percent</u>
PRESIDENTIAL ELECTORS			
	BUSH/CHENEY -R	815	65.30 %
	BUCHANAN/FOSTER -RFM	13	1.04 %
	GORE/LIEBERMAN -D	397	31.81 %
	BROWNE/OLIVIER -L	14	1.12 %
	PHILLIPS/FRAZIER -I	9	0.72 %
U.S. REPRESENTATIVE			
	JOHN THUNE -R	890	71.37 %
	CURT HOHN -D	298	23.90 %
	BRIAN LEROHL -L	59	4.73 %
PUBLIC UTILITIES COMMISSIONER			
	LASKA SCHOENFELDER -R	637	52.69 %
	ARNIE LAUBACH -D	572	47.31 %
STATE SENATOR DIST. 35			
	CHERYL MADDEN -R	1,071	100.00 %
STATE REPRESENTATIVES DIST. 35			
	ALICE McCOY -R	647	29.80 %
	WILLIAM (Bill) NAPOLI -R	821	37.82 %
	THERESA SPRY -D	333	15.34 %
	GARY SISCO -D	370	17.04 %
STATE'S ATTORNEY			
	GLENN BRENNER -R	811	66.86 %
	RICHARD L. BODE -D	402	33.14 %
REGISTER OF DEEDS			
	DONNA MAYER -R	517	42.45 %
	PATRICK H. FOLEY -D	260	21.35 %
	LINDA PETERSON -I	441	36.21 %
CONSTITUTIONAL AMENDMENT A			
	YES	716	58.88 %
	NO	500	41.12 %
CONSTITUTIONAL AMENDMENT B			
	YES	690	56.98 %
	NO	521	43.02 %
CONSTITUTIONAL AMENDMENT C			
	YES	1,127	89.94 %
	NO	126	10.06 %
CONSTITUTIONAL AMENDMENT D			
	YES	592	47.06 %
	NO	666	52.94 %
CONSTITUTIONAL AMENDMENT E			
	YES	701	57.98 %
	NO	508	42.02 %

Short Format Report - Precinct By Precinct

GENERAL ELECTION

11/07/2000

All Total Groups
Pennington County

11/8/2000 11:06:41AM Page: 84 of 86

Precinct

042 VV20 SO. RAPID VALLEY

<u>Race</u>	<u>Candidate</u>	<u>Votes</u>	<u>Percent</u>
INITIATED MEASURE 1			
	YES	817	65.26 %
	NO	435	34.74 %
COUNTY INITIATIVE 1			
	YES	972	89.09 %
	NO	119	10.91 %

Short Format Report - Precinct By Precinct

GENERAL ELECTION

11/07/2000

All Total Groups
Pennington County

11/8/2000 11:06:41AM Page: 85 of 86

<u>Precinct</u>	<u>Absentee</u>	<u>Race</u>	<u>Candidate</u>	<u>Votes</u>	<u>Percent</u>
PRESIDENTIAL ELECTORS					
			BUSH/CHENEY -R	0	0.00 %
			BUCHANAN/FOSTER -RFM	0	0.00 %
			GORE/LIEBERMAN -D	0	0.00 %
			BROWNE/OLIVIER -L	0	0.00 %
			PHILLIPS/FRAZIER -I	0	0.00 %
U.S. REPRESENTATIVE					
			JOHN THUNE -R	0	0.00 %
			CURT HOHN -D	0	0.00 %
			BRIAN LEROHL -L	0	0.00 %
PUBLIC UTILITIES COMMISSIONER					
			LASKA SCHOENFELDER -R	0	0.00 %
			ARNIE LAUBACH -D	0	0.00 %
STATE SENATOR DIST. 30					
			DRUE J. VITTER -R	0	0.00 %
			NATHAN A. BARTON -L	0	0.00 %
STATE SENATOR DIST. 32					
			ARLENE HAM -R	0	0.00 %
STATE SENATOR DIST. 33					
			FRED WHITING -R	0	0.00 %
STATE SENATOR DIST. 34					
			ROYAL (Mac) McCracken -R	0	0.00 %
			GARY LOUDNER -D	0	0.00 %
STATE SENATOR DIST. 35					
			CHERYL MADDEN -R	0	0.00 %
STATE REPRESENTATIVES DIST. 30					
			GORDON R. PEDERSON -R	0	0.00 %
			JIM LINTZ -R	0	0.00 %
			DUANE J. LAMMERS -D	0	0.00 %
STATE REPRESENTATIVES DIST. 32					
			THOMAS L. HENNIES -R	0	0.00 %
			STANFORD M. ADELSTEIN -R	0	0.00 %
			MIKE WILSON -D	0	0.00 %
			MARK BRODIN -D	0	0.00 %
STATE REPRESENTATIVES DIST. 33					
			DONALD D. VAN ETTEN -R	0	0.00 %
			J.P. DUNIPHAN -R	0	0.00 %
			RON BAWDON -D	0	0.00 %
			ROSALIE LITTLE THUNDER -D	0	0.00 %
STATE REPRESENTATIVES DIST. 34					
			MICHAEL P. DERBY -R	0	0.00 %
			SCOTT ECCARIUS -R	0	0.00 %

Short Format Report - Precinct By Precinct

GENERAL ELECTION

11/07/2000

All Total Groups
Pennington County

11/8/2000 11:06:41AM Page: 86 of 86

<u>Precinct</u>	<u>Candidate</u>	<u>Votes</u>	<u>Percent</u>
Absentee			
Race			
STATE REPRESENTATIVES DIST. 35	ALICE McCOY -R	0	0.00 %
	WILLIAM (Bill) NAPOLI -R	0	0.00 %
	THERESA SPRY -D	0	0.00 %
	GARY SISCO -D	0	0.00 %
STATE'S ATTORNEY	GLENN BRENNER -R	0	0.00 %
	RICHARD L. BODE -D	0	0.00 %
REGISTER OF DEEDS	DONNA MAYER -R	0	0.00 %
	PATRICK H. FOLEY -D	0	0.00 %
	LINDA PETERSON -I	0	0.00 %
COUNTY COMMISSIONER DIST. 2	LYLE N. HENDRICKSON -R	0	0.00 %
	SHARON GREEN -D	0	0.00 %
CONSTITUTIONAL AMENDMENT A	YES	0	0.00 %
	NO	0	0.00 %
CONSTITUTIONAL AMENDMENT B	YES	0	0.00 %
	NO	0	0.00 %
CONSTITUTIONAL AMENDMENT C	YES	0	0.00 %
	NO	0	0.00 %
CONSTITUTIONAL AMENDMENT D	YES	0	0.00 %
	NO	0	0.00 %
CONSTITUTIONAL AMENDMENT E	YES	0	0.00 %
	NO	0	0.00 %
INITIATED MEASURE 1	YES	0	0.00 %
	NO	0	0.00 %
COUNTY INITIATIVE 1	YES	0	0.00 %
	NO	0	0.00 %