

# Office of the Pennington County Auditor

## Election Division

Pennington County Courthouse

315 Saint Joseph Street • Rapid City, SD 57701-2892 Telephone (605) 394-2153 Fax (605) 394-6840

---

State of South Dakota )




County of Pennington )

ss

OFFICIAL RETURNS


We, the undersigned, being appointed as the Board of Canvassers because of our positions as the Board of Commissioners for Pennington County, hereby certify that the attached is a true and accurate abstract of the votes cast in the Primary Election, held on June 6, 2000, in Pennington County, as shown by the unofficial returns certified by the Pennington County Auditor, the person in charge of the election, and that such vote totals are hereby declared to be the Official Returns of said election.

Signed

  
\_\_\_\_\_  
  
\_\_\_\_\_  
  
\_\_\_\_\_  
\_\_\_\_\_  
\_\_\_\_\_

Sworn to before me this June 6th, 2000 at Rapid City, South Dakota.

Signed

  
\_\_\_\_\_  
Person in Charge of the Election  
Pennington County Auditor

**Total Number Voting**

7,891

**Percent Turnout**

16.37%

**Precincts Reporting**

42

**Total Precincts**

42

**Percent Completed**

100.00 %

**Short Format Report - Jurisdiction Wide****PRIMARY ELECTION**

06/06/2000

6/6/2000 9:44:30PM Page:

1 of 2

**All Total Groups  
Pennington County****PENNINGTON COUNTY**

<u>Race</u>	<u>Candidate</u>	<u>Votes</u>	<u>Percent</u>
<b>REP. PRESIDENTIAL DELEGATES/ALTERNATES</b>			
	JOHN McCAIN	703	11.71 %
	GEORGE W. BUSH	4,605	76.72 %
	JAMES E. ATTIA	12	0.20 %
	ALAN KEYES	682	11.36 %
<b>DEM. U.S. REPRESENTATIVE</b>			
	CURT HOHN	865	53.79 %
	RAYMOND EARL OSLOOND SR	146	9.08 %
	STEVE SANDVEN	597	37.13 %
<b>REP. STATE SENATOR DIST. 34</b>			
	LOUIS K. FREIBERG	604	28.73 %
	ROYAL (MAC) McCracken	1,498	71.27 %
<b>REP. STATE REPRESENTATIVE DIST. 30</b>			
	JIM LINTZ	556	29.84 %
	GORDON R. PEDERSON	530	28.45 %
	BRIAN J. BOYER	301	16.16 %
	JOHN McMAHON	344	18.46 %
	MIKE KOEHN	132	7.09 %
<b>REP. STATE REPRESENTATIVE DIST. 32</b>			
	WILLIAM KINDER, JR.	513	20.65 %
	STANFORD M. ADELSTEIN	852	34.30 %
	THOMAS L. HENNIES	1,119	45.05 %
<b>REP. STATE REPRESENTATIVE DIST. 35</b>			
	ALICE McCoy	485	30.83 %
	MARK KIRKEBY	363	23.08 %
	WILLIAM (BILL) NAPOLI	725	46.09 %
<b>REP. TREASURER</b>			
	DOROTHY L. FINLEY	1,062	18.80 %
	JANET SAYLER	4,586	81.20 %
<b>REP. REGISTER OF DEEDS</b>			
	KEN MATER	177	2.93 %
	GUS JOHNSON	323	5.35 %
	LISA WEBSTER	1,583	26.24 %
	DONNA MAYER	2,193	36.36 %
	SHEILA SOLANO	1,147	19.02 %
	LYNN M. POWELL	609	10.10 %
<b>REP. COUNTY COMMISSIONER DIST. 2</b>			
	EARL W. BUCK	200	38.31 %
	LYLE N. HENDRICKSON	322	61.69 %
<b>DEM. COUNTY COMMISSIONER DIST. 2</b>			
	JIM JACKSON	91	31.93 %
	SHARON GREEN	194	68.07 %
<b>REP. COUNTY COMMISSIONER DIST. 4</b>			
	JAMES F. KJERSTAD	800	86.21 %
	RICK L. HOCKLEY	128	13.79 %

Short Format Report - Jurisdiction Wide

PRIMARY ELECTION

06/06/2000

All Total Groups  
Pennington County

6/6/2000 9:44:30PM Page: 2 of 2

PENNINGTON COUNTY

<u>Race</u>	<u>Candidate</u>	<u>Votes</u>	<u>Percent</u>
REP. STATE CONVENTION DELEGATE	MICHAEL GORDON DIEDRICH	4,086	29.39 %
	LINDA HENRY	3,695	26.57 %
	STANTON W. FOX	2,902	20.87 %
	MARTY JACKLEY	3,222	23.17 %
001 HC1 HILL CITY		195	
002 K3 KEYSTONE		68	
003 R13 ROCKFORD		24	
004 RK4 ROCKERVILLE		144	
005 SIL2 SILVER CITY		32	
006 SL23 WHISPERING PINES		178	
007 CA19 CAPUTA		86	
008 CR14 CREIGHTON/WHITE		32	
009 NU10 NEW UNDERWOOD		126	
010 Q17 QUINN		42	
011 S11 SCENIC		30	
012 SC9 SPRING CREEK		62	
013 WA12 WASTA		31	
014 WL15 WALL		289	
015 1-2 SO. MIDDLE SCH		275	
016 1-3 GRANDVIEW		439	
017 2-2 DAKOTA MIDDLE SCH		134	
018 1-1 SO. MIDDLE SCH		278	
019 2-4 SO. MIDDLE SCH		100	
020 3-2 JACKSON BLVD AREA		366	
021 5-4 WEST BLVD		348	
022 BB5 JOHNSON SIDING		195	
023 CL6 CLEGHORN CANYON		57	
024 CS25 COUNTRYSIDE #1		78	
025 D24 DOTY		138	
026 4-3 NO. HAINES - IN		80	
027 NH18 NO. HAINES - OUT		57	
028 D7 DOUGLAS/BOX ELDER		116	
029 5-1 NTL GRD/RANGE RD		250	
030 5-2 SO. CANYON SCH		434	
031 5-3 PINEDALE SCH		470	
032 3-1 CANYON LAKE SCH		139	
033 3-3 MEADOWBROOK SCH		504	
034 3-4 S.W. MIDDLE SCH		411	
035 3-5 CHAPEL VALLEY		166	
036 4-1 HORACE MANN SCH		281	
037 2-3 BERQUIST SCH AREA		164	
038 4-2 NO. MIDDLE SCH		308	
039 2-1 COUNTY COURTHOUSE		258	
040 RV21 NO. RAPID VALLEY		109	
041 CV22 MID RAPID VALLEY		147	
042 VV20 SO. RAPID VALLEY		250	

Total Number Voting  
7,891

Percent Turnout  
16.37%

Precincts Reporting  
42

Total Precincts  
42

Percent Completed  
100.00 %

Short Format Report - Precinct By Precinct

PRIMARY ELECTION

06/06/2000

All Total Groups  
Pennington County

6/6/2000 9:43:18PM Page: 1 of 44

PENNINGTON COUNTY

Precinct

001 HC1 HILL CITY

<u>Race</u>	<u>Candidate</u>	<u>Votes</u>	<u>Percent</u>
<b>REP. PRESIDENTIAL DELEGATES/ALTERNATES</b>			
	JOHN McCAIN	19	13.10 %
	GEORGE W. BUSH	108	74.48 %
	JAMES E. ATTIA	1	0.69 %
	ALAN KEYES	17	11.72 %
<b>DEM. U.S. REPRESENTATIVE</b>			
	CURT HOHN	23	48.94 %
	RAYMOND EARL OSLOOND SR	3	6.38 %
	STEVE SANDVEN	21	44.68 %
<b>REP. STATE REPRESENTATIVE DIST. 30</b>			
	JIM LINTZ	75	28.30 %
	GORDON R. PEDERSON	59	22.26 %
	BRIAN J. BOYER	71	26.79 %
	JOHN McMAHON	45	16.98 %
	MIKE KOEHN	15	5.66 %
<b>REP. TREASURER</b>			
	DOROTHY L. FINLEY	31	23.31 %
	JANET SAYLER	102	76.69 %
<b>REP. REGISTER OF DEEDS</b>			
	KEN MATER	6	4.32 %
	GUS JOHNSON	7	5.04 %
	LISA WEBSTER	35	25.18 %
	DONNA MAYER	52	37.41 %
	SHEILA SOLANO	22	15.83 %
	LYNN M. POWELL	17	12.23 %
<b>REP. STATE CONVENTION DELEGATE</b>			
	MICHAEL GORDON DIEDRICH	97	28.28 %
	LINDA HENRY	104	30.32 %
	STANTON W. FOX	77	22.45 %
	MARTY JACKLEY	65	18.95 %

# Short Format Report - Precinct By Precinct

PRIMARY ELECTION

06/06/2000

All Total Groups  
Pennington County

6/6/2000 9:43:18PM Page: 2 of 44

## PENNINGTON COUNTY

### Precinct

#### 002 K3 KEYSTONE

<u>Race</u>	<u>Candidate</u>	<u>Votes</u>	<u>Percent</u>
<b>REP. PRESIDENTIAL DELEGATES/ALTERNATES</b>			
	JOHN McCain	5	9.26 %
	GEORGE W. BUSH	42	77.78 %
	JAMES E. ATTIA	0	0.00 %
	ALAN KEYES	7	12.96 %
<b>DEM. U.S. REPRESENTATIVE</b>			
	CURT HOHN	4	36.36 %
	RAYMOND EARL OSLOOND SR	0	0.00 %
	STEVE SANDVEN	7	63.64 %
<b>REP. STATE REPRESENTATIVE DIST. 30</b>			
	JIM LINTZ	35	33.33 %
	GORDON R. PEDERSON	25	23.81 %
	BRIAN J. BOYER	26	24.76 %
	JOHN McMAHON	10	9.52 %
	MIKE KOEHN	9	8.57 %
<b>REP. TREASURER</b>			
	DOROTHY L. FINLEY	14	27.45 %
	JANET SAYLER	37	72.55 %
<b>REP. REGISTER OF DEEDS</b>			
	KEN MATER	4	7.27 %
	GUS JOHNSON	2	3.64 %
	LISA WEBSTER	12	21.82 %
	DONNA MAYER	25	45.45 %
	SHEILA SOLANO	6	10.91 %
	LYNN M. POWELL	6	10.91 %
<b>REP. STATE CONVENTION DELEGATE</b>			
	MICHAEL GORDON DIEDRICH	32	23.53 %
	LINDA HENRY	37	27.21 %
	STANTON W. FOX	30	22.06 %
	MARTY JACKLEY	37	27.21 %

**Short Format Report - Precinct By Precinct**

**PRIMARY ELECTION**

06/06/2000

All Total Groups

6/6/2000 9:43:18PM Page: 3 of 44

Pennington County

**PENNINGTON COUNTY**

**Precinct**

**003 R13 ROCKFORD**

<b><u>Race</u></b>	<b><u>Candidate</u></b>	<b><u>Votes</u></b>	<b><u>Percent</u></b>
<b>REP. PRESIDENTIAL DELEGATES/ALTERNATES</b>			
	JOHN McCAIN	0	0.00 %
	GEORGE W. BUSH	15	83.33 %
	JAMES E. ATTIA	0	0.00 %
	ALAN KEYES	3	16.67 %
<b>DEM. U.S. REPRESENTATIVE</b>			
	CURT HOHN	3	50.00 %
	RAYMOND EARL OSLOOND SR	1	16.67 %
	STEVE SANDVEN	2	33.33 %
<b>REP. STATE REPRESENTATIVE DIST. 30</b>			
	JIM LINTZ	9	30.00 %
	GORDON R. PEDERSON	7	23.33 %
	BRIAN J. BOYER	6	20.00 %
	JOHN McMAHON	6	20.00 %
	MIKE KOEHN	2	6.67 %
<b>REP. TREASURER</b>			
	DOROTHY L. FINLEY	3	17.65 %
	JANET SAYLER	14	82.35 %
<b>REP. REGISTER OF DEEDS</b>			
	KEN MATER	0	0.00 %
	GUS JOHNSON	1	5.56 %
	LISA WEBSTER	3	16.67 %
	DONNA MAYER	9	50.00 %
	SHEILA SOLANO	2	11.11 %
	LYNN M. POWELL	3	16.67 %
<b>REP. STATE CONVENTION DELEGATE</b>			
	MICHAEL GORDON DIEDRICH	11	26.19 %
	LINDA HENRY	11	26.19 %
	STANTON W. FOX	11	26.19 %
	MARTY JACKLEY	9	21.43 %

**Short Format Report - Precinct By Precinct**

PRIMARY ELECTION

06/06/2000

All Total Groups  
Pennington County

6/6/2000 9:43:18PM Page: 4 of 44

**PENNINGTON COUNTY**

Precinct

**004 RK4 ROCKERVILLE**

<u>Race</u>	<u>Candidate</u>	<u>Votes</u>	<u>Percent</u>
<b>REP. PRESIDENTIAL DELEGATES/ALTERNATES</b>			
	JOHN McCAIN	11	9.65 %
	GEORGE W. BUSH	92	80.70 %
	JAMES E. ATTIA	1	0.88 %
	ALAN KEYES	10	8.77 %
<b>DEM. U.S. REPRESENTATIVE</b>			
	CURT HOHN	17	65.38 %
	RAYMOND EARL OSLOOND SR	1	3.85 %
	STEVE SANDVEN	8	30.77 %
<b>REP. STATE REPRESENTATIVE DIST. 30</b>			
	JIM LINTZ	68	33.17 %
	GORDON R. PEDERSON	60	29.27 %
	BRIAN J. BOYER	34	16.59 %
	JOHN McMAHON	31	15.12 %
	MIKE KOEHN	12	5.85 %
<b>REP. TREASURER</b>			
	DOROTHY L. FINLEY	16	16.00 %
	JANET SAYLER	84	84.00 %
<b>REP. REGISTER OF DEEDS</b>			
	KEN MATER	5	4.42 %
	GUS JOHNSON	7	6.19 %
	LISA WEBSTER	21	18.58 %
	DONNA MAYER	51	45.13 %
	SHEILA SOLANO	19	16.81 %
	LYNN M. POWELL	10	8.85 %
<b>REP. STATE CONVENTION DELEGATE</b>			
	MICHAEL GORDON DIEDRICH	73	30.67 %
	LINDA HENRY	64	26.89 %
	STANTON W. FOX	48	20.17 %
	MARTY JACKLEY	53	22.27 %

Short Format Report - Precinct By Precinct

PRIMARY ELECTION

06/06/2000

All Total Groups  
Pennington County

6/6/2000 9:43:18PM Page: 5 of 44

PENNINGTON COUNTY

Precinct  
005 SIL2 SILVER CITY

<u>Race</u>	<u>Candidate</u>	<u>Votes</u>	<u>Percent</u>
<b>REP. PRESIDENTIAL DELEGATES/ALTERNATES</b>			
	JOHN McCAIN	3	15.79 %
	GEORGE W. BUSH	13	68.42 %
	JAMES E. ATTIA	0	0.00 %
	ALAN KEYES	3	15.79 %
<b>DEM. U.S. REPRESENTATIVE</b>			
	CURT HOHN	10	76.92 %
	RAYMOND EARL OSLOOND SR	2	15.38 %
	STEVE SANDVEN	1	7.69 %
<b>REP. STATE REPRESENTATIVE DIST. 30</b>			
	JIM LINTZ	8	23.53 %
	GORDON R. PEDERSON	13	38.24 %
	BRIAN J. BOYER	4	11.76 %
	JOHN McMAHON	8	23.53 %
	MIKE KOEHN	1	2.94 %
<b>REP. TREASURER</b>			
	DOROTHY L. FINLEY	3	18.75 %
	JANET SAYLER	13	81.25 %
<b>REP. REGISTER OF DEEDS</b>			
	KEN MATER	0	0.00 %
	GUS JOHNSON	0	0.00 %
	LISA WEBSTER	2	11.76 %
	DONNA MAYER	8	47.06 %
	SHEILA SOLANO	0	0.00 %
	LYNN M. POWELL	7	41.18 %
<b>REP. STATE CONVENTION DELEGATE</b>			
	MICHAEL GORDON DIEDRICH	9	23.68 %
	LINDA HENRY	10	26.32 %
	STANTON W. FOX	8	21.05 %
	MARTY JACKLEY	11	28.95 %



**Short Format Report - Precinct By Precinct**

PRIMARY ELECTION

06/06/2000

All Total Groups

6/6/2000 9:43:18PM Page: 6 of 44

Pennington County

**PENNINGTON COUNTY**

Precinct

**006 SL23 WHISPERING PINES**

<u>Race</u>	<u>Candidate</u>	<u>Votes</u>	<u>Percent</u>
<b>REP. PRESIDENTIAL DELEGATES/ALTERNATES</b>			
	JOHN McCain	15	10.79 %
	GEORGE W. BUSH	102	73.38 %
	JAMES E. ATTIA	0	0.00 %
	ALAN KEYES	22	15.83 %
<b>DEM. U.S. REPRESENTATIVE</b>			
	CURT HOHN	21	55.26 %
	RAYMOND EARL OSLOOND SR	7	18.42 %
	STEVE SANDVEN	10	26.32 %
<b>REP. STATE REPRESENTATIVE DIST. 30</b>			
	JIM LINTZ	67	26.91 %
	GORDON R. PEDERSON	77	30.92 %
	BRIAN J. BOYER	37	14.86 %
	JOHN McMAHON	41	16.47 %
	MIKE KOEHN	27	10.84 %
<b>REP. TREASURER</b>			
	DOROTHY L. FINLEY	23	17.56 %
	JANET SAYLER	108	82.44 %
<b>REP. REGISTER OF DEEDS</b>			
	KEN MATER	2	1.45 %
	GUS JOHNSON	5	3.62 %
	LISA WEBSTER	26	18.84 %
	DONNA MAYER	59	42.75 %
	SHEILA SOLANO	22	15.94 %
	LYNN M. POWELL	24	17.39 %
<b>REP. STATE CONVENTION DELEGATE</b>			
	MICHAEL GORDON DIEDRICH	92	28.22 %
	LINDA HENRY	92	28.22 %
	STANTON W. FOX	66	20.25 %
	MARTY JACKLEY	76	23.31 %

**Short Format Report - Precinct By Precinct**

PRIMARY ELECTION

06/06/2000

All Total Groups

6/6/2000 9:43:18PM Page: 7 of 44

Pennington County

**PENNINGTON COUNTY**

**Precinct**  
**007 CA19 CAPUTA**

<u>Race</u>	<u>Candidate</u>	<u>Votes</u>	<u>Percent</u>
<b>REP. PRESIDENTIAL DELEGATES/ALTERNATES</b>			
	JOHN McCAIN	7	11.11 %
	GEORGE W. BUSH	50	79.37 %
	JAMES E. ATTIA	0	0.00 %
	ALAN KEYES	6	9.52 %
<b>DEM. U.S. REPRESENTATIVE</b>			
	CURT HOHN	4	23.53 %
	RAYMOND EARL OSLOOND SR	5	29.41 %
	STEVE SANDVEN	8	47.06 %
<b>REP. STATE REPRESENTATIVE DIST. 30</b>			
	JIM LINTZ	45	36.29 %
	GORDON R. PEDERSON	32	25.81 %
	BRIAN J. BOYER	16	12.90 %
	JOHN McMAHON	23	18.55 %
	MIKE KOEHN	8	6.45 %
<b>REP. TREASURER</b>			
	DOROTHY L. FINLEY	8	13.11 %
	JANET SAYLER	53	86.89 %
<b>REP. REGISTER OF DEEDS</b>			
	KEN MATER	1	1.56 %
	GUS JOHNSON	3	4.69 %
	LISA WEBSTER	21	32.81 %
	DONNA MAYER	15	23.44 %
	SHEILA SOLANO	16	25.00 %
	LYNN M. POWELL	8	12.50 %
<b>REP. COUNTY COMMISSIONER DIST. 4</b>			
	JAMES F. KJERSTAD	60	90.91 %
	RICK L. HOCKLEY	6	9.09 %
<b>REP. STATE CONVENTION DELEGATE</b>			
	MICHAEL GORDON DIEDRICH	43	29.86 %
	LINDA HENRY	38	26.39 %
	STANTON W. FOX	29	20.14 %
	MARTY JACKLEY	34	23.61 %

**Short Format Report - Precinct By Precinct**

PRIMARY ELECTION

06/06/2000

All Total Groups

6/6/2000 9:43:18PM Page: 8 of 44

Pennington County

**PENNINGTON COUNTY**

**Precinct**  
**008 CR14 CREIGHTON/WHITE**

<u>Race</u>	<u>Candidate</u>	<u>Votes</u>	<u>Percent</u>
<b>REP. PRESIDENTIAL DELEGATES/ALTERNATES</b>			
	JOHN McCAIN	1	4.55 %
	GEORGE W. BUSH	19	86.36 %
	JAMES E. ATTIA	0	0.00 %
	ALAN KEYES	2	9.09 %
<b>DEM. U.S. REPRESENTATIVE</b>			
	CURT HOHN	5	71.43 %
	RAYMOND EARL OSLOOND SR	1	14.29 %
	STEVE SANDVEN	1	14.29 %
<b>REP. STATE REPRESENTATIVE DIST. 30</b>			
	JIM LINTZ	7	17.50 %
	GORDON R. PEDERSON	13	32.50 %
	BRIAN J. BOYER	4	10.00 %
	JOHN McMAHON	13	32.50 %
	MIKE KOEHN	3	7.50 %
<b>REP. TREASURER</b>			
	DOROTHY L. FINLEY	6	28.57 %
	JANET SAYLER	15	71.43 %
<b>REP. REGISTER OF DEEDS</b>			
	KEN MATER	1	4.35 %
	GUS JOHNSON	0	0.00 %
	LISA WEBSTER	8	34.78 %
	DONNA MAYER	12	52.17 %
	SHEILA SOLANO	1	4.35 %
	LYNN M. POWELL	1	4.35 %
<b>REP. COUNTY COMMISSIONER DIST. 4</b>			
	JAMES F. KJERSTAD	23	100.00 %
	RICK L. HOCKLEY	0	0.00 %
<b>REP. STATE CONVENTION DELEGATE</b>			
	MICHAEL GORDON DIEDRICH	13	34.21 %
	LINDA HENRY	10	26.32 %
	STANTON W. FOX	6	15.79 %
	MARTY JACKLEY	9	23.68 %

**Short Format Report - Precinct By Precinct**

PRIMARY ELECTION

06/06/2000

All Total Groups

6/6/2000 9:43:18PM Page: 9 of 44

Pennington County

**PENNINGTON COUNTY**

**Precinct**

**009 NU10 NEW UNDERWOOD**

<u>Race</u>	<u>Candidate</u>	<u>Votes</u>	<u>Percent</u>
<b>REP. PRESIDENTIAL DELEGATES/ALTERNATES</b>			
	JOHN McCAIN	12	13.33 %
	GEORGE W. BUSH	72	80.00 %
	JAMES E. ATTIA	1	1.11 %
	ALAN KEYES	5	5.56 %
<b>DEM. U.S. REPRESENTATIVE</b>			
	CURT HOHN	12	35.29 %
	RAYMOND EARL OSLOOND SR	4	11.76 %
	STEVE SANDVEN	18	52.94 %
<b>REP. STATE REPRESENTATIVE DIST. 30</b>			
	JIM LINTZ	58	35.58 %
	GORDON R. PEDERSON	34	20.86 %
	BRIAN J. BOYER	19	11.66 %
	JOHN McMAHON	32	19.63 %
	MIKE KOEHN	20	12.27 %
<b>REP. TREASURER</b>			
	DOROTHY L. FINLEY	17	19.77 %
	JANET SAYLER	69	80.23 %
<b>REP. REGISTER OF DEEDS</b>			
	KEN MATER	0	0.00 %
	GUS JOHNSON	2	2.25 %
	LISA WEBSTER	34	38.20 %
	DONNA MAYER	29	32.58 %
	SHEILA SOLANO	17	19.10 %
	LYNN M. POWELL	7	7.87 %
<b>REP. COUNTY COMMISSIONER DIST. 4</b>			
	JAMES F. KJERSTAD	73	82.02 %
	RICK L. HOCKLEY	16	17.98 %
<b>REP. STATE CONVENTION DELEGATE</b>			
	MICHAEL GORDON DIEDRICH	53	26.63 %
	LINDA HENRY	54	27.14 %
	STANTON W. FOX	39	19.60 %
	MARTY JACKLEY	53	26.63 %

## Short Format Report - Precinct By Precinct

PRIMARY ELECTION

06/06/2000

All Total Groups  
Pennington County

6/6/2000 9:43:18PM Page: 10 of 44

### PENNINGTON COUNTY

Precinct

**010 Q17 QUINN**

<u>Race</u>	<u>Candidate</u>	<u>Votes</u>	<u>Percent</u>
<b>REP. PRESIDENTIAL DELEGATES/ALTERNATES</b>			
	JOHN McCAIN	3	8.57 %
	GEORGE W. BUSH	30	85.71 %
	JAMES E. ATTIA	0	0.00 %
	ALAN KEYES	2	5.71 %
<b>DEM. U.S. REPRESENTATIVE</b>			
	CURT HOHN	2	40.00 %
	RAYMOND EARL OSLOOND SR	0	0.00 %
	STEVE SANDVEN	3	60.00 %
<b>REP. STATE REPRESENTATIVE DIST. 30</b>			
	JIM LINTZ	22	33.33 %
	GORDON R. PEDERSON	14	21.21 %
	BRIAN J. BOYER	7	10.61 %
	JOHN McMAHON	17	25.76 %
	MIKE KOEHN	6	9.09 %
<b>REP. TREASURER</b>			
	DOROTHY L. FINLEY	4	14.29 %
	JANET SAYLER	24	85.71 %
<b>REP. REGISTER OF DEEDS</b>			
	KEN MATER	1	2.86 %
	GUS JOHNSON	1	2.86 %
	LISA WEBSTER	7	20.00 %
	DONNA MAYER	20	57.14 %
	SHEILA SOLANO	2	5.71 %
	LYNN M. POWELL	4	11.43 %
<b>REP. COUNTY COMMISSIONER DIST. 4</b>			
	JAMES F. KJERSTAD	33	89.19 %
	RICK L. HOCKLEY	4	10.81 %
<b>REP. STATE CONVENTION DELEGATE</b>			
	MICHAEL GORDON DIEDRICH	16	30.77 %
	LINDA HENRY	12	23.08 %
	STANTON W. FOX	8	15.38 %
	MARTY JACKLEY	16	30.77 %

**Short Format Report - Precinct By Precinct**

PRIMARY ELECTION

06/06/2000

All Total Groups  
Pennington County

6/6/2000 9:43:18PM Page: 11 of 44

**PENNINGTON COUNTY**

Precinct

**011 S11 SCENIC**

<u>Race</u>	<u>Candidate</u>	<u>Votes</u>	<u>Percent</u>
<b>REP. PRESIDENTIAL DELEGATES/ALTERNATES</b>			
	JOHN McCAIN	1	5.00 %
	GEORGE W. BUSH	17	85.00 %
	JAMES E. ATTIA	0	0.00 %
	ALAN KEYES	2	10.00 %
<b>DEM. U.S. REPRESENTATIVE</b>			
	CURT HOHN	2	25.00 %
	RAYMOND EARL OSLOOND SR	2	25.00 %
	STEVE SANDVEN	4	50.00 %
<b>REP. STATE REPRESENTATIVE DIST. 30</b>			
	JIM LINTZ	15	38.46 %
	GORDON R. PEDERSON	6	15.38 %
	BRIAN J. BOYER	2	5.13 %
	JOHN McMAHON	11	28.21 %
	MIKE KOEHN	5	12.82 %
<b>REP. TREASURER</b>			
	DOROTHY L. FINLEY	3	14.29 %
	JANET SAYLER	18	85.71 %
<b>REP. REGISTER OF DEEDS</b>			
	KEN MATER	0	0.00 %
	GUS JOHNSON	0	0.00 %
	LISA WEBSTER	7	33.33 %
	DONNA MAYER	6	28.57 %
	SHEILA SOLANO	3	14.29 %
	LYNN M. POWELL	5	23.81 %
<b>REP. COUNTY COMMISSIONER DIST. 4</b>			
	JAMES F. KJERSTAD	21	95.45 %
	RICK L. HOCKLEY	1	4.55 %
<b>REP. STATE CONVENTION DELEGATE</b>			
	MICHAEL GORDON DIEDRICH	12	30.00 %
	LINDA HENRY	9	22.50 %
	STANTON W. FOX	6	15.00 %
	MARTY JACKLEY	13	32.50 %

**Short Format Report - Precinct By Precinct**

**PRIMARY ELECTION**

06/06/2000

All Total Groups  
Pennington County

6/6/2000 9:43:18PM Page: 12 of 44

**PENNINGTON COUNTY**

**Precinct**

**012 SC9 SPRING CREEK**

<u>Race</u>	<u>Candidate</u>	<u>Votes</u>	<u>Percent</u>
<b>REP. PRESIDENTIAL DELEGATES/ALTERNATES</b>			
	JOHN McCAIN	7	13.73 %
	GEORGE W. BUSH	38	74.51 %
	JAMES E. ATTIA	0	0.00 %
	ALAN KEYES	6	11.76 %
<b>DEM. U.S. REPRESENTATIVE</b>			
	CURT HOHN	2	28.57 %
	RAYMOND EARL OSLOOND SR	1	14.29 %
	STEVE SANDVEN	4	57.14 %
<b>REP. STATE REPRESENTATIVE DIST. 30</b>			
	JIM LINTZ	30	34.48 %
	GORDON R. PEDERSON	18	20.69 %
	BRIAN J. BOYER	4	4.60 %
	JOHN McMAHON	34	39.08 %
	MIKE KOEHN	1	1.15 %
<b>REP. TREASURER</b>			
	DOROTHY L. FINLEY	10	22.73 %
	JANET SAYLER	34	77.27 %
<b>REP. REGISTER OF DEEDS</b>			
	KEN MATER	2	4.17 %
	GUS JOHNSON	2	4.17 %
	LISA WEBSTER	11	22.92 %
	DONNA MAYER	15	31.25 %
	SHEILA SOLANO	7	14.58 %
	LYNN M. POWELL	11	22.92 %
<b>REP. COUNTY COMMISSIONER DIST. 4</b>			
	JAMES F. KJERSTAD	35	77.78 %
	RICK L. HOCKLEY	10	22.22 %
<b>REP. STATE CONVENTION DELEGATE</b>			
	MICHAEL GORDON DIEDRICH	34	28.81 %
	LINDA HENRY	29	24.58 %
	STANTON W. FOX	24	20.34 %
	MARTY JACKLEY	31	26.27 %

**Short Format Report - Precinct By Precinct**

PRIMARY ELECTION

06/06/2000

All Total Groups  
Pennington County

6/6/2000 9:43:18PM Page: 13 of 44

**PENNINGTON COUNTY**

Precinct

**013 WA12 WASTA**

<u>Race</u>	<u>Candidate</u>	<u>Votes</u>	<u>Percent</u>
<b>REP. PRESIDENTIAL DELEGATES/ALTERNATES</b>			
	JOHN McCAIN	0	0.00 %
	GEORGE W. BUSH	24	100.00 %
	JAMES E. ATTIA	0	0.00 %
	ALAN KEYES	0	0.00 %
<b>DEM. U.S. REPRESENTATIVE</b>			
	CURT HOHN	4	66.67 %
	RAYMOND EARL OSLOOND SR	0	0.00 %
	STEVE SANDVEN	2	33.33 %
<b>REP. STATE REPRESENTATIVE DIST. 30</b>			
	JIM LINTZ	14	31.82 %
	GORDON R. PEDERSON	5	11.36 %
	BRIAN J. BOYER	9	20.45 %
	JOHN McMAHON	14	31.82 %
	MIKE KOEHN	2	4.55 %
<b>REP. TREASURER</b>			
	DOROTHY L. FINLEY	3	13.64 %
	JANET SAYLER	19	86.36 %
<b>REP. REGISTER OF DEEDS</b>			
	KEN MATER	0	0.00 %
	GUS JOHNSON	1	4.00 %
	LISA WEBSTER	9	36.00 %
	DONNA MAYER	11	44.00 %
	SHEILA SOLANO	1	4.00 %
	LYNN M. POWELL	3	12.00 %
<b>REP. COUNTY COMMISSIONER DIST. 4</b>			
	JAMES F. KJERSTAD	24	96.00 %
	RICK L. HOCKLEY	1	4.00 %
<b>REP. STATE CONVENTION DELEGATE</b>			
	MICHAEL GORDON DIEDRICH	11	27.50 %
	LINDA HENRY	13	32.50 %
	STANTON W. FOX	7	17.50 %
	MARTY JACKLEY	9	22.50 %



**Short Format Report - Precinct By Precinct**

PRIMARY ELECTION

06/06/2000

All Total Groups  
Pennington County

6/6/2000 9:43:18PM Page: 14 of 44

**PENNINGTON COUNTY**

Precinct

**014 WL15 WALL**

<u>Race</u>	<u>Candidate</u>	<u>Votes</u>	<u>Percent</u>
<b>REP. PRESIDENTIAL DELEGATES/ALTERNATES</b>			
	JOHN McCAIN	18	7.89 %
	GEORGE W. BUSH	201	88.16 %
	JAMES E. ATTIA	0	0.00 %
	ALAN KEYES	9	3.95 %
<b>DEM. U.S. REPRESENTATIVE</b>			
	CURT HOHN	18	54.55 %
	RAYMOND EARL OSLOOND SR	3	9.09 %
	STEVE SANDVEN	12	36.36 %
<b>REP. STATE REPRESENTATIVE DIST. 30</b>			
	JIM LINTZ	103	25.00 %
	GORDON R. PEDERSON	167	40.53 %
	BRIAN J. BOYER	62	15.05 %
	JOHN McMAHON	59	14.32 %
	MIKE KOEHN	21	5.10 %
<b>REP. TREASURER</b>			
	DOROTHY L. FINLEY	19	8.92 %
	JANET SAYLER	194	91.08 %
<b>REP. REGISTER OF DEEDS</b>			
	KEN MATER	2	0.83 %
	GUS JOHNSON	3	1.25 %
	LISA WEBSTER	59	24.58 %
	DONNA MAYER	132	55.00 %
	SHEILA SOLANO	32	13.33 %
	LYNN M. POWELL	12	5.00 %
<b>REP. COUNTY COMMISSIONER DIST. 4</b>			
	JAMES F. KJERSTAD	245	97.22 %
	RICK L. HOCKLEY	7	2.78 %
<b>REP. STATE CONVENTION DELEGATE</b>			
	MICHAEL GORDON DIEDRICH	113	28.61 %
	LINDA HENRY	111	28.10 %
	STANTON W. FOX	76	19.24 %
	MARTY JACKLEY	95	24.05 %

**Short Format Report - Precinct By Precinct**

PRIMARY ELECTION

06/06/2000

All Total Groups  
Pennington County

6/6/2000 9:43:18PM Page: 15 of 44

**PENNINGTON COUNTY**

Precinct

**015 1-2 SO. MIDDLE SCH**

<u>Race</u>	<u>Candidate</u>	<u>Votes</u>	<u>Percent</u>
<b>REP. PRESIDENTIAL DELEGATES/ALTERNATES</b>			
	JOHN McCAIN	24	13.04 %
	GEORGE W. BUSH	143	77.72 %
	JAMES E. ATTIA	1	0.54 %
	ALAN KEYES	16	8.70 %
<b>DEM. U.S. REPRESENTATIVE</b>			
	CURT HOHN	40	48.78 %
	RAYMOND EARL OSLOOND SR	6	7.32 %
	STEVE SANDVEN	36	43.90 %
<b>REP. STATE REPRESENTATIVE DIST. 32</b>			
	WILLIAM KINDER, JR.	54	17.53 %
	STANFORD M. ADELSTEIN	108	35.06 %
	THOMAS L. HENNIES	146	47.40 %
<b>REP. TREASURER</b>			
	DOROTHY L. FINLEY	34	19.32 %
	JANET SAYLER	142	80.68 %
<b>REP. REGISTER OF DEEDS</b>			
	KEN MATER	7	3.74 %
	GUS JOHNSON	11	5.88 %
	LISA WEBSTER	44	23.53 %
	DONNA MAYER	61	32.62 %
	SHEILA SOLANO	46	24.60 %
	LYNN M. POWELL	18	9.63 %
<b>REP. STATE CONVENTION DELEGATE</b>			
	MICHAEL GORDON DIEDRICH	132	29.60 %
	LINDA HENRY	122	27.35 %
	STANTON W. FOX	97	21.75 %
	MARTY JACKLEY	95	21.30 %

**Short Format Report - Precinct By Precinct**

PRIMARY ELECTION

06/06/2000

All Total Groups  
Pennington County

6/6/2000 9:43:18PM Page: 16 of 44

**PENNINGTON COUNTY**

Precinct

**016 1-3 GRANDVIEW**

<u>Race</u>	<u>Candidate</u>	<u>Votes</u>	<u>Percent</u>
<b>REP. PRESIDENTIAL DELEGATES/ALTERNATES</b>			
	JOHN McCAIN	39	11.75 %
	GEORGE W. BUSH	244	73.49 %
	JAMES E. ATTIA	0	0.00 %
	ALAN KEYES	49	14.76 %
<b>DEM. U.S. REPRESENTATIVE</b>			
	CURT HOHN	49	52.13 %
	RAYMOND EARL OSLOOND SR	7	7.45 %
	STEVE SANDVEN	38	40.43 %
<b>REP. STATE REPRESENTATIVE DIST. 32</b>			
	WILLIAM KINDER, JR.	138	23.83 %
	STANFORD M. ADELSTEIN	184	31.78 %
	THOMAS L. HENNIES	257	44.39 %
<b>REP. TREASURER</b>			
	DOROTHY L. FINLEY	68	21.79 %
	JANET SAYLER	244	78.21 %
<b>REP. REGISTER OF DEEDS</b>			
	KEN MATER	8	2.40 %
	GUS JOHNSON	23	6.91 %
	LISA WEBSTER	97	29.13 %
	DONNA MAYER	94	28.23 %
	SHEILA SOLANO	85	25.53 %
	LYNN M. POWELL	26	7.81 %
<b>REP. STATE CONVENTION DELEGATE</b>			
	MICHAEL GORDON DIEDRICH	238	29.13 %
	LINDA HENRY	211	25.83 %
	STANTON W. FOX	172	21.05 %
	MARTY JACKLEY	196	23.99 %

Short Format Report - Precinct By Precinct

PRIMARY ELECTION

06/06/2000

All Total Groups  
Pennington County

6/6/2000 9:43:18PM Page: 17 of 44

PENNINGTON COUNTY

Precinct

017 2-2 DAKOTA MIDDLE SCH

<u>Race</u>	<u>Candidate</u>	<u>Votes</u>	<u>Percent</u>
<b>REP. PRESIDENTIAL DELEGATES/ALTERNATES</b>			
	JOHN McCAIN	12	12.77 %
	GEORGE W. BUSH	67	71.28 %
	JAMES E. ATTIA	0	0.00 %
	ALAN KEYES	15	15.96 %
<b>DEM. U.S. REPRESENTATIVE</b>			
	CURT HOHN	9	25.00 %
	RAYMOND EARL OSLOOND SR	7	19.44 %
	STEVE SANDVEN	20	55.56 %
<b>REP. STATE REPRESENTATIVE DIST. 32</b>			
	WILLIAM KINDER, JR.	41	26.80 %
	STANFORD M. ADELSTEIN	46	30.07 %
	THOMAS L. HENNIES	66	43.14 %
<b>REP. TREASURER</b>			
	DOROTHY L. FINLEY	19	22.35 %
	JANET SAYLER	66	77.65 %
<b>REP. REGISTER OF DEEDS</b>			
	KEN MATER	3	3.33 %
	GUS JOHNSON	4	4.44 %
	LISA WEBSTER	19	21.11 %
	DONNA MAYER	28	31.11 %
	SHEILA SOLANO	30	33.33 %
	LYNN M. POWELL	6	6.67 %
<b>REP. STATE CONVENTION DELEGATE</b>			
	MICHAEL GORDON DIEDRICH	55	25.70 %
	LINDA HENRY	62	28.97 %
	STANTON W. FOX	41	19.16 %
	MARTY JACKLEY	56	26.17 %

Short Format Report - Precinct By Precinct

PRIMARY ELECTION

06/06/2000

All Total Groups  
Pennington County

6/6/2000 9:43:18PM Page: 18 of 44

PENNINGTON COUNTY

Precinct

018 1-1 SO. MIDDLE SCH

<u>Race</u>	<u>Candidate</u>	<u>Votes</u>	<u>Percent</u>
<b>REP. PRESIDENTIAL DELEGATES/ALTERNATES</b>			
	JOHN McCAIN	38	17.27 %
	GEORGE W. BUSH	163	74.09 %
	JAMES E. ATTIA	0	0.00 %
	ALAN KEYES	19	8.64 %
<b>DEM. U.S. REPRESENTATIVE</b>			
	CURT HOHN	26	56.52 %
	RAYMOND EARL OSLOOND SR	3	6.52 %
	STEVE SANDVEN	17	36.96 %
<b>REP. STATE REPRESENTATIVE DIST. 32</b>			
	WILLIAM KINDER, JR.	61	16.01 %
	STANFORD M. ADELSTEIN	143	37.53 %
	THOMAS L. HENNIES	177	46.46 %
<b>REP. TREASURER</b>			
	DOROTHY L. FINLEY	36	18.09 %
	JANET SAYLER	163	81.91 %
<b>REP. REGISTER OF DEEDS</b>			
	KEN MATER	6	2.82 %
	GUS JOHNSON	13	6.10 %
	LISA WEBSTER	57	26.76 %
	DONNA MAYER	69	32.39 %
	SHEILA SOLANO	49	23.00 %
	LYNN M. POWELL	19	8.92 %
<b>REP. STATE CONVENTION DELEGATE</b>			
	MICHAEL GORDON DIEDRICH	156	30.00 %
	LINDA HENRY	149	28.65 %
	STANTON W. FOX	100	19.23 %
	MARTY JACKLEY	115	22.12 %

**Short Format Report - Precinct By Precinct**

PRIMARY ELECTION

06/06/2000

All Total Groups  
Pennington County

6/6/2000 9:43:18PM Page: 19 of 44

**PENNINGTON COUNTY**

<u>Precinct</u>	<u>Candidate</u>	<u>Votes</u>	<u>Percent</u>
<b>019 2-4 SO. MIDDLE SCH</b>			
<b>Race</b>			
<b>REP. PRESIDENTIAL DELEGATES/ALTERNATES</b>			
	JOHN McCAIN	10	12.82 %
	GEORGE W. BUSH	60	76.92 %
	JAMES E. ATTIA	0	0.00 %
	ALAN KEYES	8	10.26 %
<b>DEM. U.S. REPRESENTATIVE</b>			
	CURT HOHN	12	70.59 %
	RAYMOND EARL OSLOOND SR	0	0.00 %
	STEVE SANDVEN	5	29.41 %
<b>REP. STATE REPRESENTATIVE DIST. 32</b>			
	WILLIAM KINDER, JR.	30	21.58 %
	STANFORD M. ADELSTEIN	43	30.94 %
	THOMAS L. HENNIES	66	47.48 %
<b>REP. TREASURER</b>			
	DOROTHY L. FINLEY	16	20.51 %
	JANET SAYLER	62	79.49 %
<b>REP. REGISTER OF DEEDS</b>			
	KEN MATER	1	1.25 %
	GUS JOHNSON	3	3.75 %
	LISA WEBSTER	27	33.75 %
	DONNA MAYER	27	33.75 %
	SHEILA SOLANO	18	22.50 %
	LYNN M. POWELL	4	5.00 %
<b>REP. STATE CONVENTION DELEGATE</b>			
	MICHAEL GORDON DIEDRICH	61	30.65 %
	LINDA HENRY	53	26.63 %
	STANTON W. FOX	42	21.11 %
	MARTY JACKLEY	43	21.61 %

**Short Format Report - Precinct By Precinct**

PRIMARY ELECTION

06/06/2000

All Total Groups  
Pennington County

6/6/2000 9:43:18PM Page: 20 of 44

**PENNINGTON COUNTY**

Precinct

**020 3-2 JACKSON BLVD AREA**

<u>Race</u>	<u>Candidate</u>	<u>Votes</u>	<u>Percent</u>
<b>REP. PRESIDENTIAL DELEGATES/ALTERNATES</b>			
	JOHN McCAIN	35	12.24 %
	GEORGE W. BUSH	219	76.57 %
	JAMES E. ATTIA	4	1.40 %
	ALAN KEYES	28	9.79 %
<b>DEM. U.S. REPRESENTATIVE</b>			
	CURT HOHN	39	66.10 %
	RAYMOND EARL OSLOOND SR	5	8.47 %
	STEVE SANDVEN	15	25.42 %
<b>REP. STATE REPRESENTATIVE DIST. 32</b>			
	WILLIAM KINDER, JR.	106	21.86 %
	STANFORD M. ADELSTEIN	171	35.26 %
	THOMAS L. HENNIES	208	42.89 %
<b>REP. TREASURER</b>			
	DOROTHY L. FINLEY	41	14.80 %
	JANET SAYLER	236	85.20 %
<b>REP. REGISTER OF DEEDS</b>			
	KEN MATER	7	2.34 %
	GUS JOHNSON	14	4.68 %
	LISA WEBSTER	84	28.09 %
	DONNA MAYER	102	34.11 %
	SHEILA SOLANO	57	19.06 %
	LYNN M. POWELL	35	11.71 %
<b>REP. STATE CONVENTION DELEGATE</b>			
	MICHAEL GORDON DIEDRICH	212	30.07 %
	LINDA HENRY	173	24.54 %
	STANTON W. FOX	158	22.41 %
	MARTY JACKLEY	162	22.98 %

**Short Format Report - Precinct By Precinct**

PRIMARY ELECTION

06/06/2000

All Total Groups  
Pennington County

6/6/2000 9:43:18PM Page: 21 of 44

**PENNINGTON COUNTY**

Precinct

**021 5-4 WEST BLVD**

<u>Race</u>	<u>Candidate</u>	<u>Votes</u>	<u>Percent</u>
<b>REP. PRESIDENTIAL DELEGATES/ALTERNATES</b>			
	JOHN McCAIN	37	14.62 %
	GEORGE W. BUSH	187	73.91 %
	JAMES E. ATTIA	1	0.40 %
	ALAN KEYES	28	11.07 %
<b>DEM. U.S. REPRESENTATIVE</b>			
	CURT HOHN	44	52.38 %
	RAYMOND EARL OSLOOND SR	8	9.52 %
	STEVE SANDVEN	32	38.10 %
<b>REP. STATE REPRESENTATIVE DIST. 32</b>			
	WILLIAM KINDER, JR.	83	18.91 %
	STANFORD M. ADELSTEIN	157	35.76 %
	THOMAS L. HENNIES	199	45.33 %
<b>REP. TREASURER</b>			
	DOROTHY L. FINLEY	36	15.19 %
	JANET SAYLER	201	84.81 %
<b>REP. REGISTER OF DEEDS</b>			
	KEN MATER	3	1.19 %
	GUS JOHNSON	15	5.93 %
	LISA WEBSTER	60	23.72 %
	DONNA MAYER	102	40.32 %
	SHEILA SOLANO	54	21.34 %
	LYNN M. POWELL	19	7.51 %
<b>REP. STATE CONVENTION DELEGATE</b>			
	MICHAEL GORDON DIEDRICH	192	32.21 %
	LINDA HENRY	151	25.34 %
	STANTON W. FOX	119	19.97 %
	MARTY JACKLEY	134	22.48 %



**Short Format Report - Precinct By Precinct**

PRIMARY ELECTION

06/06/2000

All Total Groups

6/6/2000 9:43:18PM Page: 22 of 44

Pennington County

**PENNINGTON COUNTY**

**Precinct**

**022 BB5 JOHNSON SIDING**

<u>Race</u>	<u>Candidate</u>	<u>Votes</u>	<u>Percent</u>
<b>REP. PRESIDENTIAL DELEGATES/ALTERNATES</b>			
	JOHN McCAIN	16	9.94 %
	GEORGE W. BUSH	116	72.05 %
	JAMES E. ATTIA	0	0.00 %
	ALAN KEYES	29	18.01 %
<b>DEM. U.S. REPRESENTATIVE</b>			
	CURT HOHN	24	80.00 %
	RAYMOND EARL OSLOOND SR	0	0.00 %
	STEVE SANDVEN	6	20.00 %
<b>REP. TREASURER</b>			
	DOROTHY L. FINLEY	33	22.45 %
	JANET SAYLER	114	77.55 %
<b>REP. REGISTER OF DEEDS</b>			
	KEN MATER	8	5.10 %
	GUS JOHNSON	6	3.82 %
	LISA WEBSTER	31	19.75 %
	DONNA MAYER	68	43.31 %
	SHEILA SOLANO	28	17.83 %
	LYNN M. POWELL	16	10.19 %
<b>REP. STATE CONVENTION DELEGATE</b>			
	MICHAEL GORDON DIEDRICH	94	29.19 %
	LINDA HENRY	75	23.29 %
	STANTON W. FOX	75	23.29 %
	MARTY JACKLEY	78	24.22 %

**Short Format Report - Precinct By Precinct**

**PRIMARY ELECTION**

06/06/2000

All Total Groups  
Pennington County

6/6/2000 9:43:18PM Page: 23 of 44

**PENNINGTON COUNTY**

**Precinct**  
**023 CL6 CLEGHORN CANYON**

<u>Race</u>	<u>Candidate</u>	<u>Votes</u>	<u>Percent</u>
<b>REP. PRESIDENTIAL DELEGATES/ALTERNATES</b>			
	JOHN McCAIN	9	21.43 %
	GEORGE W. BUSH	20	47.62 %
	JAMES E. ATTIA	0	0.00 %
	ALAN KEYES	13	30.95 %
<b>DEM. U.S. REPRESENTATIVE</b>			
	CURT HOHN	9	64.29 %
	RAYMOND EARL OSLOOND SR	0	0.00 %
	STEVE SANDVEN	5	35.71 %
<b>REP. TREASURER</b>			
	DOROTHY L. FINLEY	7	18.92 %
	JANET SAYLER	30	81.08 %
<b>REP. REGISTER OF DEEDS</b>			
	KEN MATER	1	2.44 %
	GUS JOHNSON	1	2.44 %
	LISA WEBSTER	10	24.39 %
	DONNA MAYER	23	56.10 %
	SHEILA SOLANO	4	9.76 %
	LYNN M. POWELL	2	4.88 %
<b>REP. STATE CONVENTION DELEGATE</b>			
	MICHAEL GORDON DIEDRICH	30	31.91 %
	LINDA HENRY	21	22.34 %
	STANTON W. FOX	18	19.15 %
	MARTY JACKLEY	25	26.60 %

**Short Format Report - Precinct By Precinct**

PRIMARY ELECTION

06/06/2000

All Total Groups  
Pennington County

6/6/2000 9:43:18PM Page: 24 of 44

**PENNINGTON COUNTY**

Precinct

**024 CS25 COUNTRYSIDE #1**

<u>Race</u>	<u>Candidate</u>	<u>Votes</u>	<u>Percent</u>
<b>REP. PRESIDENTIAL DELEGATES/ALTERNATES</b>			
	JOHN McCAIN	4	6.35 %
	GEORGE W. BUSH	48	76.19 %
	JAMES E. ATTIA	0	0.00 %
	ALAN KEYES	11	17.46 %
<b>DEM. U.S. REPRESENTATIVE</b>			
	CURT HOHN	11	73.33 %
	RAYMOND EARL OSLOOND SR	2	13.33 %
	STEVE SANDVEN	2	13.33 %
<b>REP. TREASURER</b>			
	DOROTHY L. FINLEY	6	10.34 %
	JANET SAYLER	52	89.66 %
<b>REP. REGISTER OF DEEDS</b>			
	KEN MATER	0	0.00 %
	GUS JOHNSON	5	8.06 %
	LISA WEBSTER	13	20.97 %
	DONNA MAYER	28	45.16 %
	SHEILA SOLANO	12	19.35 %
	LYNN M. POWELL	4	6.45 %
<b>REP. STATE CONVENTION DELEGATE</b>			
	MICHAEL GORDON DIEDRICH	37	27.41 %
	LINDA HENRY	37	27.41 %
	STANTON W. FOX	30	22.22 %
	MARTY JACKLEY	31	22.96 %

**Short Format Report - Precinct By Precinct**

PRIMARY ELECTION

06/06/2000

All Total Groups  
Pennington County

6/6/2000 9:43:18PM Page: 25 of 44

**PENNINGTON COUNTY**

**Precinct**  
**025 D24 DOTY**

<u>Race</u>	<u>Candidate</u>	<u>Votes</u>	<u>Percent</u>
<b>REP. PRESIDENTIAL DELEGATES/ALTERNATES</b>			
	JOHN McCAIN	12	9.76 %
	GEORGE W. BUSH	87	70.73 %
	JAMES E. ATTIA	0	0.00 %
	ALAN KEYES	24	19.51 %
<b>DEM. U.S. REPRESENTATIVE</b>			
	CURT HOHN	4	30.77 %
	RAYMOND EARL OSLOOND SR	0	0.00 %
	STEVE SANDVEN	9	69.23 %
<b>REP. TREASURER</b>			
	DOROTHY L. FINLEY	17	15.60 %
	JANET SAYLER	92	84.40 %
<b>REP. REGISTER OF DEEDS</b>			
	KEN MATER	3	2.56 %
	GUS JOHNSON	11	9.40 %
	LISA WEBSTER	34	29.06 %
	DONNA MAYER	46	39.32 %
	SHEILA SOLANO	13	11.11 %
	LYNN M. POWELL	10	8.55 %
<b>DEM. COUNTY COMMISSIONER DIST. 2</b>			
	JIM JACKSON	2	15.38 %
	SHARON GREEN	11	84.62 %
<b>REP. STATE CONVENTION DELEGATE</b>			
	MICHAEL GORDON DIEDRICH	84	28.67 %
	LINDA HENRY	71	24.23 %
	STANTON W. FOX	64	21.84 %
	MARTY JACKLEY	74	25.26 %

**Short Format Report - Precinct By Precinct**

PRIMARY ELECTION

06/06/2000

All Total Groups  
Pennington County

6/6/2000 9:43:18PM Page: 26 of 44

**PENNINGTON COUNTY**

**Precinct**

**026 4-3 NO. HAINES - IN**

<u>Race</u>	<u>Candidate</u>	<u>Votes</u>	<u>Percent</u>
<b>REP. PRESIDENTIAL DELEGATES/ALTERNATES</b>			
	JOHN McCAIN	4	8.89 %
	GEORGE W. BUSH	38	84.44 %
	JAMES E. ATTIA	0	0.00 %
	ALAN KEYES	3	6.67 %
<b>DEM. U.S. REPRESENTATIVE</b>			
	CURT HOHN	14	45.16 %
	RAYMOND EARL OSLOOND SR	4	12.90 %
	STEVE SANDVEN	13	41.94 %
<b>REP. TREASURER</b>			
	DOROTHY L. FINLEY	12	28.57 %
	JANET SAYLER	30	71.43 %
<b>REP. REGISTER OF DEEDS</b>			
	KEN MATER	2	4.26 %
	GUS JOHNSON	5	10.64 %
	LISA WEBSTER	11	23.40 %
	DONNA MAYER	17	36.17 %
	SHEILA SOLANO	9	19.15 %
	LYNN M. POWELL	3	6.38 %
<b>REP. COUNTY COMMISSIONER DIST. 2</b>			
	EARL W. BUCK	14	33.33 %
	LYLE N. HENDRICKSON	28	66.67 %
<b>DEM. COUNTY COMMISSIONER DIST. 2</b>			
	JIM JACKSON	12	38.71 %
	SHARON GREEN	19	61.29 %
<b>REP. STATE CONVENTION DELEGATE</b>			
	MICHAEL GORDON DIEDRICH	34	30.36 %
	LINDA HENRY	24	21.43 %
	STANTON W. FOX	26	23.21 %
	MARTY JACKLEY	28	25.00 %

**Short Format Report - Precinct By Precinct**

PRIMARY ELECTION

06/06/2000

All Total Groups  
Pennington County

6/6/2000 9:43:18PM Page: 27 of 44

**PENNINGTON COUNTY**

**Precinct**

**027 NH18 NO. HAINES - OUT**

<b><u>Race</u></b>	<b><u>Candidate</u></b>	<b><u>Votes</u></b>	<b><u>Percent</u></b>
<b>REP. PRESIDENTIAL DELEGATES/ALTERNATES</b>			
	JOHN McCAIN	10	23.81 %
	GEORGE W. BUSH	25	59.52 %
	JAMES E. ATTIA	0	0.00 %
	ALAN KEYES	7	16.67 %
<b>DEM. U.S. REPRESENTATIVE</b>			
	CURT HOHN	6	42.86 %
	RAYMOND EARL OSLOOND SR	2	14.29 %
	STEVE SANDVEN	6	42.86 %
<b>REP. TREASURER</b>			
	DOROTHY L. FINLEY	13	30.95 %
	JANET SAYLER	29	69.05 %
<b>REP. REGISTER OF DEEDS</b>			
	KEN MATER	4	9.30 %
	GUS JOHNSON	3	6.98 %
	LISA WEBSTER	9	20.93 %
	DONNA MAYER	14	32.56 %
	SHEILA SOLANO	10	23.26 %
	LYNN M. POWELL	3	6.98 %
<b>REP. COUNTY COMMISSIONER DIST. 2</b>			
	EARL W. BUCK	8	21.62 %
	LYLE N. HENDRICKSON	29	78.38 %
<b>REP. STATE CONVENTION DELEGATE</b>			
	MICHAEL GORDON DIEDRICH	28	27.72 %
	LINDA HENRY	26	25.74 %
	STANTON W. FOX	23	22.77 %
	MARTY JACKLEY	24	23.76 %

**Short Format Report - Precinct By Precinct**

PRIMARY ELECTION

06/06/2000

All Total Groups  
Pennington County

6/6/2000 9:43:18PM Page: 28 of 44

**PENNINGTON COUNTY**

Precinct

**028 D7 DOUGLAS/BOX ELDER**

<u>Race</u>	<u>Candidate</u>	<u>Votes</u>	<u>Percent</u>
<b>REP. PRESIDENTIAL DELEGATES/ALTERNATES</b>			
	JOHN McCAIN	4	4.94 %
	GEORGE W. BUSH	64	79.01 %
	JAMES E. ATTIA	0	0.00 %
	ALAN KEYES	13	16.05 %
<b>DEM. U.S. REPRESENTATIVE</b>			
	CURT HOHN	14	43.75 %
	RAYMOND EARL OSLOOND SR	5	15.63 %
	STEVE SANDVEN	13	40.63 %
<b>REP. TREASURER</b>			
	DOROTHY L. FINLEY	21	26.92 %
	JANET SAYLER	57	73.08 %
<b>REP. REGISTER OF DEEDS</b>			
	KEN MATER	4	4.94 %
	GUS JOHNSON	2	2.47 %
	LISA WEBSTER	27	33.33 %
	DONNA MAYER	17	20.99 %
	SHEILA SOLANO	13	16.05 %
	LYNN M. POWELL	18	22.22 %
<b>REP. COUNTY COMMISSIONER DIST. 4</b>			
	JAMES F. KJERSTAD	62	81.58 %
	RICK L. HOCKLEY	14	18.42 %
<b>REP. STATE CONVENTION DELEGATE</b>			
	MICHAEL GORDON DIEDRICH	58	26.98 %
	LINDA HENRY	64	29.77 %
	STANTON W. FOX	45	20.93 %
	MARTY JACKLEY	48	22.33 %

## Short Format Report - Precinct By Precinct

PRIMARY ELECTION

06/06/2000

All Total Groups  
Pennington County

6/6/2000 9:43:18PM Page: 29 of 44

### PENNINGTON COUNTY

**Precinct**

**029 5-1 NTL GRD/RANGE RD**

<b><u>Race</u></b>	<b><u>Candidate</u></b>	<b><u>Votes</u></b>	<b><u>Percent</u></b>
<b>REP. PRESIDENTIAL DELEGATES/ALTERNATES</b>			
	JOHN McCAIN	26	13.76 %
	GEORGE W. BUSH	136	71.96 %
	JAMES E. ATTIA	1	0.53 %
	ALAN KEYES	26	13.76 %
<b>DEM. U.S. REPRESENTATIVE</b>			
	CURT HOHN	33	64.71 %
	RAYMOND EARL OSLOOND SR	4	7.84 %
	STEVE SANDVEN	14	27.45 %
<b>REP. STATE SENATOR DIST. 34</b>			
	LOUIS K. FREIBERG	55	29.41 %
	ROYAL (MAC) McCracken	132	70.59 %
<b>REP. TREASURER</b>			
	DOROTHY L. FINLEY	35	19.23 %
	JANET SAYLER	147	80.77 %
<b>REP. REGISTER OF DEEDS</b>			
	KEN MATER	5	2.63 %
	GUS JOHNSON	11	5.79 %
	LISA WEBSTER	60	31.58 %
	DONNA MAYER	64	33.68 %
	SHEILA SOLANO	27	14.21 %
	LYNN M. POWELL	23	12.11 %
<b>REP. STATE CONVENTION DELEGATE</b>			
	MICHAEL GORDON DIEDRICH	125	30.12 %
	LINDA HENRY	111	26.75 %
	STANTON W. FOX	82	19.76 %
	MARTY JACKLEY	97	23.37 %



**Short Format Report - Precinct By Precinct**

PRIMARY ELECTION

06/06/2000

All Total Groups  
Pennington County

6/6/2000 9:43:18PM Page: 30 of 44

**PENNINGTON COUNTY**

**Precinct**

**030 5-2 SO. CANYON SCH**

<b><u>Race</u></b>	<b><u>Candidate</u></b>	<b><u>Votes</u></b>	<b><u>Percent</u></b>
<b>REP. PRESIDENTIAL DELEGATES/ALTERNATES</b>			
	JOHN McCain	54	15.38 %
	GEORGE W. BUSH	268	76.35 %
	JAMES E. ATTIA	0	0.00 %
	ALAN KEYES	29	8.26 %
<b>DEM. U.S. REPRESENTATIVE</b>			
	CURT HOHN	43	63.24 %
	RAYMOND EARL OSLOOND SR	7	10.29 %
	STEVE SANDVEN	18	26.47 %
<b>REP. STATE SENATOR DIST. 34</b>			
	LOUIS K. FREIBERG	110	31.25 %
	ROYAL (MAC) McCracken	242	68.75 %
<b>REP. TREASURER</b>			
	DOROTHY L. FINLEY	61	18.15 %
	JANET SAYLER	275	81.85 %
<b>REP. REGISTER OF DEEDS</b>			
	KEN MATER	14	3.90 %
	GUS JOHNSON	19	5.29 %
	LISA WEBSTER	102	28.41 %
	DONNA MAYER	123	34.26 %
	SHEILA SOLANO	54	15.04 %
	LYNN M. POWELL	47	13.09 %
<b>REP. STATE CONVENTION DELEGATE</b>			
	MICHAEL GORDON DIEDRICH	247	30.16 %
	LINDA HENRY	215	26.25 %
	STANTON W. FOX	170	20.76 %
	MARTY JACKLEY	187	22.83 %

## Short Format Report - Precinct By Precinct

PRIMARY ELECTION

06/06/2000

All Total Groups  
Pennington County

6/6/2000 9:43:18PM Page: 31 of 44

### PENNINGTON COUNTY

<u>Precinct</u>	<u>Race</u>	<u>Candidate</u>	<u>Votes</u>	<u>Percent</u>
<b>031 5-3 PINEDALE SCH</b>				
	<b>REP. PRESIDENTIAL DELEGATES/ALTERNATES</b>			
		JOHN McCAIN	36	9.42 %
		GEORGE W. BUSH	307	80.37 %
		JAMES E. ATTIA	0	0.00 %
		ALAN KEYES	39	10.21 %
	<b>DEM. U.S. REPRESENTATIVE</b>			
		CURT HOHN	32	44.44 %
		RAYMOND EARL OSLOOND SR	7	9.72 %
		STEVE SANDVEN	33	45.83 %
	<b>REP. STATE SENATOR DIST. 34</b>			
		LOUIS K. FREIBERG	109	27.88 %
		ROYAL (MAC) McCracken	282	72.12 %
	<b>REP. TREASURER</b>			
		DOROTHY L. FINLEY	55	15.07 %
		JANET SAYLER	310	84.93 %
	<b>REP. REGISTER OF DEEDS</b>			
		KEN MATER	6	1.54 %
		GUS JOHNSON	21	5.40 %
		LISA WEBSTER	128	32.90 %
		DONNA MAYER	142	36.50 %
		SHEILA SOLANO	59	15.17 %
		LYNN M. POWELL	33	8.48 %
	<b>REP. STATE CONVENTION DELEGATE</b>			
		MICHAEL GORDON DIEDRICH	263	30.76 %
		LINDA HENRY	216	25.26 %
		STANTON W. FOX	169	19.77 %
		MARTY JACKLEY	207	24.21 %

**Short Format Report - Precinct By Precinct**

PRIMARY ELECTION

06/06/2000

All Total Groups  
Pennington County

6/6/2000 9:43:18PM Page: 32 of 44

**PENNINGTON COUNTY**

Precinct

**032 3-1 CANYON LAKE SCH**

<u>Race</u>	<u>Candidate</u>	<u>Votes</u>	<u>Percent</u>
<b>REP. PRESIDENTIAL DELEGATES/ALTERNATES</b>			
	JOHN McCAIN	17	18.28 %
	GEORGE W. BUSH	66	70.97 %
	JAMES E. ATTIA	0	0.00 %
	ALAN KEYES	10	10.75 %
<b>DEM. U.S. REPRESENTATIVE</b>			
	CURT HOHN	24	60.00 %
	RAYMOND EARL OSLOOND SR	2	5.00 %
	STEVE SANDVEN	14	35.00 %
<b>REP. STATE SENATOR DIST. 34</b>			
	LOUIS K. FREIBERG	29	31.87 %
	ROYAL (MAC) McCracken	62	68.13 %
<b>REP. TREASURER</b>			
	DOROTHY L. FINLEY	11	12.64 %
	JANET SAYLER	76	87.36 %
<b>REP. REGISTER OF DEEDS</b>			
	KEN MATER	0	0.00 %
	GUS JOHNSON	4	4.17 %
	LISA WEBSTER	33	34.38 %
	DONNA MAYER	30	31.25 %
	SHEILA SOLANO	20	20.83 %
	LYNN M. POWELL	9	9.38 %
<b>REP. STATE CONVENTION DELEGATE</b>			
	MICHAEL GORDON DIEDRICH	70	30.30 %
	LINDA HENRY	60	25.97 %
	STANTON W. FOX	49	21.21 %
	MARTY JACKLEY	52	22.51 %

Short Format Report - Precinct By Precinct

PRIMARY ELECTION

06/06/2000

All Total Groups  
Pennington County

6/6/2000 9:43:18PM Page: 33 of 44

PENNINGTON COUNTY

Precinct

**033 3-3 MEADOWBROOK SCH**

<u>Race</u>	<u>Candidate</u>	<u>Votes</u>	<u>Percent</u>
<b>REP. PRESIDENTIAL DELEGATES/ALTERNATES</b>			
	JOHN McCAIN	54	13.27 %
	GEORGE W. BUSH	320	78.62 %
	JAMES E. ATTIA	0	0.00 %
	ALAN KEYES	33	8.11 %
<b>DEM. U.S. REPRESENTATIVE</b>			
	CURT HOHN	53	63.86 %
	RAYMOND EARL OSLOOND SR	2	2.41 %
	STEVE SANDVEN	28	33.73 %
<b>REP. STATE SENATOR DIST. 34</b>			
	LOUIS K. FREIBERG	101	24.82 %
	ROYAL (MAC) McCracken	306	75.18 %
<b>REP. TREASURER</b>			
	DOROTHY L. FINLEY	75	20.16 %
	JANET SAYLER	297	79.84 %
<b>REP. REGISTER OF DEEDS</b>			
	KEN MATER	8	1.96 %
	GUS JOHNSON	23	5.64 %
	LISA WEBSTER	118	28.92 %
	DONNA MAYER	149	36.52 %
	SHEILA SOLANO	85	20.83 %
	LYNN M. POWELL	25	6.13 %
<b>REP. STATE CONVENTION DELEGATE</b>			
	MICHAEL GORDON DIEDRICH	284	30.24 %
	LINDA HENRY	250	26.62 %
	STANTON W. FOX	192	20.45 %
	MARTY JACKLEY	213	22.68 %

## Short Format Report - Precinct By Precinct

PRIMARY ELECTION

06/06/2000

All Total Groups  
Pennington County

6/6/2000 9:43:18PM Page: 34 of 44

### PENNINGTON COUNTY

Precinct

**034 3-4 S.W. MIDDLE SCH**

<u>Race</u>	<u>Candidate</u>	<u>Votes</u>	<u>Percent</u>
<b>REP. PRESIDENTIAL DELEGATES/ALTERNATES</b>			
	JOHN McCAIN	35	9.89 %
	GEORGE W. BUSH	290	81.92 %
	JAMES E. ATTIA	0	0.00 %
	ALAN KEYES	29	8.19 %
<b>DEM. U.S. REPRESENTATIVE</b>			
	CURT HOHN	23	46.94 %
	RAYMOND EARL OSLOOND SR	7	14.29 %
	STEVE SANDVEN	19	38.78 %
<b>REP. STATE SENATOR DIST. 34</b>			
	LOUIS K. FREIBERG	86	24.36 %
	ROYAL (MAC) McCRACKEN	267	75.64 %
<b>REP. TREASURER</b>			
	DOROTHY L. FINLEY	56	17.28 %
	JANET SAYLER	268	82.72 %
<b>REP. REGISTER OF DEEDS</b>			
	KEN MATER	3	0.85 %
	GUS JOHNSON	22	6.23 %
	LISA WEBSTER	90	25.50 %
	DONNA MAYER	145	41.08 %
	SHEILA SOLANO	67	18.98 %
	LYNN M. POWELL	26	7.37 %
<b>REP. STATE CONVENTION DELEGATE</b>			
	MICHAEL GORDON DIEDRICH	248	30.21 %
	LINDA HENRY	228	27.77 %
	STANTON W. FOX	162	19.73 %
	MARTY JACKLEY	183	22.29 %

**Short Format Report - Precinct By Precinct**

PRIMARY ELECTION

06/06/2000

All Total Groups  
Pennington County

6/6/2000 9:43:18PM Page: 35 of 44

**PENNINGTON COUNTY**

**Precinct**

**035 3-5 CHAPEL VALLEY**

<b><u>Race</u></b>	<b><u>Candidate</u></b>	<b><u>Votes</u></b>	<b><u>Percent</u></b>
<b>REP. PRESIDENTIAL DELEGATES/ALTERNATES</b>			
	JOHN McCAIN	16	11.94 %
	GEORGE W. BUSH	96	71.64 %
	JAMES E. ATTIA	0	0.00 %
	ALAN KEYES	22	16.42 %
<b>DEM. U.S. REPRESENTATIVE</b>			
	CURT HOHN	13	44.83 %
	RAYMOND EARL OSLOOND SR	2	6.90 %
	STEVE SANDVEN	14	48.28 %
<b>REP. STATE SENATOR DIST. 34</b>			
	LOUIS K. FREIBERG	33	24.26 %
	ROYAL (MAC) McCracken	103	75.74 %
<b>REP. TREASURER</b>			
	DOROTHY L. FINLEY	28	22.58 %
	JANET SAYLER	96	77.42 %
<b>REP. REGISTER OF DEEDS</b>			
	KEN MATER	2	1.53 %
	GUS JOHNSON	8	6.11 %
	LISA WEBSTER	30	22.90 %
	DONNA MAYER	56	42.75 %
	SHEILA SOLANO	25	19.08 %
	LYNN M. POWELL	10	7.63 %
<b>REP. STATE CONVENTION DELEGATE</b>			
	MICHAEL GORDON DIEDRICH	91	29.55 %
	LINDA HENRY	82	26.62 %
	STANTON W. FOX	64	20.78 %
	MARTY JACKLEY	71	23.05 %

## Short Format Report - Precinct By Precinct

PRIMARY ELECTION

06/06/2000

All Total Groups  
Pennington County

6/6/2000 9:43:18PM Page: 36 of 44

### PENNINGTON COUNTY

**Precinct**

**036 4-1 HORACE MANN SCH**

<u>Race</u>	<u>Candidate</u>	<u>Votes</u>	<u>Percent</u>
<b>REP. PRESIDENTIAL DELEGATES/ALTERNATES</b>			
	JOHN McCAIN	17	9.04 %
	GEORGE W. BUSH	152	80.85 %
	JAMES E. ATTIA	0	0.00 %
	ALAN KEYES	19	10.11 %
<b>DEM. U.S. REPRESENTATIVE</b>			
	CURT HOHN	53	63.10 %
	RAYMOND EARL OSLOOND SR	6	7.14 %
	STEVE SANDVEN	25	29.76 %
<b>REP. STATE SENATOR DIST. 34</b>			
	LOUIS K. FREIBERG	81	43.78 %
	ROYAL (MAC) McCracken	104	56.22 %
<b>REP. TREASURER</b>			
	DOROTHY L. FINLEY	38	20.88 %
	JANET SAYLER	144	79.12 %
<b>REP. REGISTER OF DEEDS</b>			
	KEN MATER	10	5.38 %
	GUS JOHNSON	14	7.53 %
	LISA WEBSTER	40	21.51 %
	DONNA MAYER	61	32.80 %
	SHEILA SOLANO	45	24.19 %
	LYNN M. POWELL	16	8.60 %
<b>REP. COUNTY COMMISSIONER DIST. 2</b>			
	EARL W. BUCK	61	36.97 %
	LYLE N. HENDRICKSON	104	63.03 %
<b>DEM. COUNTY COMMISSIONER DIST. 2</b>			
	JIM JACKSON	25	29.41 %
	SHARON GREEN	60	70.59 %
<b>REP. STATE CONVENTION DELEGATE</b>			
	MICHAEL GORDON DIEDRICH	122	29.12 %
	LINDA HENRY	99	23.63 %
	STANTON W. FOX	96	22.91 %
	MARTY JACKLEY	102	24.34 %

**Short Format Report - Precinct By Precinct**

PRIMARY ELECTION

06/06/2000

All Total Groups  
Pennington County

6/6/2000 9:43:18PM Page: 37 of 44

**PENNINGTON COUNTY**

Precinct

**037 2-3 BERQUIST SCH AREA**

<u>Race</u>	<u>Candidate</u>	<u>Votes</u>	<u>Percent</u>
<b>REP. PRESIDENTIAL DELEGATES/ALTERNATES</b>			
	JOHN McCain	10	9.52 %
	GEORGE W. BUSH	84	80.00 %
	JAMES E. ATTIA	0	0.00 %
	ALAN KEYES	11	10.48 %
<b>DEM. U.S. REPRESENTATIVE</b>			
	CURT HOHN	26	60.47 %
	RAYMOND EARL OSLOOND SR	7	16.28 %
	STEVE SANDVEN	10	23.26 %
<b>REP. STATE REPRESENTATIVE DIST. 35</b>			
	ALICE McCOY	57	29.38 %
	MARK KIRKEBY	60	30.93 %
	WILLIAM (BILL) NAPOLI	77	39.69 %
<b>REP. TREASURER</b>			
	DOROTHY L. FINLEY	25	23.36 %
	JANET SAYLER	82	76.64 %
<b>REP. REGISTER OF DEEDS</b>			
	KEN MATER	4	3.60 %
	GUS JOHNSON	9	8.11 %
	LISA WEBSTER	31	27.93 %
	DONNA MAYER	28	25.23 %
	SHEILA SOLANO	25	22.52 %
	LYNN M. POWELL	14	12.61 %
<b>REP. COUNTY COMMISSIONER DIST. 2</b>			
	EARL W. BUCK	37	37.00 %
	LYLE N. HENDRICKSON	63	63.00 %
<b>DEM. COUNTY COMMISSIONER DIST. 2</b>			
	JIM JACKSON	16	32.00 %
	SHARON GREEN	34	68.00 %
<b>REP. STATE CONVENTION DELEGATE</b>			
	MICHAEL GORDON DIEDRICH	83	30.51 %
	LINDA HENRY	70	25.74 %
	STANTON W. FOX	60	22.06 %
	MARTY JACKLEY	59	21.69 %



**Short Format Report - Precinct By Precinct**

PRIMARY ELECTION

06/06/2000

All Total Groups  
Pennington County

6/6/2000 9:43:18PM Page: 38 of 44

**PENNINGTON COUNTY**

Precinct

**038 4-2 NO. MIDDLE SCH**

<u>Race</u>	<u>Candidate</u>	<u>Votes</u>	<u>Percent</u>
<b>REP. PRESIDENTIAL DELEGATES/ALTERNATES</b>			
	JOHN McCain	25	12.89 %
	GEORGE W. BUSH	146	75.26 %
	JAMES E. ATTIA	0	0.00 %
	ALAN KEYES	23	11.86 %
<b>DEM. U.S. REPRESENTATIVE</b>			
	CURT HOHN	40	38.46 %
	RAYMOND EARL OSLOOND SR	15	14.42 %
	STEVE SANDVEN	49	47.12 %
<b>REP. STATE REPRESENTATIVE DIST. 35</b>			
	ALICE McCOY	118	33.24 %
	MARK KIRKEBY	80	22.54 %
	WILLIAM (BILL) NAPOLI	157	44.23 %
<b>REP. TREASURER</b>			
	DOROTHY L. FINLEY	51	27.57 %
	JANET SAYLER	134	72.43 %
<b>REP. REGISTER OF DEEDS</b>			
	KEN MATER	8	4.12 %
	GUS JOHNSON	11	5.67 %
	LISA WEBSTER	47	24.23 %
	DONNA MAYER	63	32.47 %
	SHEILA SOLANO	31	15.98 %
	LYNN M. POWELL	34	17.53 %
<b>REP. COUNTY COMMISSIONER DIST. 2</b>			
	EARL W. BUCK	80	44.94 %
	LYLE N. HENDRICKSON	98	55.06 %
<b>DEM. COUNTY COMMISSIONER DIST. 2</b>			
	JIM JACKSON	36	33.96 %
	SHARON GREEN	70	66.04 %
<b>REP. STATE CONVENTION DELEGATE</b>			
	MICHAEL GORDON DIEDRICH	130	26.64 %
	LINDA HENRY	138	28.28 %
	STANTON W. FOX	98	20.08 %
	MARTY JACKLEY	122	25.00 %

Short Format Report - Precinct By Precinct

PRIMARY ELECTION

06/06/2000

All Total Groups  
Pennington County

6/6/2000 9:43:18PM Page: 39 of 44

PENNINGTON COUNTY

Precinct

039 2-1 COUNTY COURTHOUSE

<u>Race</u>	<u>Candidate</u>	<u>Votes</u>	<u>Percent</u>
<b>REP. PRESIDENTIAL DELEGATES/ALTERNATES</b>			
	JOHN McCAIN	16	8.04 %
	GEORGE W. BUSH	152	76.38 %
	JAMES E. ATTIA	0	0.00 %
	ALAN KEYES	31	15.58 %
<b>DEM. U.S. REPRESENTATIVE</b>			
	CURT HOHN	35	67.31 %
	RAYMOND EARL OSLOOND SR	4	7.69 %
	STEVE SANDVEN	13	25.00 %
<b>REP. STATE REPRESENTATIVE DIST. 35</b>			
	ALICE McCOY	108	29.92 %
	MARK KIRKEBY	86	23.82 %
	WILLIAM (BILL) NAPOLI	167	46.26 %
<b>REP. TREASURER</b>			
	DOROTHY L. FINLEY	35	18.04 %
	JANET SAYLER	159	81.96 %
<b>REP. REGISTER OF DEEDS</b>			
	KEN MATER	14	7.00 %
	GUS JOHNSON	10	5.00 %
	LISA WEBSTER	43	21.50 %
	DONNA MAYER	67	33.50 %
	SHEILA SOLANO	40	20.00 %
	LYNN M. POWELL	26	13.00 %
<b>REP. STATE CONVENTION DELEGATE</b>			
	MICHAEL GORDON DIEDRICH	144	28.69 %
	LINDA HENRY	132	26.29 %
	STANTON W. FOX	116	23.11 %
	MARTY JACKLEY	110	21.91 %

**Short Format Report - Precinct By Precinct**

PRIMARY ELECTION

06/06/2000

All Total Groups

6/6/2000 9:43:18PM Page: 40 of 44

Pennington County

**PENNINGTON COUNTY**

**Precinct**

**040 RV21 NO. RAPID VALLEY**

<b><u>Race</u></b>	<b><u>Candidate</u></b>	<b><u>Votes</u></b>	<b><u>Percent</u></b>
<b>REP. PRESIDENTIAL DELEGATES/ALTERNATES</b>			
	JOHN McCain	7	9.21 %
	GEORGE W. BUSH	56	73.68 %
	JAMES E. ATTIA	0	0.00 %
	ALAN KEYES	13	17.11 %
<b>DEM. U.S. REPRESENTATIVE</b>			
	CURT HOHN	12	44.44 %
	RAYMOND EARL OSLOOND SR	0	0.00 %
	STEVE SANDVEN	15	55.56 %
<b>REP. STATE REPRESENTATIVE DIST. 35</b>			
	ALICE McCoy	43	32.58 %
	MARK KIRKEBY	29	21.97 %
	WILLIAM (BILL) NAPOLI	60	45.45 %
<b>REP. TREASURER</b>			
	DOROTHY L. FINLEY	18	23.38 %
	JANET SAYLER	59	76.62 %
<b>REP. REGISTER OF DEEDS</b>			
	KEN MATER	0	0.00 %
	GUS JOHNSON	7	8.86 %
	LISA WEBSTER	18	22.78 %
	DONNA MAYER	28	35.44 %
	SHEILA SOLANO	16	20.25 %
	LYNN M. POWELL	10	12.66 %
<b>REP. STATE CONVENTION DELEGATE</b>			
	MICHAEL GORDON DIEDRICH	56	27.86 %
	LINDA HENRY	48	23.88 %
	STANTON W. FOX	53	26.37 %
	MARTY JACKLEY	44	21.89 %

# Short Format Report - Precinct By Precinct

PRIMARY ELECTION

06/06/2000

All Total Groups  
Pennington County

6/6/2000 9:43:18PM Page: 41 of 44

## PENNINGTON COUNTY

Precinct

**041 CV22 MID RAPID VALLEY**

<u>Race</u>	<u>Candidate</u>	<u>Votes</u>	<u>Percent</u>
<b>REP. PRESIDENTIAL DELEGATES/ALTERNATES</b>			
	JOHN McCAIN	12	11.43 %
	GEORGE W. BUSH	76	72.38 %
	JAMES E. ATTIA	1	0.95 %
	ALAN KEYES	16	15.24 %
<b>DEM. U.S. REPRESENTATIVE</b>			
	CURT HOHN	25	65.79 %
	RAYMOND EARL OSLOOND SR	1	2.63 %
	STEVE SANDVEN	12	31.58 %
<b>REP. STATE REPRESENTATIVE DIST. 35</b>			
	ALICE McCOY	53	28.96 %
	MARK KIRKEBY	44	24.04 %
	WILLIAM (BILL) NAPOLI	86	46.99 %
<b>REP. TREASURER</b>			
	DOROTHY L. FINLEY	21	21.00 %
	JANET SAYLER	79	79.00 %
<b>REP. REGISTER OF DEEDS</b>			
	KEN MATER	14	13.21 %
	GUS JOHNSON	3	2.83 %
	LISA WEBSTER	25	23.58 %
	DONNA MAYER	30	28.30 %
	SHEILA SOLANO	25	23.58 %
	LYNN M. POWELL	9	8.49 %
<b>REP. COUNTY COMMISSIONER DIST. 4</b>			
	JAMES F. KJERSTAD	70	66.67 %
	RICK L. HOCKLEY	35	33.33 %
<b>REP. STATE CONVENTION DELEGATE</b>			
	MICHAEL GORDON DIEDRICH	79	28.11 %
	LINDA HENRY	79	28.11 %
	STANTON W. FOX	56	19.93 %
	MARTY JACKLEY	67	23.84 %

**Short Format Report - Precinct By Precinct**

PRIMARY ELECTION

06/06/2000

All Total Groups  
Pennington County

6/6/2000 9:43:18PM Page: 42 of 44

**PENNINGTON COUNTY**

<u>Precinct</u>			
<b>042 VV20 SO. RAPID VALLEY</b>			
<b>Race</b>	<b>Candidate</b>	<b>Votes</b>	<b>Percent</b>
<b>REP. PRESIDENTIAL DELEGATES/ALTERNATES</b>			
	JOHN McCAIN	22	11.06 %
	GEORGE W. BUSH	152	76.38 %
	JAMES E. ATTIA	1	0.50 %
	ALAN KEYES	24	12.06 %
<b>DEM. U.S. REPRESENTATIVE</b>			
	CURT HOHN	25	58.14 %
	RAYMOND EARL OSLOOND SR	3	6.98 %
	STEVE SANDVEN	15	34.88 %
<b>REP. STATE REPRESENTATIVE DIST. 35</b>			
	ALICE McCOY	106	30.46 %
	MARK KIRKEBY	64	18.39 %
	WILLIAM (BILL) NAPOLI	178	51.15 %
<b>REP. TREASURER</b>			
	DOROTHY L. FINLEY	34	17.71 %
	JANET SAYLER	158	82.29 %
<b>REP. REGISTER OF DEEDS</b>			
	KEN MATER	8	3.96 %
	GUS JOHNSON	11	5.45 %
	LISA WEBSTER	40	19.80 %
	DONNA MAYER	67	33.17 %
	SHEILA SOLANO	50	24.75 %
	LYNN M. POWELL	26	12.87 %
<b>REP. COUNTY COMMISSIONER DIST. 4</b>			
	JAMES F. KJERSTAD	154	81.91 %
	RICK L. HOCKLEY	34	18.09 %
<b>REP. STATE CONVENTION DELEGATE</b>			
	MICHAEL GORDON DIEDRICH	124	28.44 %
	LINDA HENRY	134	30.73 %
	STANTON W. FOX	90	20.64 %
	MARTY JACKLEY	88	20.18 %

# Short Format Report - Precinct By Precinct

PRIMARY ELECTION

06/06/2000

All Total Groups  
Pennington County

6/6/2000 9:43:18PM Page: 43 of 44

## PENNINGTON COUNTY

**Precinct**  
**Absentee**

<u>Race</u>	<u>Candidate</u>	<u>Votes</u>	<u>Percent</u>
<b>REP. PRESIDENTIAL DELEGATES/ALTERNATES</b>			
	JOHN McCAIN	0	0.00 %
	GEORGE W. BUSH	0	0.00 %
	JAMES E. ATTIA	0	0.00 %
	ALAN KEYES	0	0.00 %
<b>DEM. U.S. REPRESENTATIVE</b>			
	CURT HOHN	0	0.00 %
	RAYMOND EARL OSLOOND SR	0	0.00 %
	STEVE SANDVEN	0	0.00 %
<b>REP. STATE SENATOR DIST. 34</b>			
	LOUIS K. FREIBERG	0	0.00 %
	ROYAL (MAC) McCracken	0	0.00 %
<b>REP. STATE REPRESENTATIVE DIST. 30</b>			
	JIM LINTZ	0	0.00 %
	GORDON R. PEDERSON	0	0.00 %
	BRIAN J. BOYER	0	0.00 %
	JOHN McMAHON	0	0.00 %
	MIKE KOEHN	0	0.00 %
<b>REP. STATE REPRESENTATIVE DIST. 32</b>			
	WILLIAM KINDER, JR.	0	0.00 %
	STANFORD M. ADELSTEIN	0	0.00 %
	THOMAS L. HENNIES	0	0.00 %
<b>REP. STATE REPRESENTATIVE DIST. 35</b>			
	ALICE McCoy	0	0.00 %
	MARK KIRKEBY	0	0.00 %
	WILLIAM (BILL) NAPOLI	0	0.00 %
<b>REP. TREASURER</b>			
	DOROTHY L. FINLEY	0	0.00 %
	JANET SAYLER	0	0.00 %
<b>REP. REGISTER OF DEEDS</b>			
	KEN MATER	0	0.00 %
	GUS JOHNSON	0	0.00 %
	LISA WEBSTER	0	0.00 %
	DONNA MAYER	0	0.00 %
	SHEILA SOLANO	0	0.00 %
	LYNN M. POWELL	0	0.00 %
<b>REP. COUNTY COMMISSIONER DIST. 2</b>			
	EARL W. BUCK	0	0.00 %
	LYLE N. HENDRICKSON	0	0.00 %
<b>DEM. COUNTY COMMISSIONER DIST. 2</b>			
	JIM JACKSON	0	0.00 %
	SHARON GREEN	0	0.00 %
<b>REP. COUNTY COMMISSIONER DIST. 4</b>			

Short Format Report - Precinct By Precinct

PRIMARY ELECTION

06/06/2000

All Total Groups  
Pennington County

6/6/2000 9:43:18PM Page: 44 of 44

PENNINGTON COUNTY

---

Precinct  
Absentee

<u>Race</u>	<u>Candidate</u>	<u>Votes</u>	<u>Percent</u>
REP. STATE CONVENTION DELEGATE	JAMES F. KJERSTAD	0	0.00 %
	RICK L. HOCKLEY	0	0.00 %
	MICHAEL GORDON DIEDRICH	0	0.00 %
	LINDA HENRY	0	0.00 %
	STANTON W. FOX	0	0.00 %
	MARTY JACKLEY	0	0.00 %

---