

# Office of the Pennington County Auditor

## Election Division

Pennington County Courthouse

315 Saint Joseph Street • Rapid City, SD 57701-2892 Telephone (605) 394-2153 Fax (605) 394-6840

---

State of South Dakota )


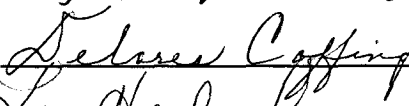

County of Pennington )

) ss

OFFICIAL RETURNS

We, the undersigned, being appointed as the Board of Canvassers because of our positions as the Board of Commissioners for Pennington County, hereby certify that the attached is a true and accurate abstract of the votes cast in the General Election, held on November 5, 2002, in Pennington County, as shown by the unofficial returns certified by the Pennington County Auditor, the person in charge of the election, and that such vote totals are hereby declared to be the Official Returns of said election.

Signed

  
  
  
\_\_\_\_\_  
\_\_\_\_\_  
\_\_\_\_\_

Sworn to before me this November 6, 2002 at Rapid City, Pennington County, South Dakota.

Signed

  
Julie A. Pearson  
Pennington County Auditor

Total Number Voting

36,131

Percent Turnout

65.34%

Precincts Reporting

41

Total Precincts

41

Percent Completed

100.00 %

GENERAL ELECTION  
11/06/2002 12:44:43AM Page: 1 of 53

Precinct Totals by Race Report  
11/05/2002

All Total Groups  
Pennington County

Race  
U.S. SENATOR

Precinct

JOHN THUNE -R

KURT EVANS -L

TIM JOHNSON -D

Total

Precinct	JOHN THUNE -R	KURT EVANS -L	TIM JOHNSON -D	Total
001 1-1 S. MIDDLE SCHOOL	709	7	337	1,053
002 1-2 S. MIDDLE SCHOOL	874	13	512	1,399
003 1-3 GRANDVIEW SCHOOL	1,383	22	817	2,222
004 1-4 OPEN BIBLE CENTER	161	4	116	281
005 2-1 COUNTY COURTHOUSE	477	21	476	974
006 2-2 OPEN BIBLE CENTER	216	6	144	366
007 2-3 BETHEL ASSEMBLY	511	23	486	1,020
008 2-4 S. MIDDLE SCHOOL	678	29	545	1,252
009 3-1 JACKSON HEIGHTS	568	8	421	997
010 3-2 WHISPERING PINES	52	0	8	60
011 3-3 WESTSIDE BAPTIST	828	11	421	1,260
012 3-4 SW MIDDLE SHOOL	1,646	13	989	2,648
013 4-1 BETHEL ASSEMBLY	282	7	268	557
014 4-2 BETHEL ASSEMBLY	821	38	906	1,765
015 4-3 BETHEL ASSEMBLY	348	8	333	689
016 4-4 BETHEL ASSEMBLY	29	0	34	63
017 5-1 S. CANYON SCHOOL	930	8	615	1,553
018 5-2 CANYON LAKE CTR	613	21	486	1,120
019 5-3 PINEDALE SCHOOL	1,155	13	573	1,741

Precinct Totals by Race Report  
 11/05/2002

Race  
 U.S. SENATOR

Precinct

Notes by Candidate

JOHN THUNE -R

KURT EVANS -L

TIM JOHNSON -D

Total

020 5-4 W. PARK APTS	596	10	513	1,119
021 HC1 MIDDLE SCHOOL	590	22	319	931
022 SIL2 SILVER CITY HALL	19	0	19	38
023 K3 KEYSTONE COMM CTR	240	6	144	390
024 RK4 ROCKERVILLE VFD	643	6	251	900
025 BB5 JOHNSON COMM HALL	744	14	323	1,081
026 CL6 CANYON LAKE CTR	239	3	158	400
027 BE8 BOX ELDER VFD	565	27	373	965
028 SC9 MARY ANN GILMORE	97	1	30	128
029 NU10 NEW UNDERWOOD	291	6	155	452
030 S11 SCENIC COMM HALL	37	2	28	67
031 WA12 WASTA COMM CTR	47	4	17	68
032 R13 ROCHFORD HALL	35	2	15	52
033 CR14 EMANUEL LUTHERAN	44	3	22	69
034 WL15 WALL COMM CTR	401	11	194	606
035 Q17 QUINN COMM CHURCH	72	0	14	86
036 NH18 BETHEL ASSEMBLY	259	9	177	445
037 CA19 CAPUTA COMM HALL	168	5	62	235
038 RV21 OPEN BIBLE CTR	1,962	48	1,180	3,190
039 SL23 WHISPERING PINES	892	11	484	1,387



Precinct Totals by Race Report  
11/05/2002

<u>Race</u> U.S. REPRESENTATIVE	<u>Precinct</u>	<u>Notes by Candidate</u> STEPHANIE HERSETH -D	TERRY BEGAY -L	WILLIAM J. JANKLOW -R	Total
	001 1-1 S. MIDDLE SCHOOL	344	7	702	1,053
	002 1-2 S. MIDDLE SCHOOL	531	19	844	1,394
	003 1-3 GRANDVIEW SCHOOL	802	14	1,399	2,215
	004 1-4 OPEN BIBLE CENTER	107	2	171	280
	005 2-1 COUNTY COURTHOUSE	463	20	484	967
	006 2-2 OPEN BIBLE CENTER	138	5	221	364
	007 2-3 BETHEL ASSEMBLY	492	23	502	1,017
	008 2-4 S. MIDDLE SCHOOL	538	15	698	1,251
	009 3-1 JACKSON HEIGHTS	400	11	582	993
	010 3-2 WHISPERING PINES	11	0	49	60
	011 3-3 WESTSIDE BAPTIST	405	4	855	1,264
	012 3-4 SW MIDDLE SHOOL	1,010	19	1,617	2,646
	013 4-1 BETHEL ASSEMBLY	269	12	279	560
	014 4-2 BETHEL ASSEMBLY	907	24	833	1,764
	015 4-3 BETHEL ASSEMBLY	356	10	325	691
	016 4-4 BETHEL ASSEMBLY	39	1	23	63
	017 5-1 S. CANYON SCHOOL	627	6	909	1,542
	018 5-2 CANYON LAKE CTR	482	9	624	1,115
	019 5-3 PINEDALE SCHOOL	612	11	1,107	1,730
	020 5-4 W. PARK APTS	501	12	604	1,117

Precinct Totals by Race Report  
11/05/2002

Race U.S. REPRESENTATIVE Precinct	Votes by Candidate			Total
	STEPHANIE HERSETH -D	TERRY BEGAY -L	WILLIAM J. JANKLOW -R	
021 HC1 MIDDLE SCHOOL	330	23	570	923
022 SIL2 SILVER CITY HALL	19	1	18	38
023 K3 KEYSTONE COMM CTR	135	8	245	388
024 RK4 ROCKERVILLE VFD	256	3	640	899
025 BB5 JOHNSON COMM HALL	320	11	745	1,076
026 CL6 CANYON LAKE CTR	151	3	244	398
027 BE8 BOX ELDER VFD	387	15	561	963
028 SC9 MARY ANN GILMORE	43	1	82	126
029 NU10 NEW UNDERWOOD	191	3	255	449
030 S11 SCENIC COMM HALL	27	1	39	67
031 WA12 WASTA COMM CTR	18	4	46	68
032 RI3 ROCHFORD HALL	18	0	34	52
033 CR14 EMANUEL LUTHERAN	21	1	47	69
034 WL15 WALL COMM CTR	191	4	406	601
035 Q17 QUINN COMM CHURCH	17	1	69	87
036 NH18 BETHEL ASSEMBLY	202	7	236	445
037 CA19 CAPUTA COMM HALL	71	4	160	235
038 RV21 OPEN BIBLE CTR	1,337	48	1,805	3,190
039 SL23 WHISPERING PINES	505	12	864	1,381
040 D24 DOTY COMM HALL	195	12	396	603

Precinct Totals by Race Report  
11/05/2002

Race U.S. REPRESENTATIVE Precinct	Votes by Candidate			Total
	STEPHANIE HERSETH -D	TERRY BEGAY -L	WILLIAM J. JANKLOW -R	
041 3-3A MEADOWBRK SCHOOL	631	11	1,102	1,744
Absentee	0	0	0	0
<b>Total</b>	<b>14,099</b>	<b>397</b>	<b>21,392</b>	<b>35,888</b>

Precinct Totals by Race Report  
11/05/2002

All Total Groups  
Pennington County

**Race**  
**GOVERNOR AND LIEUTENANT GOVERNOR**

Precinct	Votes by Candidate					Total
	ABBOTT/WILSON -D	BARTON/RISTY -L	CARLSON/BOSCH -I	ROUNDS/DAUGAARD -R		
001 1-1 S. MIDDLE SCHOOL	345	3	6	699	1,053	
002 1-2 S. MIDDLE SCHOOL	542	9	12	831	1,394	
003 1-3 GRANDVIEW SCHOOL	871	6	9	1,330	2,216	
004 1-4 OPEN BIBLE CENTER	97	1	4	176	278	
005 2-1 COUNTY COURTHOUSE	477	13	8	474	972	
006 2-2 OPEN BIBLE CENTER	143	2	2	218	365	
007 2-3 BETHEL ASSEMBLY	473	23	14	500	1,010	
008 2-4 S. MIDDLE SCHOOL	542	9	6	693	1,250	
009 3-1 JACKSON HEIGHTS	390	7	4	597	998	
010 3-2 WHISPERING PINES	17	0	0	43	60	
011 3-3 WESTSIDE BAPTIST	406	8	3	840	1,257	
012 3-4 SW MIDDLE SHOO	981	18	2	1,647	2,648	
013 4-1 BETHEL ASSEMBLY	260	14	6	272	552	
014 4-2 BETHEL ASSEMBLY	922	25	11	799	1,757	
015 4-3 BETHEL ASSEMBLY	343	7	3	334	687	
016 4-4 BETHEL ASSEMBLY	35	0	1	25	61	
017 5-1 S. CANYON SCHOOL	626	7	5	909	1,547	
018 5-2 CANYON LAKE CTR	472	13	11	613	1,109	
019 5-3 PINEDALE SCHOOL	582	10	5	1,131	1,728	
020 5-4 W. PARK APTS	484	17	6	602	1,109	



Precinct Totals by Race Report  
11/05/2002

All Total Groups  
Pennington County

Race  
GOVERNOR AND LIEUTENANT GOVERNOR

Precinct	Votes by Candidate					Total
	ABBOTT/WILSON -D	BARTON/RISTY -L	CARLSON/BOSCH -I	ROUNDS/DAUGAARD -R		
021 HC1 MIDDLE SCHOOL	308	22	7	592	929	
022 SIL2 SILVER CITY HALL	17	0	0	21	38	
023 K3 KEYSTONE COMM CTR	129	6	4	247	386	
024 RK4 ROCKERVILLE VFD	248	7	1	640	896	
025 BB5 JOHNSON COMM HALL	301	7	4	768	1,080	
026 CL6 CANYON LAKE CTR	157	6	4	231	398	
027 BE8 BOX ELDER VFD	376	17	16	547	956	
028 SC9 MARY ANN GILMORE	35	1	1	89	126	
029 NU10 NEW UNDERWOOD	145	4	4	293	446	
030 SI1 SCENIC COMM HALL	19	0	0	47	66	
031 WA12 WASTA COMM CTR	14	1	1	53	69	
032 R13 ROCHFORD HALL	11	0	2	39	52	
033 CR14 EMANUEL LUTHERAN	15	2	1	50	68	
034 WL15 WALL COMM CTR	178	3	2	421	604	
035 Q17 QUINN COMM CHURCH	21	1	0	65	87	
036 NH18 BETHEL ASSEMBLY	170	4	5	263	442	
037 CA19 CAPUTA COMM HALL	58	5	2	169	234	
038 RV21 OPEN BIBLE CTR	1,221	32	27	1,906	3,186	
039 SL23 WHISPERING PINES	466	11	5	903	1,385	
040 D24 DOTY COMM HALL	168	1	3	430	602	

Precinct Totals by Race Report  
11/05/2002

Race	GOVERNOR AND LIEUTENANT GOVERNOR						Total
	Votes by Candidate						
Precinct	ABBOTT/WILSON -D	BARTON/RISTY -L	CARLSON/BOSCH -I	ROUNDS/DAUGAARD -R			
041 3-3A MEADOWBRK SCHOOL	607	5	4	1,127			1,743
Absentee	0	0	0	0			0
<b>Total</b>	<b>13,672</b>	<b>327</b>	<b>211</b>	<b>21,634</b>			<b>35,844</b>

Precinct Totals by Race Report  
11/05/2002

Race SECRETARY OF STATE Precinct	Votes by Candidate			Total
	ALEX MARTIN -L	CHRIS NELSON -R	KATE LOOBY -D	
001 1-1 S. MIDDLE SCHOOL	11	698	307	1,016
002 1-2 S. MIDDLE SCHOOL	33	834	480	1,347
003 1-3 GRANDVIEW SCHOOL	41	1,260	801	2,102
004 1-4 OPEN BIBLE CENTER	9	148	110	267
005 2-1 COUNTY COURTHOUSE	36	446	439	921
006 2-2 OPEN BIBLE CENTER	11	213	125	349
007 2-3 BETHEL ASSEMBLY	43	481	453	977
008 2-4 S. MIDDLE SCHOOL	31	648	510	1,189
009 3-1 JACKSON HEIGHTS	23	551	371	945
010 3-2 WHISPERING PINES	0	51	8	59
011 3-3 WESTSIDE BAPTIST	16	781	403	1,200
012 3-4 SW MIDDLE SHOOOL	53	1,571	897	2,521
013 4-1 BETHEL ASSEMBLY	23	259	254	536
014 4-2 BETHEL ASSEMBLY	56	753	887	1,696
015 4-3 BETHEL ASSEMBLY	27	306	331	664
016 4-4 BETHEL ASSEMBLY	2	28	29	59
017 5-1 S. CANYON SCHOOL	42	855	596	1,493
018 5-2 CANYON LAKE CTR	36	558	469	1,063
019 5-3 PINEDALE SCHOOL	24	1,084	546	1,654
020 5-4 W. PARK APTS	29	569	455	1,053

Precinct Totals by Race Report  
11/05/2002

All Total Groups  
Pennington County

Race SECRETARY OF STATE Precinct	Votes by Candidate			Total
	ALEX MARTIN -L	CHRIS NELSON -R	KATE LOOBY -D	
021 HC1 MIDDLE SCHOOL	54	517	308	879
022 SIL2 SILVER CITY HALL	2	19	17	38
023 K3 KEYSTONE COMM CTR	21	234	107	362
024 RK4 ROCKERVILLE VFD	22	606	243	871
025 BB5 JOHNSON COMM HALL	27	725	295	1,047
026 CL6 CANYON LAKE CTR	10	229	151	390
027 BE8 BOX ELDER VFD	41	497	382	920
028 SC9 MARY ANN GILMORE	3	89	33	125
029 NU10 NEW UNDERWOOD	19	234	169	422
030 S11 SCENIC COMM HALL	6	31	26	63
031 WA12 WASTA COMM CTR	1	42	22	65
032 R13 ROCHFORD HALL	2	33	13	48
033 CR14 EMANUEL LUTHERAN	6	38	14	58
034 WL15 WALL COMM CTR	14	375	168	557
035 Q17 QUINN COMM CHURCH	4	61	16	81
036 NH18 BETHEL ASSEMBLY	15	254	162	431
037 CA19 CAPUTA COMM HALL	8	154	60	222
038 RV21 OPEN BIBLE CTR	123	1,763	1,174	3,060
039 SL23 WHISPERING PINES	30	860	438	1,328
040 D24 DOTY COMM HALL	10	427	156	593

Precinct Totals by Race Report  
11/05/2002

Race SECRETARY OF STATE	Precinct				Total
	Votes by Candidate				
Precinct	ALEX MARTIN -L	CHRIS NELSON -R	KATE LOOBY -D	Total	
041 3-3A MEADOWBRK SCHOOL	36	1,077	587	1,700	
Absentee	0	0	0	0	
<b>Total</b>	<b>1,000</b>	<b>20,359</b>	<b>13,012</b>	<b>34,371</b>	

Precinct Totals by Race Report  
 11/05/2002

Race Precinct	Votes by Candidate			Total
	BOB NEWLAND -L	LARRY LONG -R	RON VOLESKY -D	
001 1-1 S. MIDDLE SCHOOL	59	682	274	1,015
002 1-2 S. MIDDLE SCHOOL	105	797	452	1,354
003 1-3 GRANDVIEW SCHOOL	132	1,254	730	2,116
004 1-4 OPEN BIBLE CENTER	19	163	91	273
005 2-1 COUNTY COURTHOUSE	96	455	380	931
006 2-2 OPEN BIBLE CENTER	36	202	117	355
007 2-3 BETHEL ASSEMBLY	111	467	404	982
008 2-4 S. MIDDLE SCHOOL	122	629	443	1,194
009 3-1 JACKSON HEIGHTS	50	560	345	955
010 3-2 WHISPERING PINES	4	49	7	60
011 3-3 WESTSIDE BAPTIST	49	840	329	1,218
012 3-4 SW MIDDLE SHOOL	152	1,664	749	2,565
013 4-1 BETHEL ASSEMBLY	45	263	225	533
014 4-2 BETHEL ASSEMBLY	173	751	778	1,702
015 4-3 BETHEL ASSEMBLY	64	288	317	669
016 4-4 BETHEL ASSEMBLY	7	23	31	61
017 5-1 S. CANYON SCHOOL	100	891	510	1,501
018 5-2 CANYON LAKE CTR	110	581	388	1,079
019 5-3 PINEDALE SCHOOL	98	1,072	500	1,670
020 5-4 W. PARK APTS	70	564	421	1,055

Precinct Totals by Race Report  
11/05/2002

Race Precinct	Votes by Candidate			Total
	BOB NEWLAND -L	LARRY LONG -R	RON VOLESKY -D	
ATTORNEY GENERAL				
021 HC1 MIDDLE SCHOOL	129	509	247	885
022 SIL2 SIL VER CITY HALL	1	24	13	38
023 K3 KEYSTONE COMM CTR	63	219	94	376
024 RK4 ROCKERVILLE VFD	61	596	216	873
025 BB5 JOHNSON COMM HALL	92	703	256	1,051
026 CL6 CANYON LAKE CTR	36	220	133	389
027 BE8 BOX ELDER VFD	130	501	292	923
028 SC9 MARY ANN GILMORE	16	85	21	122
029 NU10 NEW UNDERWOOD	58	243	128	429
030 S11 SCENIC COMM HALL	6	41	15	62
031 WA12 WASTA COMM CTR	9	40	16	65
032 R13 ROCHFORD HALL	12	31	9	52
033 CR14 EMANUEL LUTHERAN	8	41	11	60
034 WL15 WALL COMM CTR	25	399	146	570
035 Q17 QUINN COMM CHURCH	7	66	10	83
036 NH18 BETHEL ASSEMBLY	55	252	126	433
037 CA19 CAPUTA COMM HALL	31	143	49	223
038 RV21 OPEN BIBLE CTR	326	1,722	1,037	3,085
039 SL23 WHISPERING PINES	85	891	348	1,324
040 D24 DOTY COMM HALL	35	426	131	592

Precinct Totals by Race Report  
11/05/2002

All Total Groups  
Pennington County

Race ATTORNEY GENERAL <u>Precinct</u>	<u>Votes by Candidate</u>			Total
	BOB NEWLAND -L	LARRY LONG -R	RON VOLESKY -D	
041 3-3A MEADOWBRK SCHOOL	93	1,110	496	1,699
Absentee	0	0	0	0
<b>Total</b>	<b>2,880</b>	<b>20,457</b>	<b>11,285</b>	<b>34,622</b>



Precinct Totals by Race Report  
11/05/2002

Race STATE AUDITOR	Precinct		Votes by Candidate		Total
	Precinct	DICK BUTLER -D	RICH SAITGAST -R		
	001 1-1 S. MIDDLE SCHOOL	272	701	973	
	002 1-2 S. MIDDLE SCHOOL	473	850	1,323	
	003 1-3 GRANDVIEW SCHOOL	771	1,263	2,034	
	004 1-4 OPEN BIBLE CENTER	109	154	263	
	005 2-1 COUNTY COURTHOUSE	405	489	894	
	006 2-2 OPEN BIBLE CENTER	127	218	345	
	007 2-3 BETHEL ASSEMBLY	427	507	934	
	008 2-4 S. MIDDLE SCHOOL	467	680	1,147	
	009 3-1 JACKSON HEIGHTS	335	574	909	
	010 3-2 WHISPERING PINES	11	46	57	
	011 3-3 WESTSIDE BAPTIST	333	820	1,153	
	012 3-4 SW MIDDLE SHOOL	806	1,665	2,471	
	013 4-1 BETHEL ASSEMBLY	243	276	519	
	014 4-2 BETHEL ASSEMBLY	837	808	1,645	
	015 4-3 BETHEL ASSEMBLY	335	314	649	
	016 4-4 BETHEL ASSEMBLY	35	24	59	
	017 5-1 S. CANYON SCHOOL	541	898	1,439	
	018 5-2 CANYON LAKE CTR	429	584	1,013	
	019 5-3 PINEDALE SCHOOL	516	1,097	1,613	
	020 5-4 W. PARK APTS	420	584	1,004	

Precinct Totals by Race Report  
11/05/2002

All Total Groups  
Pennington County

Race  
STATE AUDITOR

Precinct

Votes by Candidate

DICK BUTLER -D

RICH SATTGAST -R

Total

021 HC1 MIDDLE SCHOOL	316	532	848
022 SIL2 SILVER CITY HALL	19	18	37
023 K3 KEYSTONE COMM CTR	121	238	359
024 RK4 ROCKERVILLE VFD	226	618	844
025 BB5 JOHNSON COMM HALL	300	717	1,017
026 CL6 CANYON LAKE CTR	138	227	365
027 BE8 BOX ELDER VFD	347	556	903
028 SC9 MARY ANN GILMORE	38	80	118
029 NU10 NEW UNDERWOOD	210	199	409
030 S11 SCENIC COMM HALL	26	30	56
031 WA12 WASTA COMM CTR	33	28	61
032 RI3 ROCHFORD HALL	14	36	50
033 CR14 EMANUEL LUTHERAN	22	38	60
034 WL15 WALL COMM CTR	220	307	527
035 Q17 QUINN COMM CHURCH	18	57	75
036 NH18 BETHEL ASSEMBLY	158	261	419
037 CA19 CAPUTA COMM HALL	55	160	215
038 RV21 OPEN BIBLE CTR	1,086	1,879	2,965
039 SL23 WHISPERING PINES	368	906	1,274
040 D24 DOTY COMM HALL	140	430	570

Precinct Totals by Race Report  
11/05/2002

Race STATE AUDITOR <u>Precinct</u>	<u>Votes by Candidate</u>		
	DICK BUTLER -D	RICH SATTGAST -R	Total
041 3-3A MEADOWBRK SCHOOL	511	1,130	1,641
Absentee	0	0	0
Total	12,258	20,999	33,257

Precinct Totals by Race Report  
11/05/2002

Race STATE TREASURER <u>Precinct</u>	<u>Notes by Candidate</u>		Total
	SCOTT MCGREGOR - D	VERNON L. LARSON - R	
001 1-1 S. MIDDLE SCHOOL	376	605	981
002 1-2 S. MIDDLE SCHOOL	641	680	1,321
003 1-3 GRANDVIEW SCHOOL	979	1,091	2,070
004 1-4 OPEN BIBLE CENTER	113	147	260
005 2-1 COUNTY COURTHOUSE	493	423	916
006 2-2 OPEN BIBLE CENTER	163	187	350
007 2-3 BETHEL ASSEMBLY	530	429	959
008 2-4 S. MIDDLE SCHOOL	612	559	1,171
009 3-1 JACKSON HEIGHTS	425	498	923
010 3-2 WHISPERING PINES	12	46	58
011 3-3 WESTSIDE BAPTIST	446	732	1,178
012 3-4 SW MIDDLE SHOOL	1,049	1,454	2,503
013 4-1 BETHEL ASSEMBLY	296	230	526
014 4-2 BETHEL ASSEMBLY	1,019	652	1,671
015 4-3 BETHEL ASSEMBLY	390	265	655
016 4-4 BETHEL ASSEMBLY	39	17	56
017 5-1 S. CANYON SCHOOL	689	761	1,450
018 5-2 CANYON LAKE CTR	541	499	1,040
019 5-3 PINEDALE SCHOOL	689	949	1,638
020 5-4 W. PARK APTS	515	502	1,017

Precinct Totals by Race Report  
11/05/2002

Race  
STATE TREASURER

Precinct

Notes by Candidate

SCOTT MCGREGOR -D

VERNON L. LARSON -R

Total

021 HC1 MIDDLE SCHOOL	321	539	860
022 SIL2 SILVER CITY HALL	15	21	36
023 K3 KEYSTONE COMM CTR	139	225	364
024 RK4 ROCKERVILLE VFD	286	559	845
025 BB5 JOHNSON COMM HALL	370	658	1,028
026 CL6 CANYON LAKE CTR	161	211	372
027 BE8 BOX ELDER VFD	454	458	912
028 SC9 MARY ANN GILMORE	38	79	117
029 NU10 NEW UNDERWOOD	180	230	410
030 S11 SCENIC COMM HALL	24	35	59
031 WA12 WASTA COMM CTR	25	38	63
032 RI3 ROCHFORD HALL	21	30	51
033 CR14 EMANUEL LUTHERAN	15	46	61
034 WL15 WALL COMM CTR	169	367	536
035 Q17 QUINN COMM CHURCH	12	66	78
036 NH18 BETHEL ASSEMBLY	200	216	416
037 CA19 CAPUTA COMM HALL	79	139	218
038 RV21 OPEN BIBLE CTR	1,499	1,508	3,007
039 SL23 WHISPERING PINES	516	762	1,278
040 D24 DOTY COMM HALL	177	397	574

Precinct Totals by Race Report  
 11/05/2002

<u>Race</u>	<u>STATE TREASURER</u>	<u>SCOTT McGREGOR -D</u>	<u>VERNON L. LARSON -R</u>	<u>Total</u>
<u>Precinct</u>	<u>Notes by Candidate</u>			
041 3-3A MEADOWBRK SCHOOL		693	960	1,653
Absentee		0	0	0
<b>Total</b>		<b>15,411</b>	<b>18,270</b>	<b>33,681</b>

Precinct Totals by Race Report  
11/05/2002

Race Precinct	SCHOOL AND PUBLIC LANDS COMMISSIONER			Total
	Votes by Candidate			
	ALAN AKER -R	BRYCE HEALY -D	WILLIAM R. STONE -L	
001 1-1 S. MIDDLE SCHOOL	740	239	16	995
002 1-2 S. MIDDLE SCHOOL	947	362	28	1,337
003 1-3 GRANDVIEW SCHOOL	1,497	545	31	2,073
004 1-4 OPEN BIBLE CENTER	183	73	12	268
005 2-1 COUNTY COURTHOUSE	556	344	25	925
006 2-2 OPEN BIBLE CENTER	245	98	4	347
007 2-3 BETHEL ASSEMBLY	565	355	45	965
008 2-4 S. MIDDLE SCHOOL	793	369	22	1,184
009 3-1 JACKSON HEIGHTS	627	279	17	923
010 3-2 WHISPERRING PINES	46	9	0	55
011 3-3 WESTSIDE BAPTIST	869	301	14	1,184
012 3-4 SW MIDDLE SHOO L	1,783	690	38	2,511
013 4-1 BETHEL ASSEMBLY	323	192	12	527
014 4-2 BETHEL ASSEMBLY	989	653	39	1,681
015 4-3 BETHEL ASSEMBLY	372	271	13	656
016 4-4 BETHEL ASSEMBLY	33	25	0	58
017 5-1 S. CANYON SCHOOL	985	444	28	1,457
018 5-2 CANYON LAKE CTR	687	327	33	1,047
019 5-3 PINEDALE SCHOOL	1,170	447	30	1,647
020 5-4 W. PARK APTS	607	383	35	1,025

Precinct Totals by Race Report  
11/05/2002

Race  
SCHOOL AND PUBLIC LANDS COMMISSIONER

<u>Precinct</u>	<u>Notes by Candidate</u>			<u>Total</u>
	ALAN AKER -R	BRYCE HEALY -D	WILLIAM R. STONE -L	
021 HCI MIDDLE SCHOOL	616	225	36	877
022 SIL2 SILVER CITY HALL	26	11	1	38
023 K3 KEYSTONE COMM CTR	257	86	17	360
024 RK4 ROCKERVILLE VFD	662	189	15	866
025 BB5 JOHNSON COMM HALL	780	220	32	1,032
026 CL6 CANYON LAKE CTR	261	108	9	378
027 BE8 BOX ELDER VFD	633	256	28	917
028 SC9 MARY ANN GILMORE	98	21	2	121
029 NU10 NEW UNDERWOOD	293	120	9	422
030 S11 SCENIC COMM HALL	51	10	1	62
031 WA12 WASTA COMM CTR	42	18	1	61
032 R13 ROCHFORD HALL	38	9	4	51
033 CR14 EMANUEL LUTHERAN	49	9	5	63
034 WL15 WALL COMM CTR	413	117	12	542
035 Q17 QUINN COMM CHURCH	61	14	2	77
036 NH18 BETHEL ASSEMBLY	306	115	6	427
037 CA19 CAPUTA COMM HALL	179	35	7	221
038 RV21 OPEN BIBLE CTR	2,171	809	78	3,058
039 SL23 WHISPERING PINES	967	307	20	1,294
040 D24 DOTY COMM HALL	446	115	10	571



Precinct Totals by Race Report  
11/05/2002

Race  
SCHOOL AND PUBLIC LANDS COMMISSIONER

<u>Precinct</u>	<u>Votes by Candidate</u>			<u>Total</u>
	ALAN AKER -R	BRYCE HEALY -D	WILLIAM R. STONE -L	
041 3-3A MEADOWBRK SCHOOL	1,171	475	25	1,671
Absentee	0	0	0	0
<b>Total</b>	<b>23,537</b>	<b>9,675</b>	<b>762</b>	<b>33,974</b>

Precinct Totals by Race Report  
 11/05/2002

Race Precinct	PUBLC UTILITIES COMMISSIONER 6-YR		Total
	Votes by Candidate		
	GARY HANSON -R	PAM NELSON -D	
001 1-1 S. MIDDLE SCHOOL	696	273	969
002 1-2 S. MIDDLE SCHOOL	821	481	1,302
003 1-3 GRANDVIEW SCHOOL	1,264	740	2,004
004 1-4 OPEN BIBLE CENTER	152	105	257
005 2-1 COUNTY COURTHOUSE	459	422	881
006 2-2 OPEN BIBLE CENTER	216	129	345
007 2-3 BETHEL ASSEMBLY	492	439	931
008 2-4 S. MIDDLE SCHOOL	642	496	1,138
009 3-1 JACKSON HEIGHTS	574	331	905
010 3-2 WHISPERING PINES	51	8	59
011 3-3 WESTSIDE BAPTIST	805	356	1,161
012 3-4 SW MIDDLE SHOOL	1,646	790	2,436
013 4-1 BETHEL ASSEMBLY	270	248	518
014 4-2 BETHEL ASSEMBLY	775	856	1,631
015 4-3 BETHEL ASSEMBLY	305	334	639
016 4-4 BETHEL ASSEMBLY	28	27	55
017 5-1 S. CANYON SCHOOL	883	539	1,422
018 5-2 CANYON LAKE CTR	570	436	1,006
019 5-3 PINEDALE SCHOOL	1,087	509	1,596
020 5-4 W. PARK APTS	570	436	1,006

Precinct Totals by Race Report  
11/05/2002

Race Precinct	Votes by Candidate		Total
	GARY HANSON -R	PAM NELSON -D	
021 HC1 MIDDLE SCHOOL	526	300	826
022 SIL2 SILVER CITY HALL	20	18	38
023 K3 KEYSTONE COMM CTR	222	121	343
024 RK4 ROCKERVILLE VFD	598	230	828
025 BB5 JOHNSON COMM HALL	714	281	995
026 CL6 CANYON LAKE CTR	223	139	362
027 BE8 BOX ELDER VFD	519	368	887
028 SC9 MARY ANN GILMORE	88	32	120
029 NU10 NEW UNDERWOOD	235	158	393
030 S11 SCENIC COMM HALL	34	22	56
031 WA12 WASTA COMM CTR	42	17	59
032 R13 ROCHFORD HALL	35	15	50
033 CR14 EMANUEL LUTHERAN	44	11	55
034 WL15 WALL COMM CTR	300	241	541
035 Q17 QUINN COMM CHURCH	65	12	77
036 NH18 BETHEL ASSEMBLY	259	149	408
037 CA19 CAPUTA COMM HALL	160	50	210
038 RV21 OPEN BIBLE CTR	1,740	1,182	2,922
039 SL23 WHISPERING PINES	890	378	1,268
040 D24 DOTY COMM HALL	433	127	560

Precinct Totals by Race Report  
11/05/2002

---

<u>Race</u>	<u>PUBLIC UTILITIES COMMISSIONER 6-YR</u>		
<u>Precinct</u>	<u>Votes by Candidate</u>		<u>Total</u>
	GARY HANSON -R	PAM NELSON -D	
041 3-3A MEADOWBRK SCHOOL	1,107	526	1,633
Absentee	0	0	0
<b>Total</b>	<b>20,560</b>	<b>12,332</b>	<b>32,892</b>

---

Precinct Totals by Race Report  
 11/05/2002

All Total Groups  
 Pennington County

Race  
 PUBLIC UTILITIES COMMISSIONER 4-YR

Precinct	Votes by Candidate		Total
	BOB SAHR -R	CURT JOHNSON -D	
001 1-1 S. MIDDLE SCHOOL	708	258	966
002 1-2 S. MIDDLE SCHOOL	831	477	1,308
003 1-3 GRANDVIEW SCHOOL	1,294	710	2,004
004 1-4 OPEN BIBLE CENTER	166	92	258
005 2-1 COUNTY COURTHOUSE	461	425	886
006 2-2 OPEN BIBLE CENTER	228	119	347
007 2-3 BETHEL ASSEMBLY	495	433	928
008 2-4 S. MIDDLE SCHOOL	684	467	1,151
009 3-1 JACKSON HEIGHTS	571	340	911
010 3-2 WHISPERING PINES	48	9	57
011 3-3 WESTSIDE BAPTIST	807	351	1,158
012 3-4 SW MIDDLE SHOOL	1,674	785	2,459
013 4-1 BETHEL ASSEMBLY	291	232	523
014 4-2 BETHEL ASSEMBLY	831	808	1,639
015 4-3 BETHEL ASSEMBLY	327	310	637
016 4-4 BETHEL ASSEMBLY	28	28	56
017 5-1 S. CANYON SCHOOL	922	498	1,420
018 5-2 CANYON LAKE CTR	588	435	1,023
019 5-3 PINEDALE SCHOOL	1,095	501	1,596
020 5-4 W. PARK APTS	595	416	1,011

Precinct Totals by Race Report  
 11/05/2002

Race  
 PUBLIC UTILITIES COMMISSIONER 4-YR

Precinct	Votes by Candidate		Total
	BOB SAHR -R	CURT JOHNSON -D	
021 HC1 MIDDLE SCHOOL	519	314	833
022 SIL2 SILVER CITY HALL	22	16	38
023 K3 KEYSTONE COMM CTR	240	110	350
024 RK4 ROCKERVILLE VFD	607	225	832
025 BB5 JOHNSON COMM HALL	704	299	1,003
026 CL6 CANYON LAKE CTR	236	132	368
027 BE8 BOX ELDER VFD	569	319	888
028 SC9 MARY ANN GILMORE	90	30	120
029 NU10 NEW UNDERWOOD	242	162	404
030 S11 SCENIC COMM HALL	36	25	61
031 WA12 WASTA COMM CTR	38	21	59
032 R13 ROCHFORD HALL	30	20	50
033 CR14 EMANUEL LUTHERAN	35	25	60
034 WL15 WALL COMM CTR	331	196	527
035 Q17 QUINN COMM CHURCH	62	15	77
036 NH18 BETHEL ASSEMBLY	264	148	412
037 CA19 CAPUTA COMM HALL	157	56	213
038 RV21 OPEN BIBLE CTR	1,886	1,076	2,962
039 SL23 WHISPERING PINES	921	354	1,275
040 D24 DOTY COMM HALL	435	133	568

Precinct Totals by Race Report  
11/05/2002

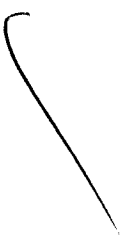
---

<u>Race</u>	<u>PUBLIC UTILITIES COMMISSIONER 4-YR</u>		
<u>Precinct</u>	<u>Votes by Candidate</u>		<u>Total</u>
	<u>BOB SAHR -R</u>	<u>CURT JOHNSON -D</u>	
041 3-3A MEADOWBRK SCHOOL	1,106	515	1,621
Absentee	0	0	0
<b>Total</b>	<b>21,174</b>	<b>11,885</b>	<b>33,059</b>

---

Precinct Totals by Race Report  
 11/05/2002


Race STATE SENATOR DIST 30 Precinct	Votes by Candidate		Total
	DRUE J. VITTER -R	GWENDOLYN CALDWELL -L	
021 HC1 MIDDLE SCHOOL	622	238	860
022 SIL2 SILVER CITY HALL	20	14	34
023 K3 KEYSTONE COMM CTR	270	80	350
024 RK4 ROCKERVILLE VFD	644	122	766
028 SC9 MARY ANN GILMORE	95	13	108
029 NU10 NEW UNDERWOOD	282	83	365
030 SI1 SCENIC COMM HALL	34	20	54
031 WA12 WASTA COMM CTR	46	14	60
032 RI3 ROCHFORD HALL	41	10	51
033 CR14 EMANUEL LUTHERAN	51	6	57
034 WL15 WALL COMM CTR	413	56	469
035 Q17 QUINN COMM CHURCH	65	8	73
037 CA19 CAPUTA COMM HALL	168	31	199
Absentee	0	0	0
<b>Total</b>	<b>2,751</b>	<b>695</b>	<b>3,446</b>






Precinct Totals by Race Report  
11/05/2002

Race Precinct	Votes by Candidate	
	ARLENE HAM -R	Total
001 1-1 S. MIDDLE SCHOOL	771	771
002 1-2 S. MIDDLE SCHOOL	973	973
003 1-3 GRANDVIEW SCHOOL	1,524	1,524
005 2-1 COUNTY COURTHOUSE	568	568
008 2-4 S. MIDDLE SCHOOL	803	803
009 3-1 JACKSON HEIGHTS	684	684
020 5-4 W. PARK APTS	697	697
Absentee	0	0
<b>Total</b>	<b>6,020</b>	<b>6,020</b>




Precinct Totals by Race Report  
 11/05/2002

Race STATE SENATOR DIST 33 Precinct	Votes by Candidate		Total
	CURT POCHARDT -D	J.P. DUNIPHAN -R	
010 3-2 WHISPERING PINES	5	51	56
015 4-3 BETHEL ASSEMBLY	304	318	622
016 4-4 BETHEL ASSEMBLY	28	25	53
025 BB5 JOHNSON COMM HALL	286	725	1,011
026 CL6 CANYON LAKE CTR	138	233	371
027 BE8 BOX ELDER VFD	302	594	896
036 NH18 BETHEL ASSEMBLY	145	263	408
039 SL23 WHISPERING PINES	401	878	1,279
040 D24 DOTY COMM HALL	130	434	564
Absentee	0	0	0
<b>Total</b>	<b>1,739</b>	<b>3,521</b>	<b>5,260</b>




Precinct Totals by Race Report  
 11/05/2002

Race STATE SENATOR DIST 34 Precinct	Votes by Candidate		Total
	CONNIE RAE KANDARAS -D	ROYAL (MAC) McCRACKEN -R	
011 3-3 WESTSIDE BAPTIST	270	939	1,209
012 3-4 SW MIDDLE SHOO	644	1,896	2,540
013 4-1 BETHEL ASSEMBLY	231	296	527
017 5-1 S. CANYON SCHOOL	443	1,017	1,460
018 5-2 CANYON LAKE CTR	408	633	1,041
019 5-3 PINEDALE SCHOOL	409	1,243	1,652
041 3-3A MEADOWBRK SCHOOL	425	1,261	1,686
Absentee	0	0	0
<b>Total</b>	<b>2,830</b>	<b>7,285</b>	<b>10,115</b>



Precinct Totals by Race Report  
11/05/2002

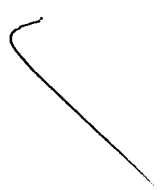
Race Precinct	Votes by Candidate		Total
	SHARON GREEN -D	WILLIAM NAPOLI -R	
004 1-4 OPEN BIBLE CENTER	94	164	258
006 2-2 OPEN BIBLE CENTER	123	227	350
007 2-3 BETHEL ASSEMBLY	457	495	952
014 4-2 BETHEL ASSEMBLY	859	826	1,685
038 RV21 OPEN BIBLE CTR	1,084	1,974	3,058
Absentee	0	0	0
<b>Total</b>	<b>2,617</b>	<b>3,686</b>	<b>6,303</b>



Precinct Totals by Race Report  
11/05/2002

All Total Groups  
Pennington County


Race Precinct	STATE REPRESENTATIVES DIST 30				Total
	Votes by Candidate				
	GORDON PEDERSON -R	JIM LINTZ -R	KAREN A. JOHNSON -D	LYNN A. MORAN -D	
021 HC1 MIDDLE SCHOOL	503	532	254	273	1,562
022 SIL2 SILVER CITY HALL	21	2	18	5	46
023 K3 KEYSTONE COMM CTR	212	238	101	105	656
024 RK4 ROCKERVILLE VFD	588	562	212	156	1,518
028 SC9 MARY ANN GILMORE	77	103	21	15	216
029 NU10 NEW UNDERWOOD	191	267	155	136	749
030 S11 SCENIC COMM HALL	18	41	23	23	105
031 WA12 WASTA COMM CTR	28	42	19	18	107
032 R13 ROCHFORD HALL	32	32	12	15	91
033 CR14 EMANUEL LUTHERAN	31	48	11	13	103
034 WL15 WALL COMM CTR	372	342	135	139	988
035 Q17 QUINN COMM CHURCH	55	67	14	15	151
037 CA19 CAPUTA COMM HALL	148	141	52	40	381
Absentee	0	0	0	0	0
<b>Total</b>	<b>2,276</b>	<b>2,417</b>	<b>1,027</b>	<b>953</b>	<b>6,673</b>



Precinct Totals by Race Report  
11/05/2002

All Total Groups  
Pennington County

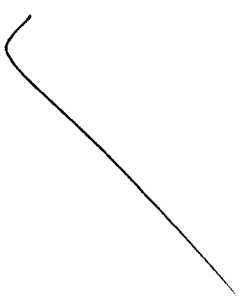
Race STATE REPRESENTATIVES DIST 32 Precinct	Votes by Candidate			Total
	JIM CROOKS -D	STAN ADELSTEIN -R	THOMAS L. HENNIES -R	
001 1-1 S. MIDDLE SCHOOL	250	636	752	1,638
002 1-2 S. MIDDLE SCHOOL	444	716	970	2,130
003 1-3 GRANDVIEW SCHOOL	648	1,275	1,571	3,494
005 2-1 COUNTY COURTHOUSE	369	462	560	1,391
008 2-4 S. MIDDLE SCHOOL	437	636	769	1,842
009 3-1 JACKSON HEIGHTS	301	496	696	1,493
020 5-4 W. PARK APTS	352	648	693	1,693
Absentee	0	0	0	0
<b>Total</b>	<b>2,801</b>	<b>4,869</b>	<b>6,011</b>	<b>13,681</b>



Precinct Totals by Race Report  
11/05/2002


Race  
STATE REPRESENTATIVES DIST 33

Precinct	Votes by Candidate			Total
	BRENDA McGLYNN -D	DONALD VAN ETTEN -R	MICHAEL T. BUCKINGHAM -R	
010 3-2 WHISPERING PINES	7	47	35	89
015 4-3 BETHEL ASSEMBLY	329	290	225	844
016 4-4 BETHEL ASSEMBLY	32	18	24	74
025 BB5 JOHNSON COMM HALL	290	722	530	1,542
026 CL6 CANYON LAKE CTR	150	243	163	556
027 BE8 BOX ELDER VFD	387	500	402	1,289
036 NH18 BETHEL ASSEMBLY	173	245	199	617
039 SL23 WHISPERING PINES	409	897	643	1,949
040 D24 DOTY COMM HALL	136	425	313	874
Absentee	0	0	0	0
<b>Total</b>	<b>1,913</b>	<b>3,387</b>	<b>2,534</b>	<b>7,834</b>



Precinct Totals by Race Report  
11/05/2002

Race Precinct	Votes by Candidate		Total
	ED McLAUGHLIN -R	ELIZABETH KRAUS -R	
011 3-3 WESTSIDE BAPTIST	841	694	1,535
012 3-4 SW MIDDLE SHOOL	1,723	1,388	3,111
013 4-1 BETHEL ASSEMBLY	318	258	576
017 5-1 S. CANYON SCHOOL	974	736	1,710
018 5-2 CANYON LAKE CTR	643	494	1,137
019 5-3 PINEDALE SCHOOL	1,162	857	2,019
041 3-3A MEADOWBRK SCHOOL	1,159	925	2,084
Absentee	0	0	0
<b>Total</b>	<b>6,820</b>	<b>5,352</b>	<b>12,172</b>

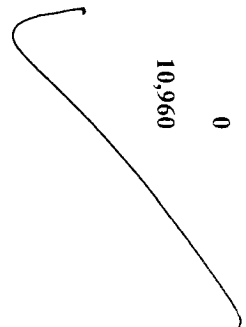




Precinct Totals by Race Report  
 11/05/2002

All Total Groups  
 Pennington County

Race Precinct	Votes by Candidate				Total
	ALICE MCCOY -R	JEFFREY HAVERLY -R	MIKE HOWE -D	THERESA SPRY -D	
004 1-4 OPEN BIBLE CENTER	160	134	95	71	460
006 2-2 OPEN BIBLE CENTER	197	194	138	94	623
007 2-3 BETHEL ASSEMBLY	501	350	393	385	1,629
014 4-2 BETHEL ASSEMBLY	790	620	757	760	2,927
038 RV21 OPEN BIBLE CTR	1,604	1,484	1,291	942	5,321
Absentee	0	0	0	0	0
<b>Total</b>	<b>3,252</b>	<b>2,782</b>	<b>2,674</b>	<b>2,252</b>	<b>10,960</b>



Precinct Totals by Race Report  
11/05/2002

Race COUNTY COMMISSIONER DIST 1 Precinct	Votes by Candidate		Total
	GREG JOHNSON -I	KENNETH L. DAVIS -R	
010 3-2 WHISPERING PINES	17	37	54
015 4-3 BETHEL ASSEMBLY	19	16	35
019 5-3 PINEDALE SCHOOL	709	786	1,495
021 HC1 MIDDLE SCHOOL	429	404	833
022 SIL2 SILVER CITY HALL	20	6	26
023 K3 KEYSTONE COMM CTR	167	176	343
024 RK4 ROCKERVILLE VFD	287	492	779
025 BB5 JOHNSON COMM HALL	418	585	1,003
026 CL6 CANYON LAKE CTR	140	201	341
032 R13 ROCHFORD HALL	23	27	50
039 SL23 WHISPERING PINES	615	604	1,219
040 D24 DOTY COMM HALL	258	294	552
Absentee	0	0	0
<b>Total</b>	<b>3,102</b>	<b>3,628</b>	<b>6,730</b>

Precinct Totals by Race Report  
11/05/2002

All Total Groups  
Pennington County

**Race**  
**CONSTITUTIONAL AMENDMENT A**

<u>Precinct</u>	<u>Votes by Candidate</u>		<u>Total</u>
	<u>NO</u>	<u>YES</u>	
001 1-1 S. MIDDLE SCHOOL	820	184	1,004
002 1-2 S. MIDDLE SCHOOL	999	355	1,354
003 1-3 GRANDVIEW SCHOOL	1,681	397	2,078
004 1-4 OPEN BIBLE CENTER	219	51	270
005 2-1 COUNTY COURTHOUSE	618	322	940
006 2-2 OPEN BIBLE CENTER	272	83	355
007 2-3 BETHEL ASSEMBLY	643	322	965
008 2-4 S. MIDDLE SCHOOL	903	297	1,200
009 3-1 JACKSON HEIGHTS	750	170	920
010 3-2 WHISPERING PINES	54	4	58
011 3-3 WESTSIDE BAPTIST	1,006	199	1,205
012 3-4 SW MIDDLE SHOOL	2,022	501	2,523
013 4-1 BETHEL ASSEMBLY	380	157	537
014 4-2 BETHEL ASSEMBLY	1,158	514	1,672
015 4-3 BETHEL ASSEMBLY	424	236	660
016 4-4 BETHEL ASSEMBLY	45	15	60
017 5-1 S. CANYON SCHOOL	1,147	338	1,485
018 5-2 CANYON LAKE CTR	775	284	1,059
019 5-3 PINEDALE SCHOOL	1,358	309	1,667
020 5-4 W. PARK APTS	790	252	1,042

Precinct Totals by Race Report  
11/05/2002

<u>Race</u> <u>Precinct</u>	<u>CONSTITUTIONAL AMENDMENT A</u>		<u>NO</u>	<u>YES</u>	<u>Total</u>
	<u>Notes by Candidate</u>				
021 HC1 MIDDLE SCHOOL			669	222	891
022 SIL2 SILVER CITY HALL			29	8	37
023 K3 KEYSTONE COMM CTR			275	100	375
024 RK4 ROCKERVILLE VFD			719	158	877
025 BB5 JOHNSON COMM HALL			852	205	1,057
026 CL6 CANYON LAKE CTR			295	97	392
027 BE8 BOX ELDER VFD			655	250	905
028 SC9 MARY ANN GILMORE			100	25	125
029 NU10 NEW UNDERWOOD			345	73	418
030 S11 SCENIC COMM HALL			48	14	62
031 WA12 WASTA COMM CTR			44	21	65
032 RI3 ROCHFORD HALL			33	18	51
033 CR14 EMANUEL LUTHERAN			43	18	61
034 WL15 WALL COMM CTR			471	95	566
035 Q17 QUINN COMM CHURCH			57	18	75
036 NH18 BETHEL ASSEMBLY			315	122	437
037 CA19 CAPUTA COMM HALL			167	55	222
038 RV21 OPEN BIBLE CTR			2,261	795	3,056
039 SL23 WHISPERING PINES			1,102	230	1,332
040 D24 DOTY COMM HALL			471	104	575

Precinct Totals by Race Report  
11/05/2002

<u>Race</u> <u>Precinct</u>	<u>Votes by Candidate</u>		
	NO	YES	Total
041 3-3A MEADOWBRK SCHOOL	1,382	301	1,683
Absentee	0	0	0
<b>Total</b>	<b>26,397</b>	<b>7,919</b>	<b>34,316</b>

Precinct Totals by Race Report  
11/05/2002

All Total Groups  
Pennington County

Race CONSTITUTIONAL AMENDMENT B Precinct	Votes by Candidate		Total
	NO	YES	
001 1-1 S. MIDDLE SCHOOL	577	371	948
002 1-2 S. MIDDLE SCHOOL	839	460	1,299
003 1-3 GRANDVIEW SCHOOL	1,300	683	1,983
004 1-4 OPEN BIBLE CENTER	182	78	260
005 2-1 COUNTY COURTHOUSE	536	340	876
006 2-2 OPEN BIBLE CENTER	215	121	336
007 2-3 BETHEL ASSEMBLY	564	369	933
008 2-4 S. MIDDLE SCHOOL	735	409	1,144
009 3-1 JACKSON HEIGHTS	562	318	880
010 3-2 WHISPERING PINES	33	24	57
011 3-3 WESTSIDE BAPTIST	684	458	1,142
012 3-4 SW MIDDLE SHOO	1,431	976	2,407
013 4-1 BETHEL ASSEMBLY	337	185	522
014 4-2 BETHEL ASSEMBLY	1,020	608	1,628
015 4-3 BETHEL ASSEMBLY	389	253	642
016 4-4 BETHEL ASSEMBLY	36	25	61
017 5-1 S. CANYON SCHOOL	889	532	1,421
018 5-2 CANYON LAKE CTR	629	386	1,015
019 5-3 PINEDALE SCHOOL	1,003	588	1,591
020 5-4 W. PARK APTS	566	421	987

Precinct Totals by Race Report  
11/05/2002

**Race**  
**CONSTITUTIONAL AMENDMENT B**

<u>Precinct</u>	<u>Votes by Candidate</u>		<u>Total</u>
	<u>NO</u>	<u>YES</u>	
021 HC1 MIDDLE SCHOOL	533	310	843
022 SIL2 SILVER CITY HALL	21	15	36
023 K3 KEYSTONE COMM CTR	227	130	357
024 RK4 ROCKERVILLE VFD	512	336	848
025 BB5 JOHNSON COMM HALL	627	389	1,016
026 CL6 CANYON LAKE CTR	220	144	364
027 BE8 BOX ELDER VFD	556	323	879
028 SC9 MARY ANN GILMORE	73	46	119
029 NU10 NEW UNDERWOOD	285	115	400
030 S11 SCENIC COMM HALL	46	14	60
031 WA12 WASTA COMM CTR	43	21	64
032 R13 ROCHEFORD HALL	34	16	50
033 CR14 EMANUEL LUTHERAN	39	17	56
034 WL15 WALL COMM CTR	388	152	540
035 Q17 QUINN COMM CHURCH	54	17	71
036 NH18 BETHEL ASSEMBLY	287	141	428
037 CA19 CAPUTA COMM HALL	128	78	206
038 RV21 OPEN BIBLE CTR	1,945	1,009	2,954
039 SL23 WHISPERING PINES	743	535	1,278
040 D24 DOTY COMM HALL	338	206	544

Precinct Totals by Race Report  
11/05/2002

<u>Race</u>	<u>Precinct</u>	<u>Votes by Candidate</u>		
		NO	YES	Total
	041 3-3A MEADOWBRK SCHOOL	1,015	582	1,597
Absentee		0	0	0
<b>Total</b>		<b>20,641</b>	<b>12,201</b>	<b>32,842</b>



Precinct Totals by Race Report  
11/05/2002

Race  
CONSTITUTIONAL AMENDMENT C

<u>Precinct</u>	<u>Votes by Candidate</u>		<u>Total</u>
	<u>NO</u>	<u>YES</u>	
001 1-1 S. MIDDLE SCHOOL	389	589	978
002 1-2 S. MIDDLE SCHOOL	569	738	1,307
003 1-3 GRANDVIEW SCHOOL	845	1,158	2,003
004 1-4 OPEN BIBLE CENTER	130	126	256
005 2-1 COUNTY COURTHOUSE	415	491	906
006 2-2 OPEN BIBLE CENTER	146	195	341
007 2-3 BETHEL ASSEMBLY	425	505	930
008 2-4 S. MIDDLE SCHOOL	555	608	1,163
009 3-1 JACKSON HEIGHTS	393	491	884
010 3-2 WHISPERING PINES	28	28	56
011 3-3 WESTSIDE BAPTIST	478	688	1,166
012 3-4 SW MIDDLE SHOO	1,005	1,438	2,443
013 4-1 BETHEL ASSEMBLY	253	270	523
014 4-2 BETHEL ASSEMBLY	795	828	1,623
015 4-3 BETHEL ASSEMBLY	303	332	635
016 4-4 BETHEL ASSEMBLY	29	29	58
017 5-1 S. CANYON SCHOOL	661	763	1,424
018 5-2 CANYON LAKE CTR	478	549	1,027
019 5-3 PINEDALE SCHOOL	763	851	1,614
020 5-4 W. PARK APTS	418	585	1,003

Precinct Totals by Race Report  
11/05/2002

All Total Groups  
Pennington County

Race CONSTITUTIONAL AMENDMENT C Precinct	Votes by Candidate		Total
	NO	YES	
021 HCI MIDDLE SCHOOL	387	474	861
022 SIL2 SILVER CITY HALL	12	24	36
023 K3 KEYSTONE COMM CTR	187	178	365
024 RK4 ROCKERVILLE VFD	359	494	853
025 BB5 JOHNSON COMM HALL	444	585	1,029
026 CL6 CANYON LAKE CTR	146	230	376
027 BE8 BOX ELDER VFD	396	479	875
028 SC9 MARY ANN GILMORE	52	69	121
029 NU10 NEW UNDERWOOD	224	177	401
030 S11 SCENIC COMM HALL	30	28	58
031 W/A12 WASTA COMM CTR	36	28	64
032 R13 ROCHFORD HALL	29	23	52
033 CR14 EMANUEL LUTHERAN	28	29	57
034 WL15 WALL COMM CTR	291	249	540
035 Q17 QUINN COMM CHURCH	33	35	68
036 NH18 BETHEL ASSEMBLY	211	223	434
037 CA19 CAPUTA COMM HALL	109	103	212
038 RV21 OPEN BIBLE CTR	1,389	1,600	2,989
039 SL23 WHISPERING PINES	492	812	1,304
040 D24 DOTY COMM HALL	240	322	562

Precinct Totals by Race Report  
11/05/2002

Race CONSTITUTIONAL AMENDMENT C <u>Precinct</u>	<u>Votes by Candidate</u>		Total
	NO	YES	
041 3-3A MEADOWBRK SCHOOL	673	953	1,626
Absentee	0	0	0
<b>Total</b>	<b>14,846</b>	<b>18,377</b>	<b>33,223</b>

Precinct Totals by Race Report  
11/05/2002

All Total Groups  
Pennington County

Race INITIATED MEASURE 1 Precinct	Votes by Candidate		
	NO	YES	Total
001 1-1 S. MIDDLE SCHOOL	632	369	1,001
002 1-2 S. MIDDLE SCHOOL	767	589	1,356
003 1-3 GRANDVIEW SCHOOL	1,237	835	2,072
004 1-4 OPEN BIBLE CENTER	162	108	270
005 2-1 COUNTY COURTHOUSE	415	517	932
006 2-2 OPEN BIBLE CENTER	198	155	353
007 2-3 BETHEL ASSEMBLY	437	537	974
008 2-4 S. MIDDLE SCHOOL	622	581	1,203
009 3-1 JACKSON HEIGHTS	520	405	925
010 3-2 WHISPERING PINES	43	17	60
011 3-3 WESTSIDE BAPTIST	711	493	1,204
012 3-4 SW MIDDLE SHOO	1,353	1,183	2,536
013 4-1 BETHEL ASSEMBLY	259	277	536
014 4-2 BETHEL ASSEMBLY	833	869	1,702
015 4-3 BETHEL ASSEMBLY	297	365	662
016 4-4 BETHEL ASSEMBLY	27	35	62
017 5-1 S. CANYON SCHOOL	819	649	1,468
018 5-2 CANYON LAKE CTR	524	541	1,065
019 5-3 PINEDALE SCHOOL	947	721	1,668
020 5-4 W. PARK APTS	479	567	1,046

Precinct Totals by Race Report  
 11/05/2002

All Total Groups  
 Pennington County

Race INITIATED MEASURE 1 Precinct	Votes by Candidate		Total
	NO	YES	
021 HC1 MIDDLE SCHOOL	428	464	892
022 SIL2 SILVER CITY HALL	18	19	37
023 K3 KEYSTONE COMM CTR	201	174	375
024 RK4 ROCKERVILLE VFD	487	387	874
025 BB5 JOHNSON COMM HALL	579	480	1,059
026 CL6 CANYON LAKE CTR	178	209	387
027 BE8 BOX ELDER VFD	472	432	904
028 SC9 MARY ANN GILMORE	71	52	123
029 NU10 NEW UNDERWOOD	260	164	424
030 S11 SCENIC COMM HALL	36	26	62
031 WA12 WASTA COMM CTR	30	36	66
032 R13 ROCHFORD HALL	27	25	52
033 CR14 EMANUEL LUTHERAN	24	36	60
034 WL15 WALL COMM CTR	376	197	573
035 Q17 QUINN COMM CHURCH	40	36	76
036 NH18 BETHEL ASSEMBLY	226	214	440
037 CA19 CAPUTA COMM HALL	114	105	219
038 RV21 OPEN BIBLE CTR	1,669	1,411	3,080
039 SL23 WHISPERING PINES	736	599	1,335
040 D24 DOTY COMM HALL	320	250	570

Precinct Totals by Race Report  
11/05/2002

Race INITIATED MEASURE 1 <u>Precinct</u>	<u>Votes by Candidate</u>		
	NO	YES	Total
041 3-3A MEADOWBRK SCHOOL	921	760	1,681
Absentee	0	0	0
<b>Total</b>	<b>18,495</b>	<b>15,889</b>	<b>34,384</b>