




STATE OF SOUTH DAKOTA )  
 )  
COUNTY OF PENNINGTON )


CERTIFICATE


We, De Glassgow, Gale Holbrook, Ethan Schmidt, Nancy Trautman, Brenda Young the County Board of Canvassers in Pennington County for the Primary Election held on June 08, 2010, hereby certify that the foregoing is a true abstract of the votes cast in the jurisdiction of Pennington County, South Dakota, at the election as shown by the returns certified to the person in charge of the election.

  
\_\_\_\_\_  
De Glassgow


  
\_\_\_\_\_  
Nancy J. Trautman

  
\_\_\_\_\_  
Brenda Young

  
\_\_\_\_\_  
Absent - Gale Holbrook



Sworn to before me this 11 day of June, 2010.

  
\_\_\_\_\_  
Julie Pearson, County Auditor  
Pennington County, South Dakota













NON

Alderman - Rapid City, Ward 5		Alderman - Wall, Ward 2		Alderman - Wall, Ward 3			Trustee - Wasta			Trustee - Quinn																								
Ron Sasso	573	29.16%	Bonny Petersen	665	33.84%	Total	1,965	Stan E Anderson	81	65.85%	Lyle L. Williams	42	34.15%	Total	123	Jerry A. Morgan	64	71.91%	Merlin Doyle	25	28.09%	Total	88	Kari Wells	12	32.43%	Justin Crawford	25	67.57%	Total	37	Kelly Jones	11	33.33%
<b>Total</b>	<b>573</b>	<b>29.16%</b>	<b>Total</b>	<b>665</b>	<b>33.84%</b>	<b>Total</b>	<b>1,965</b>	<b>Total</b>	<b>123</b>	<b>123</b>	<b>Total</b>	<b>88</b>	<b>Total</b>	<b>37</b>	<b>Total</b>	<b>37</b>	<b>Total</b>	<b>11</b>	<b>11</b>	<b>33.33%</b>	<b>33.33%</b>													



NON		
Trustee - Quinn		
Patty Coleman	22	33
Total	66.67%	

		REP										State Senator - 30		
		United States Representative					Governor							
	Kristi Noem	Blake Curd	Chris Nelson	Total	Dave Knudson	Scott Munsterman	Dennis Dugaard	Ken Knuppe	Gordon Howe	Total	George Ferebee	Bruce Rempelberg	Total	
1-1	222	141	157	520	131	61	236	17	85	530	0	0	0	
1-2	141	100	88	329	50	64	139	9	69	331	0	0	0	
1-3	277	181	191	649	105	94	342	26	104	671	0	0	0	
1-4	46	25	32	103	18	7	69	1	11	106	0	0	0	
2-1	64	38	39	141	20	26	59	7	33	145	0	0	0	
2-2	25	27	16	68	8	9	37	1	13	68	0	0	0	
2-3	57	46	49	152	30	24	44	7	52	157	0	0	0	
2-4	104	73	72	249	40	44	91	18	59	252	0	0	0	
2-5	24	10	20	54	12	5	25	6	7	55	0	0	0	
3-1	111	75	109	295	96	30	121	6	49	302	0	0	0	
3-2	59	49	38	146	36	9	91	1	13	150	0	0	0	
3-3	228	127	139	494	127	50	265	3	65	510	0	0	0	
3-4	238	142	148	528	132	39	290	17	55	533	0	0	0	
3-5	264	156	163	583	126	71	328	11	59	595	0	0	0	
3-6	76	30	29	135	34	14	77	3	9	137	0	0	0	
3-7	63	55	39	157	33	18	72	10	30	163	0	0	0	
4-1	45	26	22	93	12	16	49	1	16	94	0	0	0	
4-2	144	96	96	336	44	57	134	11	98	344	0	0	0	
4-3	122	63	63	248	50	31	104	15	52	252	0	0	0	
4-4	22	21	19	62	7	4	38	6	7	62	0	0	0	
5-1	189	113	106	408	83	50	207	10	66	416	0	0	0	
5-2	39	32	31	102	12	17	65	3	9	106	0	0	0	
5-3	223	169	159	547	119	59	288	14	74	554	0	0	0	
5-4	133	82	84	299	79	35	144	13	38	309	0	0	0	
5-5	71	36	37	143	21	23	55	3	44	146	0	0	0	
BE30	2	2	3	7	0	0	1	0	6	7	3	4	7	
BE33	67	48	43	159	14	13	78	6	49	160	0	0	0	
BE35	5	4	6	15	5	2	5	0	3	15	0	0	0	
CA19	57	9	11	77	8	11	24	13	23	79	22	46	68	
CL6	68	34	40	142	18	12	80	5	33	148	0	0	0	
CR14	19	8	5	32	4	2	4	7	15	32	21	6	27	
DG7	41	14	15	70	13	10	30	6	12	71	0	0	0	
DT24	99	70	53	222	53	24	107	4	38	226	0	0	0	
HC1	135	68	95	298	40	31	154	9	79	313	128	151	279	
HR9	49	11	19	79	10	13	29	13	19	84	36	44	80	
JS5	250	101	98	450	59	66	212	9	112	458	0	0	0	

	REP																
	State Senator - 33					State Representative - 34					County Commissioner - District 1					County Commissioner - District 3	
	Elizabeth Kraus	J.P. Duniphan	Total	Debra D. Watson	Dan Dryden	David Lust	Total	Karen A. Murphy	David Gray	Ken Davis	Total	Ehan W Schmidt	Don Holloway				
1-1	0	0	0	0	0	0	0	0	0	0	0	0	0	0			
1-2	0	0	0	0	0	0	0	0	0	0	0	0	0	0			
1-3	0	0	0	0	0	0	0	0	0	0	0	0	0	0			
1-4	0	0	0	0	0	0	0	0	0	0	0	0	0	0			
2-1	0	0	0	0	0	0	0	0	0	0	0	0	0	0			
2-2	0	0	0	0	0	0	0	0	0	0	0	0	0	0			
2-3	0	0	0	0	0	0	0	0	0	0	0	0	0	0			
2-4	0	0	0	0	0	0	0	0	0	0	0	0	0	0			
2-5	0	0	0	0	0	0	0	0	0	0	0	0	0	0			
3-1	0	0	0	0	0	0	0	0	0	0	0	0	0	0			
3-2	105	38	143	0	0	0	0	0	0	0	0	0	0	0			
3-3	0	0	0	161	215	303	679	0	0	0	0	0	0	0			
3-4	0	0	0	207	209	341	757	0	0	0	0	0	0	0			
3-5	0	0	0	221	255	358	834	0	0	0	0	0	0	0			
3-6	0	0	0	49	63	85	197	0	0	0	0	0	0	0			
3-7	0	0	0	61	70	81	212	0	0	0	0	0	0	0			
4-1	0	0	0	36	52	37	125	0	0	0	0	0	0	0			
4-2	0	0	0	0	0	0	0	0	0	0	0	0	0	0			
4-3	184	61	245	0	0	0	0	0	0	0	0	0	0	0			
4-4	45	15	60	0	0	0	0	0	0	0	0	0	0	0			
5-1	0	0	0	177	165	261	603	0	0	0	0	0	0	0			
5-2	0	0	0	43	40	55	138	0	0	0	0	0	0	0			
5-3	0	0	0	212	280	320	812	91	197	213	501	0	0	0			
5-4	0	0	0	0	0	0	0	0	0	0	0	0	0	0			
5-5	0	0	0	59	83	57	199	0	0	0	0	0	0	0			
BE30	0	0	0	0	0	0	0	0	0	0	0	0	0	0			
BE33	103	54	157	0	0	0	0	0	0	0	0	0	0	0			
BE35	0	0	0	0	0	0	0	0	0	0	0	0	0	0			
CA19	0	0	0	0	0	0	0	0	0	0	0	0	0	0			
CL6	111	31	142	0	0	0	0	18	46	67	131	0	0	0			
CR14	0	0	0	0	0	0	0	0	0	0	0	0	0	0			
DG7	53	14	67	0	0	0	0	0	0	0	0	0	0	0			
DT24	160	61	221	0	0	0	0	45	56	107	208	0	0	0			
HC1	0	0	0	0	0	0	0	74	175	61	310	0	0	0			
HR9	0	0	0	0	0	0	0	0	0	0	0	0	0	0			
JS5	349	100	449	0	0	0	0	68	100	262	430	0	0	0			

County Commission		REP											
		Precinct Committeeman - Precinct 5-1			Precinct Committeeman - Precinct 1-1			Precinct Committeewoman - Precinct 1-1				Precinct Committeewoman - Precinct 1-1	
		Richard L. Hoff	Quentin L. Riggins	Total	Alan Hanks	Stephen J. Wesolick	Total	Bard Hanks	Lyndsay Smith	Lisa Wesolick	Total	Suzanne White	Roberta (Bobbi) Drewes
1-1	0	0	0	0	280	207	487	155	162	119	436	0	0
1-2	0	0	0	0	0	0	0	0	0	0	0	0	0
1-3	644	0	0	0	0	0	0	0	0	0	0	0	0
1-4	0	0	0	0	0	0	0	0	0	0	0	0	0
2-1	140	0	0	0	0	0	0	0	0	0	0	0	0
2-2	0	0	0	0	0	0	0	0	0	0	0	0	0
2-3	0	0	0	0	0	0	0	0	0	0	0	0	0
2-4	243	0	0	0	0	0	0	0	0	0	0	0	0
2-5	0	0	0	0	0	0	0	0	0	0	0	0	0
3-1	289	0	0	0	0	0	0	0	0	0	0	0	0
3-2	0	0	0	0	0	0	0	0	0	0	0	0	0
3-3	498	0	0	0	0	0	0	0	0	0	0	0	0
3-4	0	0	0	0	0	0	0	0	0	0	0	0	0
3-5	0	0	0	0	0	0	0	0	0	0	0	0	0
3-6	0	0	0	0	0	0	0	0	0	0	0	0	0
3-7	0	0	0	0	0	0	0	0	0	0	0	0	0
4-1	0	0	0	0	0	0	0	0	0	0	0	0	0
4-2	0	0	0	0	0	0	0	0	0	0	0	0	0
4-3	0	0	0	0	0	0	0	0	0	0	0	0	0
4-4	0	0	0	0	0	0	0	0	0	0	0	0	0
5-1	0	190	67	257	0	0	0	0	0	0	0	253	90
5-2	0	0	0	0	0	0	0	0	0	0	0	0	0
5-3	0	0	0	0	0	0	0	0	0	0	0	0	0
5-4	299	0	0	0	0	0	0	0	0	0	0	0	0
5-5	0	0	0	0	0	0	0	0	0	0	0	0	0
BE30	0	0	0	0	0	0	0	0	0	0	0	0	0
BE33	0	0	0	0	0	0	0	0	0	0	0	0	0
BE35	0	0	0	0	0	0	0	0	0	0	0	0	0
CA19	0	0	0	0	0	0	0	0	0	0	0	0	0
CL6	0	0	0	0	0	0	0	0	0	0	0	0	0
CR14	0	0	0	0	0	0	0	0	0	0	0	0	0
DG7	0	0	0	0	0	0	0	0	0	0	0	0	0
DT24	0	0	0	0	0	0	0	0	0	0	0	0	0
FC1	0	0	0	0	0	0	0	0	0	0	0	0	0
FR9	0	0	0	0	0	0	0	0	0	0	0	0	0
JS5	0	0	0	0	0	0	0	0	0	0	0	0	0

REP						
Precinct	Precinct Committeewoman - Precinct 3-4		Precinct Committeewoman - Precinct 1-3			Total
	Janine Farrar	Dianne Nelson	Total	Kimberly K. Traphagen	Heather Gosch	
1-1	0	0	0	0	0	0
1-2	0	0	0	0	0	0
1-3	0	0	0	120	327	447
1-4	0	0	0	0	0	0
2-1	0	0	0	0	0	0
2-2	0	0	0	0	0	0
2-3	0	0	0	0	0	0
2-4	0	0	0	0	0	0
2-5	0	0	0	0	0	0
3-1	0	0	0	0	0	0
3-2	0	0	0	0	0	0
3-3	0	0	0	0	0	0
3-4	0	99	259	0	0	358
3-5	343	0	0	0	0	0
3-6	0	0	0	0	0	0
3-7	0	0	0	0	0	0
4-1	0	0	0	0	0	0
4-2	0	0	0	0	0	0
4-3	0	0	0	0	0	0
4-4	0	0	0	0	0	0
5-1	0	0	0	0	0	0
5-2	0	0	0	0	0	0
5-3	0	0	0	0	0	0
5-4	0	0	0	0	0	0
5-5	0	0	0	0	0	0
BE30	0	0	0	0	0	0
BE33	0	0	0	0	0	0
BE35	0	0	0	0	0	0
CA19	0	0	0	0	0	0
CL6	0	0	0	0	0	0
CR14	0	0	0	0	0	0
DG7	0	0	0	0	0	0
DT24	0	0	0	0	0	0
HC1	0	0	0	0	0	0
HR9	0	0	0	0	0	0
JS5	0	0	0	0	0	0

REP													
United States Representative				Governor				State Senator - 30					
Kristi Noem	Blake Curd	Chris Nelson	Total	Dave Knudson	Scott Munsterman	Dennis Daugaard	Ken Knuppe	Gordon Howie	Total	George Ferebee	Bruce Rempelberg	Total	
K3	66	30	42	138	22	9	68	11	33	143	68	61	129
NH18	34	25	19	78	11	10	31	2	25	79	0	0	0
NU10	64	31	39	134	14	18	21	58	29	140	62	64	126
Q17	29	5	10	44	5	1	9	5	24	44	26	13	39
R13	11	4	3	18	5	2	2	1	8	18	16	1	17
RK4	171	90	101	362	44	38	185	16	84	367	105	229	334
RVE1	71	45	43	159	14	16	65	6	61	162	0	0	0
RVFD	66	27	38	131	15	5	73	3	35	131	0	0	0
RVS1	70	52	50	172	25	20	76	6	48	175	0	0	0
RVV1	75	40	32	147	15	31	54	7	42	149	0	0	0
SC11	13	5	4	22	3	4	2	11	5	25	15	7	22
WA12	16	8	7	31	5	6	6	5	7	29	12	15	27
WL15	155	53	54	262	46	14	121	28	54	263	110	114	224
WP23	219	111	114	444	98	51	213	14	79	455	0	0	0
Total	4,839	2,804	2,891	10,534	1,971	1,266	5,020	464	2,040	10,761	624	755	1,379



County Commissi District	REP												
	Precinct Committeeman - Precinct 5-1		Precinct Committeeman - Precinct 1-1		Precinct Committeewoman - Precinct 1-1				Precinct Committeewoman - Precinct 2-2				
Total	190	67	257	280	207	487	155	162	119	436	253	90	
K3	0	0	0	0	0	0	0	0	0	0	0	0	
NH18	0	0	0	0	0	0	0	0	0	0	0	0	
NU10	0	0	0	0	0	0	0	0	0	0	0	0	
Q17	0	0	0	0	0	0	0	0	0	0	0	0	
R13	0	0	0	0	0	0	0	0	0	0	0	0	
RK4	0	0	0	0	0	0	0	0	0	0	0	0	
RVE1	0	0	0	0	0	0	0	0	0	0	0	0	
RVFD	0	0	0	0	0	0	0	0	0	0	0	0	
RVS1	0	0	0	0	0	0	0	0	0	0	0	0	
RWV1	0	0	0	0	0	0	0	0	0	0	0	0	
SC11	0	0	0	0	0	0	0	0	0	0	0	0	
WA12	0	0	0	0	0	0	0	0	0	0	0	0	
WL15	0	0	0	0	0	0	0	0	0	0	0	0	
WP23	0	0	0	0	0	0	0	0	0	0	0	0	
Total	2,113	190	67	257	280	207	487	155	162	119	436	253	90



REP						
Precinct Committee	Precinct Committee woman - Precinct 3-4			Precinct Committee woman - Precinct 1-3		
	Janine Farrar	Dianne Nelson	Total	Kimberly K Traphagen	Heather Gosch	Total
K3	0	0	0	0	0	0
NH18	0	0	0	0	0	0
NU10	0	0	0	0	0	0
Q17	0	0	0	0	0	0
R13	0	0	0	0	0	0
RK4	0	0	0	0	0	0
RVE1	0	0	0	0	0	0
RVFD	0	0	0	0	0	0
RVS1	0	0	0	0	0	0
RVV1	0	0	0	0	0	0
SC11	0	0	0	0	0	0
WA12	0	0	0	0	0	0
ML15	0	0	0	0	0	0
MP23	0	0	0	0	0	0
<b>Total</b>	<b>343</b>	<b>99</b>	<b>259</b>	<b>358</b>	<b>120</b>	<b>447</b>

NON

	School Board Member - 16-1				School Board Member - 51-2				School Board Member - 51-4				School Board Member - 51-4	
	Tim Wicks	Roni Petik	Larry A Vickers	Total	Owen Wiederhold	Mike Welu	Kris Knapp	Total	Brad Otten	Barbara Doshier	Total	Daphne Richards-Cook	Jeff Nelsen	
1-1	0	0	0	0	0	0	0	0	0	0	0	0	0	
1-2	0	0	0	0	0	0	0	0	0	0	0	0	0	
1-3	0	0	0	0	0	0	0	0	0	0	0	0	0	
1-4	0	0	0	0	0	0	0	0	0	0	0	0	0	
3-1	0	0	0	0	0	0	0	160	0	322	0	0	0	
3-2	0	0	0	0	0	0	0	0	0	0	44	0	120	
3-3	0	0	0	0	0	0	0	243	0	488	0	0	0	
3-4	0	0	0	0	0	0	0	245	0	503	0	0	0	
3-5	0	0	0	0	0	0	0	327	0	590	0	0	0	
3-6	0	0	0	0	0	0	0	0	0	0	41	0	96	
3-7	0	0	0	0	0	0	0	101	0	206	0	0	0	
4-1	0	0	0	0	0	0	0	0	0	0	0	0	0	
4-2	0	0	0	0	0	0	0	0	0	0	0	0	0	
4-3	0	0	0	0	0	0	0	0	0	0	0	0	0	
4-4	0	0	0	0	0	0	0	0	0	0	0	0	0	
5-1	0	0	0	0	0	0	0	0	0	0	0	0	0	
5-2	0	0	0	0	0	0	0	0	0	0	0	0	0	
5-3	0	0	0	0	0	0	0	0	0	0	0	0	0	
5-4	0	0	0	0	0	0	0	0	0	0	0	0	0	
5-5	0	0	0	0	0	0	0	0	0	0	0	0	0	
CL6	0	0	0	0	0	0	0	0	0	0	0	0	0	
DT24	0	0	0	0	0	0	0	0	0	0	0	31	92	
HC1	0	0	0	0	248	191	264	703	0	0	0	49	158	
HF8	2	2	0	4	0	0	0	0	0	0	0	0	0	
JS5	0	0	0	0	31	18	52	101	0	0	0	80	265	
K3	7	8	18	33	47	33	90	170	0	0	0	0	0	
Q17	0	0	0	0	0	0	0	0	0	0	0	0	0	
R13	0	0	0	0	10	3	13	26	0	0	0	0	0	
RK4	0	0	0	0	0	0	0	0	0	0	0	75	224	
WA12	0	0	0	0	0	0	0	0	0	0	0	0	0	
WL15	0	0	0	0	0	0	0	0	0	0	0	0	0	
WP23	0	0	0	0	0	0	0	0	0	0	0	0	0	
Total	9	10	18	37	336	245	419	1,000	1,076	1,033	2,109	433	1,279	

NON												
School Board Member	Mayor - Hill City			Alderman - Rapid City, Ward 1			Alderman - Rapid City, Ward 4			Alderman - Rapid City, Ward 3		
	Dan Maxfield	Tana Nichols	Total	Gary L. Brown	Patti Martinson	Total	Lloyd LaCroix	John B. Roberts	Jordan Mason	Total	Lori Lizen	Clark Jones
1-1	0	0	0	463	156	619	0	0	0	0	0	0
1-2	0	0	0	235	183	418	0	0	0	0	0	0
1-3	0	0	0	555	276	831	0	0	0	0	0	0
1-4	0	0	0	79	44	123	0	0	0	0	0	0
3-1	0	0	0	0	0	0	0	0	0	0	111	47
3-2	164	0	0	0	0	0	0	0	0	0	72	14
3-3	0	0	0	0	0	0	0	0	0	0	166	33
3-4	0	0	0	0	0	0	0	0	0	0	178	35
3-5	0	0	0	0	0	0	0	0	0	0	204	60
3-6	137	0	0	0	0	0	0	0	0	0	39	17
3-7	0	0	0	0	0	0	0	0	0	0	72	46
4-1	0	0	0	0	0	0	36	41	64	141	0	0
4-2	0	0	0	0	0	0	155	158	261	574	0	0
4-3	0	0	0	0	0	0	75	114	162	351	0	0
4-4	0	0	0	0	0	0	24	21	33	78	0	0
5-1	0	0	0	0	0	0	0	0	0	0	0	0
5-2	0	0	0	0	0	0	0	0	0	0	0	0
5-3	0	0	0	0	0	0	0	0	0	0	0	0
5-4	0	0	0	0	0	0	0	0	0	0	0	0
5-5	0	0	0	0	0	0	0	0	0	0	0	0
CL6	123	0	0	0	0	0	0	0	0	0	0	0
DT24	207	0	0	0	0	0	0	0	0	0	0	0
HC1	0	148	61	209	0	0	0	0	0	0	0	0
HR9	0	0	0	0	0	0	0	0	0	0	0	0
JS5	345	0	0	0	0	0	0	0	0	0	0	0
K3	0	0	0	0	0	0	0	0	0	0	0	0
Q17	0	0	0	0	0	0	0	0	0	0	0	0
RT3	0	0	0	0	0	0	0	0	0	0	0	0
RK4	299	0	0	0	0	0	0	0	0	0	0	0
WA12	0	0	0	0	0	0	0	0	0	0	0	0
WL15	0	0	0	0	0	0	0	0	0	0	0	0
WP23	437	0	0	0	0	0	0	0	0	0	0	0
Total	1,712	148	61	209	1,332	1,991	290	334	520	1,144	842	252

NON												
Alderman - Rapid City, Ward 3			Alderman - Rapid City, Ward 5						Alderman - Wall, Ward 2			Alderman - Wall, Ward 5
Dave Davis	Joseph Budd	Michael Stanley	Frank Robbins	Jody Harold Speck	Ron Sasso	Bonny Petersen	Total	Stan E Anderson	Lyle L. Williams	Total	Jerry A. Morgan	
1-1	0	0	0	0	0	0	0	0	0	0	0	0
1-2	0	0	0	0	0	0	0	0	0	0	0	0
1-3	0	0	0	0	0	0	0	0	0	0	0	0
1-4	0	0	0	0	0	0	0	0	0	0	0	0
3-1	219	377	0	0	0	0	0	0	0	0	0	0
3-2	101	187	0	0	0	0	0	0	0	0	0	0
3-3	396	595	0	0	0	0	0	0	0	0	0	0
3-4	396	609	0	0	0	0	0	0	0	0	0	0
3-5	444	708	0	0	0	0	0	0	0	0	0	0
3-6	99	155	0	0	0	0	0	0	0	0	0	0
3-7	126	244	0	0	0	0	0	0	0	0	0	0
4-1	0	0	0	0	0	0	0	0	0	0	0	0
4-2	0	0	0	0	0	0	0	0	0	0	0	0
4-3	0	0	0	0	0	0	0	0	0	0	0	0
4-4	0	0	0	0	0	0	0	0	0	0	0	0
5-1	0	14	64	37	45	169	152	481	0	0	0	0
5-2	0	7	10	12	17	41	43	130	0	0	0	0
5-3	0	32	67	37	91	236	190	653	0	0	0	0
5-4	0	12	93	21	59	91	219	495	0	0	0	0
5-5	0	26	16	41	26	36	61	206	0	0	0	0
CL6	0	0	0	0	0	0	0	0	0	0	0	0
DT24	0	0	0	0	0	0	0	0	0	0	0	0
HC1	0	0	0	0	0	0	0	0	0	0	0	0
HR9	0	0	0	0	0	0	0	0	0	0	0	0
JS5	0	0	0	0	0	0	0	0	0	0	0	0
K3	0	0	0	0	0	0	0	0	0	0	0	0
Q17	0	0	0	0	0	0	0	0	0	0	0	0
R13	0	0	0	0	0	0	0	0	0	0	0	0
RK4	0	0	0	0	0	0	0	0	0	0	0	0
WA12	0	0	0	0	0	0	0	0	0	0	0	0
WL15	0	0	0	0	0	0	0	0	0	0	0	0
WP23	0	0	0	0	0	0	0	0	0	0	0	0
Total	1,781	2,875	91	250	148	573	665	1,965	81	42	123	64

MON											
Alderman - Wall, Ward 3			Trustee - Wasta				Trustee - Quinn				
Merlin Doyle	Total	Kari Wells	Justin Crawford	Total	Kelly Jones	Patty Coleman	Total				
1-1	0	0	0	0	0	0	0	0	0	0	0
1-2	0	0	0	0	0	0	0	0	0	0	0
1-3	0	0	0	0	0	0	0	0	0	0	0
1-4	0	0	0	0	0	0	0	0	0	0	0
3-1	0	0	0	0	0	0	0	0	0	0	0
3-2	0	0	0	0	0	0	0	0	0	0	0
3-3	0	0	0	0	0	0	0	0	0	0	0
3-4	0	0	0	0	0	0	0	0	0	0	0
3-5	0	0	0	0	0	0	0	0	0	0	0
3-6	0	0	0	0	0	0	0	0	0	0	0
3-7	0	0	0	0	0	0	0	0	0	0	0
4-1	0	0	0	0	0	0	0	0	0	0	0
4-2	0	0	0	0	0	0	0	0	0	0	0
4-3	0	0	0	0	0	0	0	0	0	0	0
4-4	0	0	0	0	0	0	0	0	0	0	0
5-1	0	0	0	0	0	0	0	0	0	0	0
5-2	0	0	0	0	0	0	0	0	0	0	0
5-3	0	0	0	0	0	0	0	0	0	0	0
5-4	0	0	0	0	0	0	0	0	0	0	0
5-5	0	0	0	0	0	0	0	0	0	0	0
OL6	0	0	0	0	0	0	0	0	0	0	0
DT24	0	0	0	0	0	0	0	0	0	0	0
HC1	0	0	0	0	0	0	0	0	0	0	0
FR9	0	0	0	0	0	0	0	0	0	0	0
JS5	0	0	0	0	0	0	0	0	0	0	0
X3	0	0	0	0	0	0	0	0	0	0	0
Q17	0	0	0	0	0	0	0	11	22	33	0
R13	0	0	0	0	0	0	0	0	0	0	0
PK4	0	0	0	0	0	0	0	0	0	0	0
WA12	0	0	12	25	37	0	0	0	0	0	0
WL15	25	89	0	0	0	0	0	0	0	0	0
WP23	0	0	0	0	0	0	0	0	0	0	0
Total	25	89	12	25	37	11	22	33	0	0	0