



State of South Dakota
County of Spink

We, Kenneth Buchholz, Hjalmer Tschetter, Lester Wienbar and Richard Mueller, appointed as the Board of Canvassers because of our positions on the governing board in the jurisdiction of Spink County for the General Election held on the 5th day of November, 2002, hereby certify that the attached is a true abstract of the votes cast in the jurisdiction of Spink County at the election as shown by the returns certified to the person in charge of the election.



Kenneth Buchholz, Commissioner


Hjalmer Tschetter, Commissioner


Lester Wienbar, Commissioner


Richard Mueller, Commissioner

Sworn to before me this 7th day of November 2002, at Redfield, South Dakota.


Cynthia Schultz, Deputy Auditor
Spink County, South Dakota

**SPINK COUNTY, SOUTH DAKOTA
GENERAL ELECTION NOVEMBER 5, 2002**

Total Number Voting 3633
Precincts Reporting 10 of 10 100.00%

U.S. SENATOR

JOHN THUNE -R	1519	42.04%
KURT EVANS -L	30	.83%
TIM JOHNSON -D	2064	57.12%

U.S. REPRESENTATIVE

WILLIAM J. JANKLOW -R	1796	49.86%
TERRY BEGAY -L	10	.27%
STEPHANIE HERSETH -D	1796	49.86%

GOVERNOR AND LIEUTENANT GOVERNOR

ROUNDS/DAUGAARD -R	2036	56.57%
BARTON/RISTY -L	10	.27%
ABBOTT/WILSON -D	1543	42.87%
CARLSON/BOSCH -I	10	.27%

SECRETARY OF STATE

CHRIS NELSON -R	1966	55.83%
ALEX MARTIN -L	60	1.70%
KATE LOOBY -D	1495	42.45%

ATTORNEY GENERAL

LARRY LONG -R	1618	45.80%
BOB NEWLAND -L	72	2.03%
RON VOLESKY -D	1842	52.15%

STATE AUDITOR

RICH SATTGAST -R	1562	45.96%
DICK BUTLER -D	1836	54.03%

STATE TREASURER

VERNON L. LARSON -R	2043	59.94%
SCOTT MCGREGOR -D	1365	40.05%

COMMISSIONER OF SCHOOL AND PUBLIC LANDS

ALAN AKER -R	1401	41.54%
WILLIAM R. STONE -L	64	1.89%
BRYCE HEALY -D	1907	56.55%

PUBLIC UTILITIES COMMISSIONER 6-YR

GARY HANSON -R	1809	51.98%
PAM NELSON -D	1671	48.01%

PUBLIC UTILITIES COMMISSIONER 4-YR

BOB SAHR -R	1336	38.92%
CURT JOHNSON -D	2096	61.07%

STATE SENATOR DIST 2

WALTER MUNDSTOCK -R	1187	34.38%
H. PAUL DENNERT -D	2265	65.61%

STATE REPRESENTATIVES DIST 2

(Elect 2)

PAT HILPERT -R	1335	21.78%
NORBERT BARRIE -R	1622	26.46%
JIM HUNDSTAD -D	1853	30.23%
BURT ELLIOTT -D	1318	21.50%

COUNTY AUDITOR

BARBARA LENLING -R	2351	66.78%
BOBBIE LEREW -D	1169	33.21%

SHERIFF

LES HELM -R	2320	65.33%
ALAN ALBRIGHT -I	1231	34.66%

COUNTY COMMISSIONER DIST 4

JERRY ZERBEL -R	636	85.94%
JIM YUNGWIRTH -I	104	14.05%

CONSTITUTIONAL AMENDMENT A

YES	533	17.06%
NO	2591	82.93%

CONSTITUTIONAL AMENDMENT B

YES	922	30.66%
NO	2085	69.33%

CONSTITUTIONAL AMENDMENT C

YES	1552	47.31%
NO	1728	52.68%

INITIATED MEASURE 1

YES	944	29.51%
NO	2254	70.48%

001 PRECINCT 1

**SPINK COUNTY, SOUTH DAKOTA
GENERAL ELECTION NOVEMBER 5, 2002**

Total Number Voting	498	
U.S. SENATOR		
JOHN THUNE -R	250	50.70%
KURT EVANS -L	7	1.41%
TIM JOHNSON -D	236	47.87%
U.S. REPRESENTATIVE		
WILLIAM J. JANKLOW -R	273	55.15%
TERRY BEGAY -L	1	.20%
STEPHANIE HERSETH -D	221	44.64%
GOVERNOR AND LIEUTENANT GOVERNOR		
ROUNDS/DAUGAARD -R	291	59.02%
BARTON/RISTY -L	0	.0%
ABBOTT/WILSON -D	202	40.97%
CARLSON/BOSCH -I	0	.0%
SECRETARY OF STATE		
CHRIS NELSON -R	313	64.80%
ALEX MARTIN -L	2	.41%
KATE LOOBY -D	168	34.78%
ATTORNEY GENERAL		
LARRY LONG -R	233	47.74%
BOB NEWLAND -L	7	1.43%
RON VOLESKY -D	248	50.81%
STATE AUDITOR		
RICH SATTGAST -R	257	54.33%
DICK BUTLER -D	216	45.66%
STATE TREASURER		
VERNON L. LARSON -R	307	64.76%
SCOTT McGREGOR -D	167	35.23%
COMMISSIONER OF SCHOOL AND PUBLIC LANDS		
ALAN AKER -R	218	46.48%
WILLIAM R. STONE -L	6	1.27%
BRYCE HEALY -D	245	52.23%
PUBLIC UTILITIES COMMISSIONER 6-YR		
GARY HANSON -R	295	60.45%

PAM NELSON -D	193	39.54%
PUBLIC UTILITIES COMMISSIONER 4-YR		
BOB SAHR -R	206	42.82%
CURT JOHNSON -D	275	57.17%
STATE SENATOR DIST 2		
WALTER MUNDSTOCK -R	237	50.53%
H. PAUL DENNERT -D	232	49.46%
STATE REPRESENTATIVES DIST 2		
(Elect 2)		
PAT HILPERT -R	184	22.43%
NORBERT BARRIE -R	265	32.31%
JIM HUNDSTAD -D	204	24.87%
BURT ELLIOTT -D	167	20.36%
COUNTY AUDITOR		
BARBARA LENLING -R	335	71.12%
BOBBIE LEREW -D	136	28.87%
SHERIFF		
LES HELM -R	385	79.21%
ALAN ALBRIGHT -I	101	20.78%
CONSTITUTIONAL AMENDMENT A		
YES	77	16.99%
NO	376	83.00%
CONSTITUTIONAL AMENDMENT B		
YES	130	29.27%
NO	314	70.72%
CONSTITUTIONAL AMENDMENT C		
YES	203	45.41%
NO	244	54.58%
INITIATED MEASURE 1		
YES	116	25.55%
NO	338	74.44%

002 PRECINCT 2

**SPINK COUNTY, SOUTH DAKOTA
GENERAL ELECTION NOVEMBER 5, 2002**

Total Number Voting	163	
U.S. SENATOR		
JOHN THUNE -R	98	60.12%
KURT EVANS -L	0	. 0%
TIM JOHNSON -D	65	39.87%
U.S. REPRESENTATIVE		
WILLIAM J. JANKLOW -R	114	69.93%
TERRY BEGAY -L	0	. 0%
STEPHANIE HERSETH -D	49	30.06%
GOVERNOR AND LIEUTENANT GOVERNOR		
ROUNDS/DAUGAARD -R	127	78.88%
BARTON/RISTY -L	0	. 0%
ABBOTT/WILSON -D	34	21.11%
CARLSON/BOSCH -I	0	. 0%
SECRETARY OF STATE		
CHRIS NELSON -R	110	72.36%
ALEX MARTIN -L	1	.65%
KATE LOOBY -D	41	26.97%
ATTORNEY GENERAL		
LARRY LONG -R	98	61.63%
BOB NEWLAND -L	6	3.77%
RON VOLESKY -D	55	34.59%
STATE AUDITOR		
RICH SATTGAST -R	85	56.66%
DICK BUTLER -D	65	43.33%
STATE TREASURER		
VERNON L. LARSON -R	97	65.54%
SCOTT MCGREGOR -D	51	34.45%
COMMISSIONER OF SCHOOL AND PUBLIC LANDS		
ALAN AKER -R	75	50.67%
WILLIAM R. STONE -L	3	2.02%
BRYCE HEALY -D	70	47.29%
PUBLIC UTILITIES COMMISSIONER 6-YR		
GARY HANSON -R	107	69.03%

PAM NELSON -D	48	30.96%
PUBLIC UTILITIES COMMISSIONER 4-YR		
BOB SAHR -R	69	46.00%
CURT JOHNSON -D	81	54.00%
STATE SENATOR DIST 2		
WALTER MUNDSTOCK -R	73	48.34%
H. PAUL DENNERT -D	78	51.65%
STATE REPRESENTATIVES DIST 2		
(Elect 2)		
PAT HILPERT -R	67	26.27%
NORBERT BARRIE -R	87	34.11%
JIM HUNDSTAD -D	62	24.31%
BURT ELLIOTT -D	39	15.29%
COUNTY AUDITOR		
BARBARA LENLING -R	114	77.02%
BOBBIE LEREW -D	34	22.97%
SHERIFF		
LES HELM -R	124	77.01%
ALAN ALBRIGHT -I	37	22.98%
CONSTITUTIONAL AMENDMENT A		
YES	21	14.00%
NO	129	86.00%
CONSTITUTIONAL AMENDMENT B		
YES	39	26.35%
NO	109	73.64%
CONSTITUTIONAL AMENDMENT C		
YES	79	53.02%
NO	70	46.97%
INITIATED MEASURE 1		
YES	29	18.95%
NO	124	81.04%

003 PRECINCT 3

**SPINK COUNTY, SOUTH DAKOTA
GENERAL ELECTION NOVEMBER 5, 2002**

Total Number Voting	284	
U.S. SENATOR		
JOHN THUNE -R	117	41.19%
KURT EVANS -L	2	.70%
TIM JOHNSON -D	165	58.09%
U.S. REPRESENTATIVE		
WILLIAM J. JANKLOW -R	137	48.75%
TERRY BEGAY -L	1	.35%
STEPHANIE HERSETH -D	143	50.88%
GOVERNOR AND LIEUTENANT GOVERNOR		
ROUNDS/DAUGAARD -R	151	53.35%
BARTON/RISTY -L	2	.70%
ABBOTT/WILSON -D	130	45.93%
CARLSON/BOSCH -I	0	.0%
SECRETARY OF STATE		
CHRIS NELSON -R	149	53.59%
ALEX MARTIN -L	9	3.23%
KATE LOOBY -D	120	43.16%
ATTORNEY GENERAL		
LARRY LONG -R	136	48.92%
BOB NEWLAND -L	13	4.67%
RON VOLESKY -D	129	46.40%
STATE AUDITOR		
RICH SATTGAST -R	147	54.44%
DICK BUTLER -D	123	45.55%
STATE TREASURER		
VERNON L. LARSON -R	183	68.02%
SCOTT MCGREGOR -D	86	31.97%
COMMISSIONER OF SCHOOL AND PUBLIC LANDS		
ALAN AKER -R	101	38.11%
WILLIAM R. STONE -L	7	2.64%
BRYCE HEALY -D	157	59.24%
PUBLIC UTILITIES COMMISSIONER 6-YR		
GARY HANSON -R	138	50.54%

PAM NELSON -D	135	49.45%
PUBLIC UTILITIES COMMISSIONER 4-YR		
BOB SAHR -R	91	33.57%
CURT JOHNSON -D	180	66.42%
STATE SENATOR DIST 2		
WALTER MUNDSTOCK -R	92	33.45%
H. PAUL DENNERT -D	183	66.54%
STATE REPRESENTATIVES DIST 2		
(Elect 2)		
PAT HILPERT -R	108	22.45%
NORBERT BARRIE -R	123	25.57%
JIM HUNDSTAD -D	153	31.80%
BURT ELLIOTT -D	97	20.16%
COUNTY AUDITOR		
BARBARA LENLING -R	189	68.47%
BOBBIE LEREW -D	87	31.52%
SHERIFF		
LES HELM -R	160	57.97%
ALAN ALBRIGHT -I	116	42.02%
CONSTITUTIONAL AMENDMENT A		
YES	49	18.01%
NO	223	81.98%
CONSTITUTIONAL AMENDMENT B		
YES	57	21.59%
NO	207	78.40%
CONSTITUTIONAL AMENDMENT C		
YES	109	40.22%
NO	162	59.77%
INITIATED MEASURE 1		
YES	85	31.02%
NO	189	68.97%

004 PRECINCT 4

**SPINK COUNTY, SOUTH DAKOTA
GENERAL ELECTION NOVEMBER 5, 2002**

Total Number Voting	361	
U.S. SENATOR		
JOHN THUNE -R	159	44.41%
KURT EVANS -L	3	.83%
TIM JOHNSON -D	196	54.74%
U.S. REPRESENTATIVE		
WILLIAM J. JANKLOW -R	196	54.74%
TERRY BEGAY -L	0	.0%
STEPHANIE HERSETH -D	162	45.25%
GOVERNOR AND LIEUTENANT GOVERNOR		
ROUNDS/DAUGAARD -R	228	63.33%
BARTON/RISTY -L	0	.0%
ABBOTT/WILSON -D	131	36.38%
CARLSON/BOSCH -I	1	.27%
SECRETARY OF STATE		
CHRIS NELSON -R	216	62.06%
ALEX MARTIN -L	3	.86%
KATE LOOBY -D	129	37.06%
ATTORNEY GENERAL		
LARRY LONG -R	163	46.30%
BOB NEWLAND -L	5	1.42%
RON VOLESKY -D	184	52.27%
STATE AUDITOR		
RICH SATTGAST -R	154	45.29%
DICK BUTLER -D	186	54.70%
STATE TREASURER		
VERNON L. LARSON -R	195	58.20%
SCOTT MCGREGOR -D	140	41.79%
COMMISSIONER OF SCHOOL AND PUBLIC LANDS		
ALAN AKER -R	133	39.46%
WILLIAM R. STONE -L	4	1.18%
BRYCE HEALY -D	200	59.34%
PUBLIC UTILITIES COMMISSIONER 6-YR		
GARY HANSON -R	173	49.85%

PAM NELSON -D	174	50.14%
PUBLIC UTILITIES COMMISSIONER 4-YR		
BOB SAHR -R	136	40.11%
CURT JOHNSON -D	203	59.88%
STATE SENATOR DIST 2		
WALTER MUNDSTOCK -R	104	30.32%
H. PAUL DENNERT -D	239	69.67%
STATE REPRESENTATIVES DIST 2		
(Elect 2)		
PAT HILPERT -R	128	20.81%
NORBERT BARRIE -R	178	28.94%
JIM HUNDSTAD -D	181	29.43%
BURT ELLIOTT -D	128	20.81%
COUNTY AUDITOR		
BARBARA LENLING -R	241	68.07%
BOBBIE LEREW -D	113	31.92%
SHERIFF		
LES HELM -R	182	51.41%
ALAN ALBRIGHT -I	172	48.58%
COUNTY COMMISSIONER DIST 4		
JERRY ZERBEL -R	60	68.18%
JIM YUNGWIRTH -I	28	31.81%
CONSTITUTIONAL AMENDMENT A		
YES	65	20.31%
NO	255	79.68%
CONSTITUTIONAL AMENDMENT B		
YES	97	31.08%
NO	215	68.91%
CONSTITUTIONAL AMENDMENT C		
YES	160	47.76%
NO	175	52.23%
INITIATED MEASURE 1		
YES	102	30.53%
NO	232	69.46%

005 PRECINCT 5

**SPINK COUNTY, SOUTH DAKOTA
GENERAL ELECTION NOVEMBER 5, 2002**

Total Number Voting	178	
U.S. SENATOR		
JOHN THUNE -R	62	35.02%
KURT EVANS -L	0	.0%
TIM JOHNSON -D	115	64.97%
U.S. REPRESENTATIVE		
WILLIAM J. JANKLOW -R	83	47.15%
TERRY BEGAY -L	1	.56%
STEPHANIE HERSETH -D	92	52.27%
GOVERNOR AND LIEUTENANT GOVERNOR		
ROUNDS/DAUGAARD -R	104	59.09%
BARTON/RISTY -L	0	.0%
ABBOTT/WILSON -D	71	40.34%
CARLSON/BOSCH -I	1	.56%
SECRETARY OF STATE		
CHRIS NELSON -R	80	46.51%
ALEX MARTIN -L	3	1.74%
KATE LOOBY -D	89	51.74%
ATTORNEY GENERAL		
LARRY LONG -R	60	34.88%
BOB NEWLAND -L	7	4.06%
RON VOLESKY -D	105	61.04%
STATE AUDITOR		
RICH SATTGAST -R	61	37.19%
DICK BUTLER -D	103	62.80%
STATE TREASURER		
VERNON L. LARSON -R	95	56.88%
SCOTT MCGREGOR -D	72	43.11%
COMMISSIONER OF SCHOOL AND PUBLIC LANDS		
ALAN AKER -R	59	35.32%
WILLIAM R. STONE -L	2	1.19%
BRYCE HEALY -D	106	63.47%
PUBLIC UTILITIES COMMISSIONER 6-YR		
GARY HANSON -R	78	45.88%

PAM NELSON -D	92	54.11%
PUBLIC UTILITIES COMMISSIONER 4-YR		
BOB SAHR -R	54	32.14%
CURT JOHNSON -D	114	67.85%
STATE SENATOR DIST 2		
WALTER MUNDSTOCK -R	34	20.35%
H. PAUL DENNERT -D	133	79.64%
STATE REPRESENTATIVES DIST 2		
(Elect 2)		
PAT HILPERT -R	60	19.86%
NORBERT BARRIE -R	64	21.19%
JIM HUNDSTAD -D	107	35.43%
BURT ELLIOTT -D	71	23.50%
COUNTY AUDITOR		
BARBARA LENLING -R	131	74.01%
BOBBIE LEREW -D	46	25.98%
SHERIFF		
LES HELM -R	105	60.00%
ALAN ALBRIGHT -I	70	40.00%
CONSTITUTIONAL AMENDMENT A		
YES	42	25.00%
NO	126	75.00%
CONSTITUTIONAL AMENDMENT B		
YES	68	40.96%
NO	98	59.03%
CONSTITUTIONAL AMENDMENT C		
YES	72	42.60%
NO	97	57.39%
INITIATED MEASURE 1		
YES	61	35.26%
NO	112	64.73%

006 PRECINCT 6

**SPINK COUNTY, SOUTH DAKOTA
GENERAL ELECTION NOVEMBER 5, 2002**

Total Number Voting	171	
U.S. SENATOR		
JOHN THUNE -R	43	25.14%
KURT EVANS -L	2	1.16%
TIM JOHNSON -D	126	73.68%
U.S. REPRESENTATIVE		
WILLIAM J. JANKLOW -R	69	40.58%
TERRY BEGAY -L	1	.58%
STEPHANIE HERSETH -D	100	58.82%
GOVERNOR AND LIEUTENANT GOVERNOR		
ROUNDS/DAUGAARD -R	75	44.11%
BARTON/RISTY -L	0	.0%
ABBOTT/WILSON -D	94	55.29%
CARLSON/BOSCH -I	1	.58%
SECRETARY OF STATE		
CHRIS NELSON -R	77	48.12%
ALEX MARTIN -L	5	3.12%
KATE LOOBY -D	78	48.75%
ATTORNEY GENERAL		
LARRY LONG -R	51	31.67%
BOB NEWLAND -L	3	1.86%
RON VOLESKY -D	107	66.45%
STATE AUDITOR		
RICH SATTGAST -R	48	31.37%
DICK BUTLER -D	105	68.62%
STATE TREASURER		
VERNON L. LARSON -R	85	55.92%
SCOTT MCGREGOR -D	67	44.07%
COMMISSIONER OF SCHOOL AND PUBLIC LANDS		
ALAN AKER -R	61	39.86%
WILLIAM R. STONE -L	1	.65%
BRYCE HEALY -D	91	59.47%
PUBLIC UTILITIES COMMISSIONER 6-YR		
GARY HANSON -R	65	42.20%

PAM NELSON -D	89	57.79%
PUBLIC UTILITIES COMMISSIONER 4-YR		
BOB SAHR -R	47	30.12%
CURT JOHNSON -D	109	69.87%
STATE SENATOR DIST 2		
WALTER MUNDSTOCK -R	41	25.15%
H. PAUL DENNERT -D	122	74.84%
STATE REPRESENTATIVES DIST 2		
(Elect 2)		
PAT HILPERT -R	47	17.21%
NORBERT BARRIE -R	62	22.71%
JIM HUNDSTAD -D	96	35.16%
BURT ELLIOTT -D	68	24.90%
COUNTY AUDITOR		
BARBARA LENLING -R	82	49.39%
BOBBIE LEREW -D	84	50.60%
SHERIFF		
LES HELM -R	94	55.62%
ALAN ALBRIGHT -I	75	44.37%
COUNTY COMMISSIONER DIST 4		
JERRY ZERBEL -R	123	79.87%
JIM YUNGWIRTH -I	31	20.12%
CONSTITUTIONAL AMENDMENT A		
YES	25	20.00%
NO	100	80.00%
CONSTITUTIONAL AMENDMENT B		
YES	36	31.85%
NO	77	68.14%
CONSTITUTIONAL AMENDMENT C		
YES	71	44.93%
NO	87	55.06%
INITIATED MEASURE 1		
YES	51	35.41%
NO	93	64.58%

007 PRECINCT 7

**SPINK COUNTY, SOUTH DAKOTA
GENERAL ELECTION
NOVEMBER 5, 2002**

Total Number Voting	525	
U.S. SENATOR		
JOHN THUNE -R	217	41.41%
KURT EVANS -L	5	.95%
TIM JOHNSON -D	302	57.63%
U.S. REPRESENTATIVE		
WILLIAM J. JANKLOW -R	242	46.27%
TERRY BEGAY -L	1	.19%
STEPHANIE HERSETH -D	280	53.53%
GOVERNOR AND LIEUTENANT GOVERNOR		
ROUNDS/DAUGAARD -R	274	52.69%
BARTON/RISTY -L	1	.19%
ABBOTT/WILSON -D	244	46.92%
CARLSON/BOSCH -I	1	.19%
SECRETARY OF STATE		
CHRIS NELSON -R	260	50.88%
ALEX MARTIN -L	6	1.17%
KATE LOOBY -D	245	47.94%
ATTORNEY GENERAL		
LARRY LONG -R	232	45.84%
BOB NEWLAND -L	7	1.38%
RON VOLESKY -D	267	52.76%
STATE AUDITOR		
RICH SATTGAST -R	175	35.78%
DICK BUTLER -D	314	64.21%
STATE TREASURER		
VERNON L. LARSON -R	272	54.72%
SCOTT MCGREGOR -D	225	45.27%
COMMISSIONER OF SCHOOL AND PUBLIC LANDS		
ALAN AKER -R	194	39.43%
WILLIAM R. STONE -L	6	1.21%
BRYCE HEALY -D	292	59.34%
PUBLIC UTILITIES COMMISSIONER 6-YR		
GARY HANSON -R	243	48.50%

PAM NELSON -D	258	51.49%
PUBLIC UTILITIES COMMISSIONER 4-YR		
BOB SAHR -R	176	35.48%
CURT JOHNSON -D	320	64.51%
STATE SENATOR DIST 2		
WALTER MUNDSTOCK -R	178	34.97%
H. PAUL DENNERT -D	331	65.02%
STATE REPRESENTATIVES DIST 2		
(Elect 2)		
PAT HILPERT -R	185	19.93%
NORBERT BARRIE -R	183	19.71%
JIM HUNDSTAD -D	322	34.69%
BURT ELLIOTT -D	238	25.64%
COUNTY AUDITOR		
BARBARA LENLING -R	238	45.94%
BOBBIE LEREW -D	280	54.05%
SHERIFF		
LES HELM -R	386	75.68%
ALAN ALBRIGHT -I	124	24.31%
COUNTY COMMISSIONER DIST 4		
JERRY ZERBEL -R	453	90.96%
JIM YUNGWIRTH -I	45	9.03%
CONSTITUTIONAL AMENDMENT A		
YES	57	12.52%
NO	398	87.47%
CONSTITUTIONAL AMENDMENT B		
YES	138	32.54%
NO	286	67.45%
CONSTITUTIONAL AMENDMENT C		
YES	234	48.14%
NO	252	51.85%
INITIATED MEASURE 1		
YES	139	29.63%
NO	330	70.36%

008 PRECINCT 8

**SPINK COUNTY, SOUTH DAKOTA
GENERAL ELECTION NOVEMBER 5, 2002**

Total Number Voting	195	
U.S. SENATOR		
JOHN THUNE -R	62	31.95%
KURT EVANS -L	2	1.03%
TIM JOHNSON -D	130	67.01%
U.S. REPRESENTATIVE		
WILLIAM J. JANKLOW -R	75	38.86%
TERRY BEGAY -L	1	.51%
STEPHANIE HERSETH -D	117	60.62%
GOVERNOR AND LIEUTENANT GOVERNOR		
ROUNDS/DAUGAARD -R	89	46.35%
BARTON/RISTY -L	2	1.04%
ABBOTT/WILSON -D	98	51.04%
CARLSON/BOSCH -I	3	1.56%
SECRETARY OF STATE		
CHRIS NELSON -R	73	38.82%
ALEX MARTIN -L	5	2.65%
KATE LOOBY -D	110	58.51%
ATTORNEY GENERAL		
LARRY LONG -R	65	34.94%
BOB NEWLAND -L	5	2.68%
RON VOLESKY -D	116	62.36%
STATE AUDITOR		
RICH SATTGAST -R	59	33.33%
DICK BUTLER -D	118	66.66%
STATE TREASURER		
VERNON L. LARSON -R	92	50.54%
SCOTT MCGREGOR -D	90	49.45%
COMMISSIONER OF SCHOOL AND PUBLIC LANDS		
ALAN AKER -R	52	29.05%
WILLIAM R. STONE -L	1	.55%
BRYCE HEALY -D	126	70.39%
PUBLIC UTILITIES COMMISSIONER 6-YR		
GARY HANSON -R	78	42.62%

PAM NELSON -D	105	57.37%
PUBLIC UTILITIES COMMISSIONER 4-YR		
BOB SAHR -R	54	30.00%
CURT JOHNSON -D	126	70.00%
STATE SENATOR DIST 2		
WALTER MUNDSTOCK -R	54	29.18%
H. PAUL DENNERT -D	131	70.81%
STATE REPRESENTATIVES DIST 2		
(Elect 2)		
PAT HILPERT -R	53	16.01%
NORBERT BARRIE -R	90	27.19%
JIM HUNDSTAD -D	117	35.34%
BURT ELLIOTT -D	71	21.45%
COUNTY AUDITOR		
BARBARA LENLING -R	109	59.89%
BOBBIE LEREW -D	73	40.10%
SHERIFF		
LES HELM -R	132	69.10%
ALAN ALBRIGHT -I	59	30.89%
CONSTITUTIONAL AMENDMENT A		
YES	15	8.87%
NO	154	91.12%
CONSTITUTIONAL AMENDMENT B		
YES	43	26.21%
NO	121	73.78%
CONSTITUTIONAL AMENDMENT C		
YES	78	46.70%
NO	89	53.29%
INITIATED MEASURE 1		
YES	50	29.58%
NO	119	70.41%

009 PRECINCT 9

**SPINK COUNTY, SOUTH DAKOTA
GENERAL ELECTION NOVEMBER 5, 2002**

Total Number Voting	599	
U.S. SENATOR		
JOHN THUNE -R	265	44.38%
KURT EVANS -L	3	.50%
TIM JOHNSON -D	329	55.10%
U.S. REPRESENTATIVE		
WILLIAM J. JANKLOW -R	288	48.73%
TERRY BEGAY -L	2	.33%
STEPHANIE HERSETH -D	301	50.93%
GOVERNOR AND LIEUTENANT GOVERNOR		
ROUNDS/DAUGAARD -R	353	59.52%
BARTON/RISTY -L	3	.50%
ABBOTT/WILSON -D	236	39.79%
CARLSON/BOSCH -I	1	.16%
SECRETARY OF STATE		
CHRIS NELSON -R	340	58.02%
ALEX MARTIN -L	14	2.38%
KATE LOOBY -D	232	39.59%
ATTORNEY GENERAL		
LARRY LONG -R	306	52.12%
BOB NEWLAND -L	9	1.53%
RON VOLESKY -D	272	46.33%
STATE AUDITOR		
RICH SATTGAST -R	284	50.08%
DICK BUTLER -D	283	49.91%
STATE TREASURER		
VERNON L. LARSON -R	351	61.79%
SCOTT MCGREGOR -D	217	38.20%
COMMISSIONER OF SCHOOL AND PUBLIC LANDS		
ALAN AKER -R	251	45.14%
WILLIAM R. STONE -L	21	3.77%
BRYCE HEALY -D	284	51.07%
PUBLIC UTILITIES COMMISSIONER 6-YR		
GARY HANSON -R	314	54.60%

PAM NELSON -D	261	45.39%
PUBLIC UTILITIES COMMISSIONER 4-YR		
BOB SAHR -R	250	43.63%
CURT JOHNSON -D	323	56.36%
STATE SENATOR DIST 2		
WALTER MUNDSTOCK -R	183	31.93%
H. PAUL DENNERT -D	390	68.06%
STATE REPRESENTATIVES DIST 2		
(Elect 2)		
PAT HILPERT -R	250	24.60%
NORBERT BARRIE -R	282	27.75%
JIM HUNDSTAD -D	275	27.06%
BURT ELLIOTT -D	209	20.57%
COUNTY AUDITOR		
BARBARA LENLING -R	447	76.02%
BOBBIE LEREW -D	141	23.97%
SHERIFF		
LES HELM -R	359	60.84%
ALAN ALBRIGHT -I	231	39.15%
CONSTITUTIONAL AMENDMENT A		
YES	90	17.57%
NO	422	82.42%
CONSTITUTIONAL AMENDMENT B		
YES	165	33.19%
NO	332	66.80%
CONSTITUTIONAL AMENDMENT C		
YES	259	48.41%
NO	276	51.58%
INITIATED MEASURE 1		
YES	162	31.45%
NO	353	68.54%

010 PRECINCT 10

**SPINK COUNTY, SOUTH DAKOTA
GENERAL ELECTION NOVEMBER 5, 2002**

Total Number Voting	659	
U.S. SENATOR		
JOHN THUNE -R	246	37.73%
KURT EVANS -L	6	.92%
TIM JOHNSON -D	400	61.34%
U.S. REPRESENTATIVE		
WILLIAM J. JANKLOW -R	319	48.92%
TERRY BEGAY -L	2	.30%
STEPHANIE HERSETH -D	331	50.76%
GOVERNOR AND LIEUTENANT GOVERNOR		
ROUNDS/DAUGAARD -R	344	52.84%
BARTON/RISTY -L	2	.30%
ABBOTT/WILSON -D	303	46.54%
CARLSON/BOSCH -I	2	.30%
SECRETARY OF STATE		
CHRIS NELSON -R	348	54.12%
ALEX MARTIN -L	12	1.86%
KATE LOOBY -D	283	44.01%
ATTORNEY GENERAL		
LARRY LONG -R	274	42.61%
BOB NEWLAND -L	10	1.55%
RON VOLESKY -D	359	55.83%
STATE AUDITOR		
RICH SATTGAST -R	292	47.47%
DICK BUTLER -D	323	52.52%
STATE TREASURER		
VERNON L. LARSON -R	366	59.41%
SCOTT MCGREGOR -D	250	40.58%
COMMISSIONER OF SCHOOL AND PUBLIC LANDS		
ALAN AKER -R	257	42.40%
WILLIAM R. STONE -L	13	2.14%
BRYCE HEALY -D	336	55.44%
PUBLIC UTILITIES COMMISSIONER 6-YR		
GARY HANSON -R	318	50.15%

PAM NELSON -D	316	49.84%
PUBLIC UTILITIES COMMISSIONER 4-YR		
BOB SAHR -R	253	40.93%
CURT JOHNSON -D	365	59.06%
STATE SENATOR DIST 2		
WALTER MUNDSTOCK -R	191	30.95%
H. PAUL DENNERT -D	426	69.04%
STATE REPRESENTATIVES DIST 2		
(Elect 2)		
PAT HILPERT -R	253	22.85%
NORBERT BARRIE -R	288	26.01%
JIM HUNDSTAD -D	336	30.35%
BURT ELLIOTT -D	230	20.77%
COUNTY AUDITOR		
BARBARA LENLING -R	465	72.65%
BOBBIE LEREW -D	175	27.34%
SHERIFF		
LES HELM -R	393	61.50%
ALAN ALBRIGHT -I	246	38.49%
CONSTITUTIONAL AMENDMENT A		
YES	92	18.40%
NO	408	81.60%
CONSTITUTIONAL AMENDMENT B		
YES	149	31.36%
NO	326	68.63%
CONSTITUTIONAL AMENDMENT C		
YES	287	50.97%
NO	276	49.02%
INITIATED MEASURE 1		
YES	149	29.04%
NO	364	70.95%