



001 PRECINCT 1

**SPINK COUNTY, SOUTH DAKOTA**  
**PRIMARY ELECTION                      JUNE 4, 2002**

Total Number Voting                      315

DEM. U.S. SENATOR		
HERMAN EILERS	8	5.47%
TIM JOHNSON	138	94.52%

DEM. U.S. REPRESENTATIVE		
STEPHANIE HERSETH	105	71.91%
RICK WEILAND	34	23.28%
DENNY PIERSON	2	1.36%
DICK CASEY	5	3.42%

DEM. GOVERNOR		
JIM ABBOTT	73	50.00%
ROBERT HOCKETT	2	1.36%
RON VOLESKY	53	36.38%
JIM HUTMACHER	18	12.32%

DEM. STATE REPRESENTATIVE DIST 2		
( Elect 2)		
MIKE EISENBEISZ	55	26.06%
JIM HUNDSTAD	103	48.81%
BURT ELLIOTT	53	25.11%

REP. U.S. REPRESENTATIVE		
BERT TOLLEFSON, JR.	3	1.04%
LARRY PRESSLER	32	19.63%
TIM AMDAHL	21	12.88%
ROGER HUNT	1	.61%
WILLIAM J. JANKLOW	106	65.03%

REP. GOVERNOR		
MARK BARNETT	71	43.55%
MIKE ROUNDS	65	39.87%
STEVE KIRBY	27	16.56%

CONSTITUTIONAL AMENDMENT A		
YES	207	66.77%
NO	103	33.22%

002 PRECINCT 2

SPINK COUNTY, SOUTH DAKOTA  
PRIMARY ELECTION                      JUNE 4, 2002

Total Number Voting                      91

DEM. U.S. SENATOR		
HERMAN EILERS	1	4.00%
TIM JOHNSON	24	96.00%

DEM. U.S. REPRESENTATIVE		
STEPHANIE HERSETH	18	72.00%
RICK WEILAND	7	28.00%
DENNY PIERSON	0	.0%
DICK CASEY	0	.0%

DEM. GOVERNOR		
JIM ABBOTT	14	56.00%
ROBERT HOCKETT	0	.0%
RON VOLESKY	10	40.00%
JIM HUTMACHER	1	4.00%

DEM. STATE REPRESENTATIVE DIST 2		
( Elect 2)		
MIKE EISENBEISZ	7	21.87%
JIM HUNDSTAD	17	53.12%
BURT ELLIOTT	8	25.00%

REP. U.S. REPRESENTATIVE		
BERT TOLLEFSON, JR.	0	.0%
LARRY PRESSLER	16	25.00%
TIM AMDAHL	4	6.25%
ROGER HUNT	5	7.81%
WILLIAM J. JANKLOW	39	60.93%

REP. GOVERNOR		
MARK BARNETT	22	34.92%
MIKE ROUNDS	29	46.03%
STEVE KIRBY	12	19.04%

CONSTITUTIONAL AMENDMENT A		
YES	73	80.21%
NO	18	19.78%

003 PRECINCT 3

**SPINK COUNTY, SOUTH DAKOTA  
PRIMARY ELECTION                      JUNE 4, 2002**

Total Number Voting                      178

DEM. U.S. SENATOR		
HERMAN EILERS	1	1.44%
TIM JOHNSON	68	98.55%
DEM. U.S. REPRESENTATIVE		
STEPHANIE HERSETH	48	67.60%
RICK WEILAND	18	25.35%
DENNY PIERSON	3	4.22%
DICK CASEY	2	2.81%
DEM. GOVERNOR		
JIM ABBOTT	45	63.38%
ROBERT HOCKETT	0	.0%
RON VOLESKY	18	25.35%
JIM HUTMACHER	8	11.26%
DEM. STATE REPRESENTATIVE DIST 2		
( Elect 2)		
MIKE EISENBEISZ	37	39.78%
JIM HUNDSTAD	40	43.81%
BURT ELLIOTT	16	17.20%
REP. U.S. REPRESENTATIVE		
BERT TOLLEFSON, JR.	2	1.92%
LARRY PRESSLER	38	36.53%
TIM AMDAHL	12	11.53%
ROGER HUNT	7	6.73%
WILLIAM J. JANKLOW	45	43.26%
REP. GOVERNOR		
MARK BARNETT	23	22.33%
MIKE ROUNDS	59	57.28%
STEVE KIRBY	21	20.38%
CONSTITUTIONAL AMENDMENT A		
YES	94	53.10%
NO	83	46.89%

004 PRECINCT 4

SPINK COUNTY, SOUTH DAKOTA  
PRIMARY ELECTION JUNE 4, 2002

Total Number Voting 189

DEM. U.S. SENATOR		
HERMAN EILERS	10	11.49%
TIM JOHNSON	77	88.50%

DEM. U.S. REPRESENTATIVE		
STEPHANIE HERSETH	49	57.64%
RICK WEILAND	28	32.94%
DENNY PIERSON	3	3.52%
DICK CASEY	5	5.88%

DEM. GOVERNOR		
JIM ABBOTT	53	60.91%
ROBERT HOCKETT	2	2.29%
RON VOLESKY	25	28.73%
JIM HUTMACHER	7	8.04%

DEM. STATE REPRESENTATIVE DIST 2		
( Elect 2)		
MIKE EISENBEISZ	37	31.35%
JIM HUNDSTAD	52	44.06%
BURT ELLIOTT	29	24.57%

REP. U.S. REPRESENTATIVE		
BERT TOLLEFSON, JR.	0	.0%
LARRY PRESSLER	29	30.20%
TIM AMDAHL	8	8.33%
ROGER HUNT	5	5.20%
WILLIAM J. JANKLOW	54	56.25%

REP. GOVERNOR		
MARK BARNETT	31	31.63%
MIKE ROUNDS	45	45.91%
STEVE KIRBY	22	22.44%

CONSTITUTIONAL AMENDMENT A		
YES	106	57.60%
NO	78	42.39%

005 PRECINCT 5

**SPINK COUNTY, SOUTH DAKOTA**  
**PRIMARY ELECTION                      JUNE 4, 2002**

Total Number Voting                      118

DEM. U.S. SENATOR		
HERMAN EILERS	4	5.88%
TIM JOHNSON	64	94.11%
DEM. U.S. REPRESENTATIVE		
STEPHANIE HERBETH	33	49.25%
RICK WEILAND	32	47.76%
DENNY PIERSON	0	.0%
DICK CASEY	2	2.98%
DEM. GOVERNOR		
JIM ABBOTT	46	66.66%
ROBERT HOCKETT	0	.0%
RON VOLESKY	15	21.73%
JIM HUTMACHER	8	11.59%
DEM. STATE REPRESENTATIVE DIST 2		
( Elect 2)		
MIKE EISENBEISZ	25	25.51%
JIM HUNDSTAD	51	52.04%
BURT ELLIOTT	22	22.44%
REP. U.S. REPRESENTATIVE		
BERT TOLLEFSON, JR.	0	.0%
LARRY PRESSLER	10	22.22%
TIM AMDAHL	3	6.66%
ROGER HUNT	0	.0%
WILLIAM J. JANKLOW	32	71.11%
REP. GOVERNOR		
MARK BARNETT	17	37.77%
MIKE ROUNDS	19	42.22%
STEVE KIRBY	9	20.00%
CONSTITUTIONAL AMENDMENT A		
YES	70	60.86%
NO	45	39.13%

006 PRECINCT 6

**SPINK COUNTY, SOUTH DAKOTA  
PRIMARY ELECTION                      JUNE 4, 2002**

Total Number Voting		92
DEM. U.S. SENATOR		
HERMAN EILERS	3	5.26%
TIM JOHNSON	54	94.73%
DEM. U.S. REPRESENTATIVE		
STEPHANIE HERSETH	35	64.81%
RICK WEILAND	16	29.62%
DENNY PIERSON	0	.0%
DICK CASEY	3	5.55%
DEM. GOVERNOR		
JIM ABBOTT	40	74.07%
ROBERT HOCKETT	2	3.70%
RON VOLESKY	6	11.11%
JIM HUTMACHER	6	11.11%
DEM. STATE REPRESENTATIVE DIST 2 ( Elect 2)		
MIKE EISENBEISZ	25	37.31%
JIM HUNDSTAD	30	44.77%
BURT ELLIOTT	12	17.91%
REP. U.S. REPRESENTATIVE		
BERT TOLLEFSON, JR.	0	.0%
LARRY PRESSLER	12	37.50%
TIM AMDAHL	4	12.50%
ROGER HUNT	1	3.12%
WILLIAM J. JANKLOW	15	46.87%
REP. GOVERNOR		
MARK BARNETT	6	18.18%
MIKE ROUNDS	24	72.72%
STEVE KIRBY	3	9.09%
CONSTITUTIONAL AMENDMENT A		
YES	39	43.33%
NO	51	56.66%

007 PRECINCT 7

SPINK COUNTY, SOUTH DAKOTA  
PRIMARY ELECTION                      JUNE 4, 2002

Total Number Voting		281
DEM. U.S. SENATOR		
HERMAN EILERS	5	3.35%
TIM JOHNSON	144	96.64%
DEM. U.S. REPRESENTATIVE		
STEPHANIE HERSETH	91	60.26%
RICK WEILAND	46	30.46%
DENNY PIERSON	3	1.98%
DICK CASEY	11	7.28%
DEM. GOVERNOR		
JIM ABBOTT	106	71.14%
ROBERT HOCKETT	0	.0%
RON VOLESKY	25	16.77%
JIM HUTMACHER	18	12.06%
DEM. STATE REPRESENTATIVE DIST 2 ( Elect 2)		
MIKE EISENBEISZ	77	34.52%
JIM HUNDSTAD	99	44.39%
BURT ELLIOTT	47	21.07%
REP. U.S. REPRESENTATIVE		
BERT TOLLEFSON, JR.	1	.81%
LARRY PRESSLER	29	23.57%
TIM AMDAHL	6	4.87%
ROGER HUNT	5	4.06%
WILLIAM J. JANKLOW	82	66.66%
REP. GOVERNOR		
MARK BARNETT	31	25.20%
MIKE ROUNDS	69	56.09%
STEVE KIRBY	23	18.69%
CONSTITUTIONAL AMENDMENT A		
YES	140	51.09%
NO	134	48.90%



008 PRECINCT 8

**SPINK COUNTY, SOUTH DAKOTA**  
**PRIMARY ELECTION JUNE 4, 2002**

Total Number Voting 112

DEM. U.S. SENATOR		
HERMAN EILERS	2	2.94%
TIM JOHNSON	66	97.05%

DEM. U.S. REPRESENTATIVE		
STEPHANIE HERSETH	50	74.62%
RICK WEILAND	15	22.38%
DENNY PIERSON	0	.0%
DICK CASEY	2	2.98%

DEM. GOVERNOR		
JIM ABBOTT	44	63.76%
ROBERT HOCKETT	2	2.89%
RON VOLESKY	19	27.53%
JIM HUTMACHÈR	4	5.79%

DEM. STATE REPRESENTATIVE DIST 2		
( Elect 2)		
MIKE EISENBEISZ	38	38.38%
JIM HUNDSTAD	40	40.40%
BURT ELLIOTT	13	13.13%

REP. U.S. REPRESENTATIVE		
BERT TOLLEFSON, JR.	0	.0%
LARRY PRESSLER	12	29.26%
TIM AMDAHL	7	17.07%
ROGER HUNT	2	4.87%
WILLIAM J. JANKLOW	20	48.78%


REP. GOVERNOR		
MARK BARNETT	15	36.58%
MIKE ROUNDS	22	53.65%
STEVE KIRBY	4	9.75%

CONSTITUTIONAL AMENDMENT A		
YES	59	55.14%
NO	48	44.85%

009 PRECINCT 9

**SPINK COUNTY, SOUTH DAKOTA**  
**PRIMARY ELECTION                      JUNE 4, 2002**

Total Number Voting		339
DEM. U.S. SENATOR		
HERMAN EILERS	9	7.20%
TIM JOHNSON	116	92.80%
DEM. U.S. REPRESENTATIVE		
STEPHANIE HERSETH	71	57.25%
RICK WEILAND	43	34.67%
DENNY PIERSON	1	.80%
DICK CASEY	9	7.25%
DEM. GOVERNOR		
JIM ABBOTT	82	67.21%
ROBERT HOCKETT	0	.0%
RON VOLESKY	33	27.04%
JIM HUTMACHER	7	5.73%
DEM. STATE REPRESENTATIVE DIST 2		
( Elect 2)		
MIKE EISENBEISZ	56	33.93%
JIM HUNDSTAD	78	47.27%
BURT ELLIOTT	31	18.78%
REP. U.S. REPRESENTATIVE		
BERT TOLLEFSON, JR.	0	.0%
LARRY PRESSLER	80	39.21%
TIM AMDAHL	14	6.86%
ROGER HUNT	13	6.37%
WILLIAM J. JANKLOW	97	47.54%
REP. GOVERNOR		
MARK BARNETT	60	29.26%
MIKE ROUNDS	115	56.09%
STEVE KIRBY	30	14.63%
REP. COUNTY COMMISSION DIST 3		
RICHARD C. MUELLER	37	40.65%
MERLIN E. PAUL	54	59.34%
CONSTITUTIONAL AMENDMENT A		
YES	175	53.51%
NO	152	46.40%




010 PRECINCT 10


**SPINK COUNTY, SOUTH DAKOTA  
PRIMARY ELECTION                      JUNE 4, 2002**


Total Number Voting	402		
DEM. U.S. SENATOR			
HERMAN EILERS	8	4.65%	
TIM JOHNSON	164	95.34%	
DEM. U.S. REPRESENTATIVE			
STEPHANIE HERSETH	98	58.33%	
RICK WEILAND	60	35.71%	
DENNY PIERSON	2	1.19%	
DICK CASEY	8	4.76%	
DEM. GOVERNOR			
JIM ABBOTT	110	64.70%	
ROBERT HOCKETT	0	.0%	
RON VOLESKY	41	24.11%	
JIM HUTMACHER	19	11.17%	
DEM. STATE REPRESENTATIVE DIST 2 ( Elect 2)			
MIKE EISENBEISZ	79	35.98%	
JIM HUNDSTAD	100	45.45%	
BURT ELLIOTT	41	18.63%	
REP. U.S. REPRESENTATIVE			
BERT TOLLEFSON, JR.	2	.91%	
LARRY PRESSLER	67	30.73%	
TIM AMDAHL	18	8.25%	
ROGER HUNT	6	2.75%	
WILLIAM J. JANKLOW	125	57.33%	
REP. GOVERNOR			
MARK BARNETT	83	37.89%	
MIKE ROUNDS	110	50.22%	
STEVE KIRBY	26	11.87%	
REP. COUNTY COMMISSION DIST 3			
RICHARD C. MUELLER	78	49.05%	
MERLIN E. PAUL	81	50.94%	
CONSTITUTIONAL AMENDMENT A			
YES	195	51.86%	
NO	181	48.13%	


State of South Dakota  
County of Spink


We, Kenneth Buchholz, Hjalmer Tschetter, Lester Wienbar and Gerald Zerbel, appointed as the Board of Canvassers because of our positions on the governing board in Spink County for the Primary Election held on the 4<sup>th</sup> day of June, 2002, hereby certify that the attached is a true abstract of the votes cast in Spink County at the election as shown by the returns certified to the County Auditor of Spink County.

  
Kenneth Buchholz, Commissioner

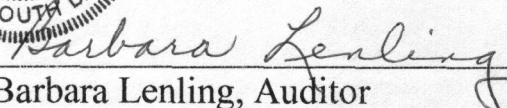
  
Hjalmer Tschetter, Commissioner

  
Lester Wienbar, Commissioner

  
Gerald Zerbel, Commissioner



Sworn to before me this 6<sup>th</sup> day of June 2002, at Redfield, South Dakota.

  
Barbara Lenling, Auditor  
Spink County, South Dakota