


State of South Dakota
County of Spink


We, Kenneth Buchholz, Merlin Paul, Hjalmer Tschetter, Lester Wienbar and Gerald Zerbel, appointed as the Board of Canvassers because of our positions on the governing board in the jurisdiction of Spink County for the Primary Election held on the 1st day of June, 2004, hereby certify that the attached is a true abstract of the votes cast in the jurisdiction of Spink County at the election as shown by the returns certified to the person in charge of the election.




Kenneth Buchholz, Commissioner




Merlin Paul, Commissioner



Hjalmer Tschetter, Commissioner

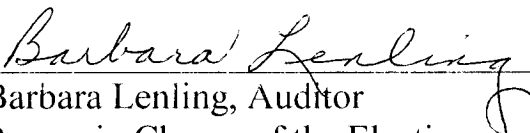


Lester Wienbar, Commissioner



Gerald Zerbel, Commissioner

Sworn to before me this 3rd day of June, 2004.



Barbara Lenling, Auditor
Person in Charge of the Election

1 01:00:27 06/02/04 Media Report.

002 NOT USED

SPINK COUNTY, SOUTH DAKOTA
SPECIAL PRIMARY JUNE 1, 2004

Total Number Voting 0

SPINK COUNTY, SOUTH DAKOTA
SPECIAL PRIMARY JUNE 1, 2004

Total Number Voting 2901 + 4 P.B. = 2,905
Precincts Reporting 9 of 9 90.00%

U.S. REPRESENTATIVE

STEPHANIE HERSETH -DEM 1540 53.17% + 3 P.B. = 1,543
LARRY DIEDRICH -REP 1356 46.82% + 1 P.B. = 1,357

DEM. PRESIDENTIAL DELEGATES/ALTERNATES

LYNDON LAROUCHE 39 3.62%
UNCOMMITTED 53 4.93%
JOHN KERRY 896 30.84% + 1 P.B. = 897
HOWARD DEAN 65 6.04%
DENNIS KUCINICH 22 2.04%

DEM. STATE REPRESENTATIVE DIST 2

(Elect 2)

H. PAUL DENNERT 750 44.69% + 1 P.B. = 751
JOHN GRAHAM 368 21.93% + 1 P.B. = 369
BURT ELLIOTT 560 33.37% + 1 P.B. = 561

1 01:00:27 06/02/04 Media Report.

001 PRECINCT 1

SPINK COUNTY, SOUTH DAKOTA
SPECIAL PRIMARY JUNE 1, 2004

Total Number Voting 434

U.S. REPRESENTATIVE

STEPHANIE HERSETH -DEM	185	42.72%
LARRY DIEDRICH -REP	248	57.27%

DEM. PRESIDENTIAL DELEGATES/ALTERNATES

LYNDON LaROUCHE	8	5.79%
UNCOMMITTED	7	5.07%
JOHN KERRY	113	81.88%
HOWARD DEAN	7	5.07%
DENNIS KUCINICH	3	2.17%

DEM. STATE REPRESENTATIVE DIST 2

(Elect 2)

H. PAUL DENNERT	102	41.12%
JOHN GRAHAM	45	18.14%
BURT ELLIOTT	101	40.72%

1 01:00:27 06/02/04 Media Report.

003 PRECINCT 3

SPINK COUNTY, SOUTH DAKOTA
SPECIAL PRIMARY JUNE 1, 2004

Total Number Voting 307

U.S. REPRESENTATIVE

STEPHANIE HERSETH -DEM	149	48.69%
LARRY DIEDRICH -REP	157	51.30%

DEM. PRESIDENTIAL DELEGATES/ALTERNATES

LYNDON LaROUCHE	1	1.00%
UNCOMMITTED	3	3.00%
JOHN KERRY	91	91.00%
HOWARD DEAN	3	3.00%
DENNIS KUCINICH	2	2.00%

DEM. STATE REPRESENTATIVE DIST 2

(Elect 2)

H. PAUL DENNERT	63	42.28%
JOHN GRAHAM	32	21.47%
BURT ELLIOTT	54	36.24%

1 01:00:27 06/02/04 Media Report.

004 PRECINCT 4

SPINK COUNTY, SOUTH DAKOTA
SPECIAL PRIMARY JUNE 1, 2004

Total Number Voting		284	
U.S. REPRESENTATIVE			
STEPHANIE HERSETH -DEM	142	50.00%	
LARRY DIEDRICH -REP	142	50.00%	
DEM. PRESIDENTIAL DELEGATES/ALTERNATES			
LYNDON LaROUCHE	6	5.60%	
UNCOMMITTED	8	7.47%	
JOHN KERRY	86	80.37%	
HOWARD DEAN	6	5.60%	
DENNIS KUCINICH	1	.93%	
DEM. STATE REPRESENTATIVE DIST 2 (Elect 2)			
H. PAUL DENNERT	75	43.85%	
JOHN GRAHAM	34	19.58%	
BURT ELLIOTT	62	36.25%	

1 01:00:27 06/02/04 Media Report.

005 PRECINCT 5

SPINK COUNTY, SOUTH DAKOTA
SPECIAL PRIMARY JUNE 1, 2004

Total Number Voting 250 + 2 P.B. = 252

U.S. REPRESENTATIVE

STEPHANIE HERSETH -DEM	113	45.20%	+1 P.B. = 114
LARRY DIEDRICH -REP	137	54.80%	+1 P.B. = 138

DEM. PRESIDENTIAL DELEGATES/ALTERNATES

LYNDON LaROUCHE	2	2.46%
UNCOMMITTED	2	2.46%
JOHN KERRY	74	91.35%
HOWARD DEAN	1	1.23%
DENNIS KUCINICH	2	2.46%

DEM. STATE REPRESENTATIVE DIST 2

(Elect 2)

H. PAUL DENNERT	59	45.73%
JOHN GRAHAM	22	17.05% +1 P.B. = 23
BURT ELLIOTT	48	37.20%

1 01:00:27 06/02/04 Media Report.

006 PRECINCT 6

SPINK COUNTY, SOUTH DAKOTA
SPECIAL PRIMARY JUNE 1, 2004

Total Number Voting 125

U.S. REPRESENTATIVE

STEPHANIE HERSETH -DEM	82	66.12%
LARRY DIEDRICH -REP	42	33.87%

DEM. PRESIDENTIAL DELEGATES/ALTERNATES

LYNDON LaROUCHE	1	1.75%
UNCOMMITTED	3	5.26%
JOHN KERRY	45	70.94%
HOWARD DEAN	8	14.03%
DENNIS KUCINICH	0	.0%

DEM. STATE REPRESENTATIVE DIST 2

(Elect 2)

H. PAUL DENNERT	39	45.88%
JOHN GRAHAM	29	34.11%
BURT ELLIOTT	17	20.00%

007 PRECINCT 7

SPINK COUNTY, SOUTH DAKOTA
SPECIAL PRIMARY JUNE 1, 2004

Total Number Voting 418

U.S. REPRESENTATIVE

STEPHANIE HERSETH --DEM	234	56.25%
LARRY DIEDRICH --REP	182	43.75%

DEM. PRESIDENTIAL DELEGATES/ALTERNATES

LYNDON LaROUCHE	3	1.68%
UNCOMMITTED	12	6.74%
JOHN KERRY	148	83.14%
HOWARD DEAN	10	5.61%
DENNIS KUCINICH	5	2.80%

DEM. STATE REPRESENTATIVE DIST 2

(Elect 2)

H. PAUL DENNERT	120	38.83%
JOHN GRAHAM	110	35.59%
BURT ELLIOTT	79	25.56%

1 01:00:27 06/02/04 Media Report.

008 PRECINCT 8

SPINK COUNTY, SOUTH DAKOTA
SPECIAL PRIMARY JUNE 1, 2004

Total Number Voting 149

U.S. REPRESENTATIVE

STEPHANIE HERSETH -DEM	89	59.73%
LARRY DIEDRICH -REP	60	40.26%

DEM. PRESIDENTIAL DELEGATES/ALTERNATES

LYNDON LaROUCHE	4	4.93%
UNCOMMITTED	4	4.93%
JOHN KERRY	66	81.48%
HOWARD DEAN	6	7.40%
DENNIS KUCINICH	1	1.23%

DEM. STATE REPRESENTATIVE DIST 2

(Elect 2)

H. PAUL DENNERT	68	58.11%
JOHN GRAHAM	12	10.25%
BURT ELLIOTT	37	31.62%

1 01:00:27 06/02/04 Media Report.

009 PRECINCT 9

SPINK COUNTY, SOUTH DAKOTA
SPECIAL PRIMARY JUNE 1, 2004

Total Number Voting		452	
U.S. REPRESENTATIVE			
STEPHANIE HERSETH -DEM	255	56.41%	
LARRY DIEDRICH -REP	197	43.58%	
DEM. PRESIDENTIAL DELEGATES/ALTERNATES			
LYNDON LaROUCHE	4	2.51%	
UNCOMMITTED	7	4.40%	
JOHN KERRY	129	81.13%	
HOWARD DEAN	15	9.43%	
DENNIS KUCINICH	4	2.51%	
DEM. STATE REPRESENTATIVE DIST 2 (Elect 2)			
H. PAUL DENNERT	105	45.85%	
JOHN GRAHAM	39	17.03%	
BURT ELLIOTT	85	37.11%	

010 PRECINCT 10

SPINK COUNTY, SOUTH DAKOTA
SPECIAL PRIMARY JUNE 1, 2004

Total Number Voting 482 + 2 P.B. = 484

U.S. REPRESENTATIVE

STEPHANIE HERSETH -DEM	291	60.37% + 2 P.B. = 293
LARRY DIEDRICH -REP	191	39.62%

DEM. PRESIDENTIAL DELEGATES/ALTERNATES

LYNDON LaROUCHE	10	5.74%
UNCOMMITTED	7	4.02%
JOHN KERRY	144	82.75% + 1 P.B. = 145
HOWARD DEAN	9	5.17%
DENNIS KUCINICH	4	2.29%

DEM. STATE REPRESENTATIVE DIST 2

(Elect 2)

H. PAUL DENNERT	119	49.37% + 1 P.B. = 120
JOHN GRAHAM	45	18.67%
BURT ELLIOTT	77	31.95% + 1 P.B. = 78

1 01:13:26 06/02/04 Status Report

	TOTAL	P.B.	NON P.B.	DEM P.B.
Absentee Ballots	0	0	0	0
001 PRECINCT 1	434	244	190	
002 NOT USED	0	0	0	
003 PRECINCT 3	307	182	125	
004 PRECINCT 4	284	148	136	
005 PRECINCT 5	250 + 2	149 + 1	101 + 1	
006 PRECINCT 6	125	50	75	
007 PRECINCT 7	418	197	221	
008 PRECINCT 8	149	57	92	
009 PRECINCT 9	452	260	192	
010 PRECINCT 10	482 + 2	247	235 + 2	
TOTAL OF ALL PRECINCTS	2901 + 4 <u>2905</u>	1534 + 1 <u>1535</u>	1367 + 3 <u>1370</u>	

1 01:00:27 06/02/04 Media Report.

Absentee Ballots

SPINK COUNTY, SOUTH DAKOTA
SPECIAL PRIMARY JUNE 1, 2004

Total Number Voting 0