


TRIPP COUNTY SOUTH DAKOTA
CLOSED PRIMARY ELECTION
JUNE 6, 2006

| | Total | Percent |
|---------------------------------------|-------|---------|
| 67 BALLOTS COUNTED TOTAL | 68 | |
| 52 BALLOTS COUNTED - REPUBLICAN PARTY | 52 | |
| 16 BALLOTS COUNTED - DEMOCRATIC PARTY | 16 | |
| REP - COUNTY COMMISSIONER | | |
| DISTRICT 1 | | |
| you may vote for 1 | | |
| Lowell Polasky | 14 | 26.92 |
| Mark Winter | 38 | 73.08 |
| DEM - GOVERNOR | | |
| you may vote for 1 | | |
| Jack D. Foy | 10 | 66.67 |
| Dennis J. Heise | 5 | 33.33 |
| DEM - STATE SENATOR | | |
| DISTRICT 26 | | |
| you may vote for 1 | | |
| Chermain D. Wright | 0 | 0.00 |
| Julie Bartling | 2 | 12.50 |
| John J. Simpson | 14 | 87.50 |

WE, THE UNDERSIGNED, DO HEREBY CERTIFY
THAT THE ABOVE RESULTS ARE A TRUE AND
ACCURATE ACCOUNT OF ALL BALLOTS COUNTED
AND THAT THE COUNTER WAS SET TO ZERO
FOLLOWING THE TEST OF THE COUNTER.



ELECTION BOARD



ELECTION BOARD

ELECTION BOARD

0002 Hamill Consolidated No. 1
2 5:52 0 Jun-2006
TRIPP COUNTY, SOUTH DAKOTA
CLOSED PRIMARY E
JUNE 6, 2006

Page 2

Total Percent

TRIPP COUNTY, SOUTH DAKOTA
CLEARED PRIMARY ELECTION
JUNE 5, 2006

| | | | | |
|------------------------------------|---|---|-------|---------|
| BALLOTS COUNTED - TOTAL | : | : | Total | Percent |
| BALLOTS COUNTED - REPUBLICAN PARTY | : | : | | |
| BALLOTS COUNTED - DEMOCRATIC PARTY | : | : | 5 | |

| | | | | |
|------------------|---|---|---|-------|
| DEM - SENATOR | : | : | | |
| you may vote for | : | 1 | | |
| Jack Ellison | : | : | 3 | 75.00 |
| Den J. Reese | : | : | 1 | 25.00 |

| | | | | |
|-------------------|---|---|---|--------|
| DEM - SENATOR | : | : | | |
| DISTRICT | : | : | | |
| you may vote for | : | 1 | | |
| Sherman D. Wright | : | : | 0 | 0.00 |
| Julie Bartling | : | : | 0 | 0.00 |
| John J. [unclear] | : | : | 5 | 100.00 |

WE, THE UNDERSIGNED, DO HEREBY CERTIFY
THAT THE ABOVE RESULTS ARE A TRUE AND
ACCURATE ACCOUNT OF ALL BALLOTS COUNTED
AND THAT THE COUNTER WAS SET TO ZERO
FOLLOWING THE TEST OF THE COUNTER.

Jesse Heston
RESOLUTION BOARD

Deborah L. Farris
RESOLUTION BOARD

TRIPP COUNTY, SOUTH DAKOTA
CLOSED PRIMARY ELECTION
JUNE 6, 2006

| | | |
|------------------------------------|-------|---------|
| | Total | Percent |
| BALLOTS COUNTED - TOTAL | 77 | |
| BALLOTS COUNTED - REPUBLICAN PARTY | 65 | |
| BALLOTS COUNTED - DEMOCRATIC PARTY | 12 | |

DEM - COUNTY COMMISSIONER
DISTRICT 2

| | | |
|--------------------|----|-------|
| you may vote for 1 | | |
| Clara Novak | 22 | 34.38 |
| Virginia Novak | 42 | 65.62 |

DEM - GOVERNOR

| | | |
|--------------------|---|-------|
| you may vote for 1 | | |
| Jack Billings | 4 | 33.33 |
| Dennis J. Bese | 8 | 66.67 |

DEM - STATE SENATOR
DISTRICT 26

| | | |
|--------------------|---|-------|
| you may vote for 1 | | |
| Shelby D. Wright | 0 | 0.00 |
| Julie Bartlett | 5 | 41.67 |
| John J. Simpson | 7 | 58.33 |

WE, THE UNDERSIGNED, DO HEREBY CERTIFY
THAT THE ABOVE RESULTS ARE A TRUE AND
ACCURATE ACCOUNT OF ALL BALLOTS COUNTED
AND THAT THE COUNTER WAS SET TO ZERO
FOLLOWING THE TEST OF THE COUNTER.



RESOLUTION BOARD



RESOLUTION BOARD

0005 Lake Consolidated No. 1
20:45:53 6-06-06

Page 2

KRIPP COUNTY, SOUTH DAKOTA
CLOSED PRIMARY ELECTION
JUNE 6, 2006

Total Percent

TRIPP COUNTY, SOUTH DAKOTA
CLOSED PRIMARY ELECTION
JUNE 6, 2006

| | Total | Percent |
|------------------------------------|-------|---------|
| BALLOTS COUNTED - TOTAL | 91 | |
| BALLOTS COUNTED - REPUBLICAN PARTY | 67 | |
| BALLOTS COUNTED - DEMOCRATIC PARTY | 24 | |

5th COUNTY COMMISSIONER

DISTRICT 1
you may vote for 1

| | | |
|-----------------|----|-------|
| Louis J. Plesky | 11 | 47.83 |
| Mark Winter | 12 | 52.17 |

10th COUNTY COMMISSIONER

DISTRICT 3
you may vote for 1

| | | |
|----------------|----|-------|
| Steve Novotny | 10 | 22.73 |
| Wesley Novotny | 34 | 77.27 |

DEM - GOVERNOR

you may vote for 1


| | | |
|-----------------|----|-------|
| Billings | 11 | 45.83 |
| Dennis J. Wisse | 13 | 54.17 |


DEM - STATE

DISTRICT 26
you may vote for 1

| | | |
|-------------------|----|-------|
| Sherman D. Wright | 1 | 4.17 |
| Julie Bartling | 8 | 33.33 |
| John J. Simpson | 15 | 62.50 |

WE, THE UNDERSIGNED, DO HEREBY CERTIFY
THAT THE ABOVE RESULTS ARE A TRUE AND
ACCURATE ACCOUNT OF ALL BALLOTS COUNTED
AND THAT THE COUNTER WAS SET TO ZERO
FOLLOWING THE TEST OF THE COUNTER.


RESOLUTION BOARD


RESOLUTION BOARD

2006 Lamco Consolidated Node 1
20045 03 6-Jun-2006

Page 2


TRIPP COUNTY, SOUTH DAKOTA
CLOSED PRIMARY TELEPHONE ON
JUNE 6, 2006

Total Percent

TRIPP COUNTY, SOUTH DAKOTA
CLOSED PRIMARY ELECTION
JUNE 6, 2006

| | | Total | Percent |
|---------------------------|------------------|-------|---------|
| BALLOTS COUNTED | TOTAL | 50 | |
| BALLOTS COUNTED | REPUBLICAN PARTY | 28 | |
| BALLOTS COUNTED | DEMOCRATIC PARTY | 22 | |
| REP - COUNTY COMMISSIONER | | | |
| DISTRICT 1 | | | |
| you may vote for 1 | | | |
| Louis S. Polasky | | 11 | 39.29 |
| Mark Winter | | 17 | 60.71 |
| DEM - GOVERNOR | | | |
| you may vote for 1 | | | |
| William J. Wiese | | 10 | 45.45 |
| | | 12 | 54.55 |
| DEM - STATE SENATOR | | | |
| you may vote for 1 | | | |
| William D. Wright | | 0 | 0.00 |
| James B. ... | | 5 | 22.73 |
| John J. ... | | 17 | 77.27 |

WE, THE UNDERSIGNED, DO HEREBY CERTIFY
THAT THE ABOVE RESULTS ARE A TRUE AND
ACCURATE REPORT OF ALL BALLOTS COUNTED
AND THAT THE COUNTER WAS SET TO ZERO
FOLLOWING THE TEST OF THE COUNTER.



REGISTRATION BOARD



REGISTRATION BOARD

0007 Sull, Co: Validated Node 1
20:45:54 #2006
#1000 COUNTY, SOUTH DAKOTA
#1000 REASED PRIMARY SECTION
#1000 JUNE 5, 2006

Page 2

Total Percent

TRIPP COUNTY, SOUTH DAKOTA
CLOSED PRIMARY ELECTION
JUNE 6, 2006

| | Total | Percent |
|------------------------------------|-------|---------|
| BALLOTS COUNTED - TOTAL | 18 | |
| BALLOTS COUNTED - REPUBLICAN PARTY | 0 | |
| BALLOTS COUNTED - DEMOCRATIC PARTY | 18 | |
| | | |
| DEM - GOV'T | | |
| you may vote for 1 | | |
| Jack Allion | 5 | 27.78 |
| Dennis J. White | 13 | 72.22 |
| | | |
| DEM - STATE SENATOR | | |
| DISTRICT 26 | | |
| you may vote for 1 | | |
| Sherman D. Wright | 0 | 0.00 |
| Julie Bartling | 11 | 61.11 |
| John J. Simpson | 7 | 38.89 |

WE, THE UNDERSIGNED, DO HEREBY CERTIFY
THAT THE ABOVE RESULTS ARE A TRUE AND
ACCURATE ACCOUNT OF ALL BALLOTS COUNTED
AND THAT THE COUNTER WAS SET TO ZERO
FOLLOWING THE TEST OF THE COUNTER.

Jane Thoram

REGISTRATION BOARD

Deborah L. Jarvis

REGISTRATION BOARD

TRIPP COUNTY, SOUTH DAKOTA
CLOSED PRIMARY ELECTION
JULY 6, 2006

| | TOTAL | Percent |
|------------------------------------|-------|---------|
| BALLOTS COUNTED | 27 | |
| BALLOTS COUNTED - REPUBLICAN PARTY | 0 | |
| BALLOTS COUNTED - DEMOCRATIC PARTY | 27 | |


DEM - GOVERNOR
you may vote for 1

| | | |
|-----------------|----|-------|
| Jack Sullivan | 8 | 30.77 |
| Dennis J. Wiese | 18 | 69.23 |

DEM - STATE SENATOR
DISTRICT 26
you may vote for 1

| | | |
|-------------------|----|-------|
| Sheehan D. Wright | 0 | 0.00 |
| Julie Baertling | 7 | 26.92 |
| John J. Simpson | 19 | 73.08 |

WE, THE UNDERSIGNED, DO HEREBY CERTIFY
THAT THE ABOVE RESULTS ARE A TRUE AND
ACCURATE ACCOUNT OF ALL BALLOTS COUNTED
AND THAT THE COUNTER WAS SET TO ZERO
FOLLOWING THE TEST OF THE COUNTER.


RESOLUTION BOARD


RESOLUTION BOARD

REPUBLICAN COUNTY, SOUTH DAKOTA
USED IN THE ELECTION
JUNE 2, 2006

| | Total | Percent |
|------------------------------------|-------|---------|
| BALLOTS COUNTED - TOTAL | 134 | |
| BALLOTS COUNTED - REPUBLICAN PARTY | 81 | |
| BALLOTS COUNTED - DEMOCRATIC PARTY | 53 | |
| REP. COUNTY COMMISSIONER | | |
| DISTRICT | | |
| you may vote for 1 | | |
| Steve Roberts | 29 | 35.80 |
| Virginia Boyer | 52 | 64.20 |
| DEM. GOVERNOR | | |
| you may vote for 1 | | |
| Jack Willson | 28 | 53.85 |
| Dennis J. Reese | 24 | 46.15 |
| DEM. STATE SENATOR | | |
| DISTRICT | | |
| you may vote for 1 | | |
| Chirman D. ... | 0 | 0.00 |
| Julie ... | 17 | 32.08 |
| John J. ... | 36 | 67.92 |

WE, THE UNDERSIGNED, DO HEREBY CERTIFY
THAT THE ABOVE RESULTS ARE A TRUE AND
ACCURATE ACCOUNT OF ALL BALLOTS COUNTED
AND THAT THE COUNTER WAS SET TO ZERO
FOLLOWING THE TEST OF THE COUNTER.

REGISTRATION BOARD

REGISTRATION BOARD

0010 Winner City E 2nd No. 1
2006

Page 2

TRIPP COUNTY, SOUTH DAKOTA
CLOSED PRIMARY ELECTION
JUNE 6, 2006

Total Percent

TRIPP COUNTY, SOUTH DAKOTA
CLOSED PRIMARY ELECTION
JUNE 6, 2006

| | TOTAL | Total | Percent |
|------------------------------------|-------|-------|---------|
| BALLOTS COUNTED | 53 | 53 | |
| BALLOTS COUNTED (REPUBLICAN PARTY) | 0 | 0 | |
| BALLOTS COUNTED (DEMOCRATIC PARTY) | 53 | 53 | |

GOVERNOR

| | | | |
|--------------------|----|-------|--|
| you may vote for 1 | | | |
| Jack Ferguson | 30 | 58.82 | |
| Dem. Party | 21 | 41.18 | |

DEM - SEN. SENATOR

| | | | |
|--------------------|----|-------|--|
| DISTRICT 1 | | | |
| you may vote for 1 | | | |
| Sheila B. Williams | 3 | 5.66 | |
| Julie B. Williams | 13 | 24.53 | |
| Scott J. Simpson | 37 | 69.81 | |

WE, THE UNDERSIGNED, DO HEREBY CERTIFY
THAT THE ABOVE RESULTS ARE A TRUE AND
ACCURATE ACCOUNT OF ALL BALLOTS COUNTED
AND THAT THE COUNTED NET SET TO ZERO
FOR THE TEST OF THE COUNTER.

RESOLUTION BOARD

RESOLUTION BOARD

TRIPP COUNTY, SOUTH DAKOTA
CLOSED PRIMARY ELECTION
JUNE 5, 2006

| | | |
|------------------------------------|-------|---------|
| BALLOTS COUNTED - TOTAL | Total | Percent |
| BALLOTS COUNTED - REPUBLICAN PARTY | 143 | |
| BALLOTS COUNTED - DEMOCRATIC PARTY | 93 | |
| BALLOTS COUNTED - PROBABLY | 50 | |

TRIPP COUNTY COMMISSIONER

DISTRICT 1
you may vote for 1

| | | |
|----------------|----|-------|
| Louise Polasky | 42 | 45.16 |
| Mark Winter | 51 | 54.84 |

DEM - GOVERNOR

you may vote for 1


| | | |
|-------------------|----|-------|
| Jack B. Foweraker | 28 | 58.33 |
| Dennis J. Clegg | 20 | 41.67 |

DEM - STATE SENATOR

DISTRICT 1
you may vote for 1

| | | |
|------------------|----|-------|
| Sheryl D. Wright | 1 | 2.00 |
| John B. ... | 21 | 42.00 |
| John J. ... | 28 | 56.00 |

WE, THE UNDERSIGNED, DO HEREBY CERTIFY
THAT THE ABOVE RESULTS ARE A TRUE AND
ACCURATE RECORD OF ALL BALLOTS COUNTED
AND THAT THE COUNTER WAS SET TO ZERO
FOLLOWING THE TEST OF THE COUNTER.



COMMISSIONER BOARD



COMMISSIONER BOARD

0010 Winner City E 3rd Node 1
20.45 54 0-0000 2006

Page 2


TRIPP COUNTY, SOUTH DAKOTA
CLOSED PRIMARY ELECTION
JUNE 6, 2006


Total Percent

DEBB COUNTY, SOUTH DAKOTA
CLOSED PRIMARY ELECTION
JUNE 6, 2006

| | Total | Percent |
|----------------------------------|-------|---------|
| BALLOTS COUNTED | 25 | |
| BALLOTS COUNTED REPUBLICAN PARTY | 0 | |
| BALLOTS COUNTED DEMOCRATIC PARTY | 25 | |
| GOV AND | | |
| Gov. Candidate | 14 | 56.00 |
| Dem. Candidate | 11 | 44.00 |
| STATE SENATOR | | |
| DISTRICT 26 | | |
| you may vote for 1 | | |
| Shera D. Wright | 0 | 0.00 |
| Julie D. Wright | 6 | 24.00 |
| John J. Wright | 19 | 76.00 |

WE, THE UNDERSIGNED, DO HEREBY CERTIFY
THAT THE ABOVE RESULTS ARE A TRUE AND
ACCURATE ACCOUNT OF ALL BALLOTS COUNTED
AND THAT THE COUNTER WAS SET TO ZERO
FOLLOWING THE TEST OF THE COUNTER.


RESOLUTION BOARD


RESOLUTION BOARD

