

# **South Dakota Official Election Returns and Registration Figures**

**Primary Election**

June 7, 2016

**General Election**

November 8, 2016



*Shantel Krebs*

South Dakota Secretary of State

500 East Capitol Avenue, Suite 204 | Pierre, SD 57501

[www.sdsos.gov](http://www.sdsos.gov) | (605) 773-3537

## TABLE OF CONTENTS

### PRIMARY ELECTION—JUNE 7, 2016

Voter Registration by County as of June 7, 2016.....	3
Number of Election Precincts Per County.....	4
Voter Turnout by County.....	5
Presidential Delegates and Alternates—Democratic Party.....	6
Delegates to Support a Presidential Candidate—Republican Party.....	7
Democratic State Legislative Primaries.....	8
Republican State Legislative Primaries.....	8-10
Legislative Recounts.....	10

### GENERAL ELECTION—NOVEMBER 8, 2016

Voter Registration by County as of November 8, 2016.....	11
Number of Election Precincts Per County.....	12
Voter Turnout by County.....	13
United States Presidential Electors.....	14
United States Senator.....	15
United States House of Representatives.....	16
Public Utilities Commission.....	17
State Senate & House of Representatives.....	18-27
Legislative Recounts.....	27
Water Development Districts.....	27
Constitutional Amendment R.....	28-29
Constitutional Amendment S.....	30-31
Constitutional Amendment T.....	32-33
Constitutional Amendment U.....	34-35
Constitutional Amendment V.....	36-37
Initiated Measure 21.....	38-39
Initiated Measure 22.....	40-41
Initiated Measure 23.....	42-43
Referred Law 19.....	44-45
Referred Law 20.....	46-47
South Dakota Legislative Districts Map.....	48

South Dakota Secretary of State's office printed 250 copies at \$1.96 per copy

2016 PRIMARY ELECTION  
Voter Registration by County as of June 7, 2016

County	Constitution	Democratic	Republican	OTH	NPA/IND	Inactive	Total Active
Aurora		822	762	6	237	104	1,827
Beadle	4	3,574	4,331	62	1,945	1,140	9,916
Bennett		882	666	3	266	226	1,817
Bon Homme	2	1,396	1,857	11	579	233	3,845
Brookings	28	5,361	7,184	70	4,786	2,746	17,429
Brown	7	8,901	9,620	91	3,826	2,655	22,445
Brule	5	1,340	1,431	12	521	212	3,309
Buffalo		656	165	2	102	49	925
Butte	8	1,162	4,019	32	1,325	524	6,546
Campbell		146	886		90	109	1,122
Charles Mix	2	2,439	2,166	2	740	487	5,349
Clark	2	789	1,369	4	338	190	2,502
Clay	3	2,984	2,390	33	1,935	1,238	7,345
Codington	18	5,283	7,278	58	3,507	1,767	16,144
Corson	2	1,260	670	11	385	231	2,328
Custer	13	1,186	3,532	29	1,300	607	6,060
Davison	2	3,605	5,224	33	2,235	1,218	11,099
Day	2	1,977	1,470	19	619	217	4,087
Deuel	7	915	1,208	7	668	233	2,805
Dewey	1	2,084	691	5	524	169	3,305
Douglas		344	1,554	2	183	160	2,083
Edmunds		891	1,492	13	422	189	2,818
Fall River	1	1,023	2,733	43	1,071	665	4,871
Faulk	1	425	817	1	279	110	1,523
Grant	4	1,565	2,275	18	918	515	4,780
Gregory	2	989	1,474	5	304	166	2,774
Haakon		214	1,028	1	120	49	1,363
Hamlin	3	840	2,341	3	578	242	3,765
Hand	1	705	1,462	4	258	168	2,430
Hanson	2	896	1,671	5	727	493	3,301
Harding		113	760	3	72	70	948
Hughes	3	2,384	6,693	37	1,615	1,039	10,732
Hutchinson	5	1,051	3,109	8	545	302	4,718
Hyde		233	645	6	93	48	977
Jackson	1	697	845	23	268	85	1,834
Jerauld	2	485	598	1	171	80	1,257
Jones	1	106	510	1	66	37	684
Kingsbury	2	1,068	1,776	5	550	226	3,401
Lake	5	3,113	4,388	36	1,967	586	9,509
Lawrence	11	3,946	8,625	93	3,521	2,155	16,196
Lincoln	30	8,486	16,441	86	7,654	2,677	32,697
Lyman	1	883	1,112	6	251	171	2,253
Marshall		1,243	1,037	12	435	278	2,727
McCook	5	1,169	1,763	9	604	267	3,550
McPherson		299	1,321	2	229	84	1,851
Meade	37	3,174	8,996	72	3,182	1,993	15,461
Mellette	1	508	488	1	137	89	1,135
Miner	2	685	577	3	267	125	1,534
Minnehaha	141	37,861	45,627	479	26,738	12,373	110,846
Moody	1	1,681	1,461	10	883	326	4,036
Oglala Lakota	1	5,662	578	69	1,584	620	7,894
Pennington	95	17,176	33,515	408	16,923	6,758	68,117
Perkins	3	454	1,361	7	298	174	2,123
Potter	2	330	1,348	2	160	57	1,842
Roberts	2	3,328	1,849	25	1,193	544	6,397
Sanborn	1	541	810	2	195	84	1,549
Spink	1	1,564	1,972	10	620	286	4,167
Stanley	1	500	1,331	4	255	20	2,091
Sully		245	744	1	112	27	1,102
Todd	4	3,152	703	15	774	767	4,648
Tripp	6	1,026	2,174	2	501	294	3,709
Turner	2	1,507	2,966	11	958	428	5,444
Union	7	2,877	5,019	32	2,777	1,422	10,712
Walworth	5	830	2,404	7	435	357	3,681
Yankton	6	4,376	5,822	52	2,955	1,425	13,211
Ziebach		894	389	6	263	126	1,552
<b>Total</b>	<b>504</b>	<b>168,301</b>	<b>243,523</b>	<b>2,131</b>	<b>110,039</b>	<b>53,512</b>	<b>524,498</b>

2016 PRIMARY ELECTION  
Number of Election Precincts Per County

County	Precincts
Aurora	5
Beadle	10
Bennett	4
Bon Homme	5
Brookings*	12
Brown*	12
Brule	5
Buffalo	3
Butte	16
Campbell	5
Charles Mix	13
Clark	13
Clay	7
Codington	17
Corson	12
Custer	10
Davison	8
Day	14
Deuel	10
Dewey	11
Douglas	5
Edmunds	6
Fall River	9
Faulk	7
Grant	18
Gregory	3
Haakon	6
Hamlin	7
Hand	9
Hanson	5
Harding	8
Hughes*	8
Hutchinson	7

County	Precincts
Hyde*	2
Jackson	8
Jerauld	5
Jones	3
Kingsbury	6
Lake	10
Lawrence	11
Lincoln	30
Lyman	7
Marshall	9
McCook	6
McPherson	6
Meade	37
Mellette	4
Miner	8
Minnehaha	71
Moody	6
Oglala Lakota	9
Pennington	47
Perkins	10
Potter*	3
Roberts	12
Sanborn	4
Spink	9
Stanley	3
Sully*	4
Todd	9
Tripp	13
Turner	8
Union	13
Walworth	10
Yankton*	8
Ziebach	6
<b>Total</b>	<b>687</b>

\* Denotes a county that utilizes  
Vote Centers

2016 PRIMARY ELECTION—Voter Turnout by County

County	Party	Registered Voters	Votes Cast	Percent Turnout	County	Party	Registered Voters	Votes Cast	Percent Turnout
Aurora	DEM\IND\NPA	1123	289	25.73	Jackson	DEM\IND\NPA	1018	137	13.46
Aurora	REP	801	215	26.84	Jackson	REP	875	215	24.57
Beadle	DEM\IND\NPA	6262	908	14.50	Jerauld	DEM\IND\NPA	700	163	23.29
Beadle	REP	4703	715	15.20	Jerauld	REP	634	156	24.61
Bennett	DEM\IND\NPA	1322	182	13.77	Jones	DEM\IND\NPA	192	53	27.60
Bennett	REP	718	255	35.52	Jones	REP	526	240	45.63
Bon	DEM\IND\NPA	2119	441	20.81	Kingsbury	DEM\IND\NPA	1749	387	22.13
Bon	REP	1945	544	27.97	Kingsbury	REP	1869	706	37.77
Brookings	DEM\IND\NPA	12041	1891	15.70	Lake	DEM\IND\NPA	5467	964	17.63
Brookings	REP	8013	1728	21.56	Lake	REP	4582	1040	22.70
Brown	DEM\IND\NPA	14538	2569	17.67	Lawrence	DEM\IND\NPA	8732	1696	19.42
Brown	REP	10454	2272	21.73	Lawrence	REP	9487	2838	29.91
Brule	DEM\IND\NPA	1994	437	21.92	Lincoln	DEM\IND\NPA	17683	2646	14.96
Brule	REP	1508	400	26.53	Lincoln	REP	17563	2994	17.05
Buffalo	DEM\IND\NPA	806	181	22.46	Lyman	DEM\IND\NPA	1255	252	20.08
Buffalo	REP	166	48	28.92	Lyman	REP	1161	647	55.73
Butte	DEM\IND\NPA	2743	512	18.67	Marshall	DEM\IND\NPA	1855	467	25.18
Butte	REP	4276	1616	37.79	Marshall	REP	1137	270	23.75
Campbell	DEM\IND\NPA	274	52	18.98	McCook	DEM\IND\NPA	1928	363	18.83
Campbell	REP	955	514	53.82	McCook	REP	1874	542	28.92
Charles Mix	DEM\IND\NPA	3519	596	16.94	McPherson	DEM\IND\NPA	566	101	17.84
Charles Mix	REP	2312	605	26.17	McPherson	REP	1366	666	48.76
Clark	DEM\IND\NPA	1219	213	17.47	Meade	DEM\IND\NPA	7405	1326	17.91
Clark	REP	1466	300	20.46	Meade	REP	9932	3326	33.49
Clay	DEM\IND\NPA	5849	1262	21.58	Mellette	DEM\IND\NPA	699	126	18.03
Clay	REP	2691	602	22.37	Mellette	REP	523	107	20.46
Codington	DEM\IND\NPA	9961	1530	15.36	Miner	DEM\IND\NPA	1040	203	19.52
Codington	REP	7866	2329	29.61	Miner	REP	613	155	25.29
Corson	DEM\IND\NPA	1818	271	14.91	Minnehaha	DEM\IND\NPA	72950	11483	15.74
Corson	REP	727	190	26.13	Minnehaha	REP	49586	8989	18.13
Custer	DEM\IND\NPA	2808	547	19.48	Moody	DEM\IND\NPA	2786	476	17.09
Custer	REP	3811	1577	41.38	Moody	REP	1563	324	20.73
Davison	DEM\IND\NPA	6609	994	15.04	Oglala Lakota	DEM\IND\NPA	7818	1011	12.93
Davison	REP	5669	1260	22.23	Oglala Lakota	REP	619	82	13.25
Day	DEM\IND\NPA	2734	566	20.70	Pennington	DEM\IND\NPA	38367	7603	19.82
Day	REP	1541	351	22.78	Pennington	REP	35948	12599	35.05
Deuel	DEM\IND\NPA	1739	276	15.87	Perkins	DEM\IND\NPA	832	150	18.03
Deuel	REP	1282	263	20.51	Perkins	REP	1453	663	45.63
Dewey	DEM\IND\NPA	2736	540	19.74	Potter	DEM\IND\NPA	518	123	23.75
Dewey	REP	732	250	34.15	Potter	REP	1377	855	62.09
Douglas	DEM\IND\NPA	584	86	14.73	Roberts	DEM\IND\NPA	4954	789	15.93
Douglas	REP	1657	451	27.22	Roberts	REP	1955	400	20.46
Edmunds	DEM\IND\NPA	1407	343	24.38	Sanborn	DEM\IND\NPA	786	120	15.27
Edmunds	REP	1587	664	41.84	Sanborn	REP	844	167	19.79
Fall River	DEM\IND\NPA	2438	548	22.48	Spink	DEM\IND\NPA	2347	495	21.09
Fall River	REP	3048	1404	46.06	Spink	REP	2094	460	21.97
Faulk	DEM\IND\NPA	763	173	22.67	Stanley	DEM\IND\NPA	767	227	29.60
Faulk	REP	866	336	38.80	Stanley	REP	1339	508	37.94
Grant	DEM\IND\NPA	2809	1056	37.59	Sully	DEM\IND\NPA	367	94	25.61
Grant	REP	2463	1390	56.44	Sully	REP	761	207	27.20
Gregory	DEM\IND\NPA	1386	343	24.75	Todd	DEM\IND\NPA	4564	959	21.01
Gregory	REP	1547	448	28.96	Todd	REP	828	185	22.34
Haakon	DEM\IND\NPA	340	91	26.76	Tripp	DEM\IND\NPA	1694	291	17.18
Haakon	REP	1069	529	49.49	Tripp	REP	2297	602	26.21
Hamlin	DEM\IND\NPA	1545	326	21.10	Turner	DEM\IND\NPA	2716	419	15.43
Hamlin	REP	2456	891	36.28	Turner	REP	3138	578	18.42
Hand	DEM\IND\NPA	1054	204	19.35	Union	DEM\IND\NPA	6549	716	10.93
Hand	REP	1538	611	39.73	Union	REP	5539	988	17.84
Hanson	DEM\IND\NPA	1908	182	9.54	Walworth	DEM\IND\NPA	1463	252	17.22
Hanson	REP	1878	445	23.70	Walworth	REP	2563	1128	44.01
Harding	DEM\IND\NPA	208	62	29.81	Yankton	DEM\IND\NPA	8237	1317	15.99
Harding	REP	807	407	50.43	Yankton	REP	6313	1036	16.41
Hughes	DEM\IND\NPA	4535	1064	23.46	Ziebach	DEM\IND\NPA	1257	242	19.25
Hughes	REP	7191	2804	38.99	Ziebach	REP	414	121	29.23
Hutchinson	DEM\IND\NPA	1745	283	16.22					
Hutchinson	REP	3258	1049	32.20					
Hyde	DEM\IND\NPA	341	67	19.65					
Hyde	REP	678	135	19.91					
					<b>TOTAL</b>		<b>574,990</b>	<b>126,128</b>	<b>21.94*</b>

\*Percentage calculated using Inactive Voters

2016 PRIMARY ELECTION  
 Presidential Delegates and Alternates—Democratic Party

County	Bernie Sanders	Hillary Clinton
Aurora	132	150
Beadle	373	501
Bennett	95	74
Bon Homme	197	225
Brookings	901	955
Brown	1,138	1,369
Brule	219	182
Buffalo	71	110
Butte	285	167
Campbell	26	20
Charles Mix	277	293
Clark	86	112
Clay	609	623
Codington	645	828
Corson	148	115
Custer	276	245
Davison	440	542
Day	203	343
Deuel	111	162
Dewey	342	181
Douglas	37	48
Edmunds	155	170
Fall River	304	207
Faulk	78	86
Grant	419	528
Gregory	164	179
Haakon	53	23
Hamlin	125	181
Hand	98	105
Hanson	83	97
Harding	40	14
Hughes	489	528
Hutchinson	125	151

County	Bernie Sanders	Hillary Clinton
Hyde	26	40
Jackson	69	59
Jerauld	65	96
Jones	31	20
Kingsbury	164	201
Lake	456	484
Lawrence	941	705
Lincoln	1,152	1,436
Lyman	115	115
Marshall	169	287
McCook	132	214
McPherson	46	47
Meade	696	530
Mellette	76	50
Miner	84	109
Minnehaha	5,290	6,018
Moody	207	262
Oglala Lakota	574	426
Pennington	3,996	3,384
Perkins	93	43
Potter	54	59
Roberts	397	392
Sanborn	45	66
Spink	201	283
Stanley	102	95
Sully	51	37
Todd	524	408
Tripp	147	136
Turner	178	232
Union	306	380
Walworth	116	121
Yankton	580	706
Ziebach	132	92
<b>Total</b>	<b>25,959</b>	<b>27,047</b>

2016 PRIMARY ELECTION  
Delegates to Support a Presidential Candidate—Republican Party

County	John R.	Ted Cruz	Donald J.
Aurora	27	50	136
Beadle	108	140	454
Bennett	29	30	179
Bon Homme	71	94	343
Brookings	375	319	915
Brown	371	397	1,407
Brule	58	61	245
Buffalo	5	6	37
Butte	191	246	1,074
Campbell	43	52	355
Charles Mix	58	113	404
Clark	53	50	179
Clay	143	102	320
Codington	381	336	1,473
Corson	15	37	126
Custer	195	226	1,068
Davison	214	163	808
Day	46	48	249
Deuel	60	59	141
Dewey	22	32	178
Douglas	68	82	262
Edmunds	58	75	426
Fall River	168	211	923
Faulk	26	53	216
Grant	211	188	850
Gregory	41	60	341
Haakon	39	58	397
Hamlin	119	196	489
Hand	77	93	385
Hanson	43	63	305
Harding	31	56	298
Hughes	601	355	1,606
Hutchinson	150	194	622

County	John R.	Ted Cruz	Donald J.
Hyde	15	21	96
Jackson	32	26	153
Jerauld	30	31	90
Jones	28	33	175
Kingsbury	117	100	421
Lake	171	156	619
Lawrence	453	372	1,801
Lincoln	523	587	1,760
Lyman	75	73	432
Marshall	60	42	163
McCook	80	101	320
McPherson	75	90	340
Meade	426	498	2,205
Mellette	12	8	87
Miner	26	29	98
Minnehaha	1,598	1,701	5,206
Moody	52	72	196
Oglala Lakota	17	11	48
Pennington	1,800	1,929	8,162
Perkins	62	108	441
Potter	69	108	579
Roberts	53	61	286
Sanborn	16	28	122
Spink	63	82	302
Stanley	83	45	352
Sully	23	43	133
Todd	26	54	90
Tripp	55	74	452
Turner	76	110	384
Union	140	161	644
Walworth	112	142	774
Yankton	184	186	646
Ziebach	11	25	79
<b>Total</b>	<b>10,660</b>	<b>11,352</b>	<b>44,867</b>

**2016 PRIMARY ELECTION**  
**Democratic State Legislative Primaries**

County	State Senator District 15	
	Democratic	
	Reynold F.	Patrick A.
Minnehaha	697	533
<b>Total</b>	<b>697</b>	<b>533</b>

County	State Representative District 18		
	Democratic		
	Christopher P. Svarstad	David Allen	Peter Rossiter
Yankton	326	692	605
<b>Total</b>	<b>326</b>	<b>692</b>	<b>605</b>

County	State Representative District 22		
	Democratic		
	Carmen Dannenbring	Joan Wollschlager	Darrell Raschke
Beadle	422	466	445
Kingsbury	238	261	68
<b>Total</b>	<b>660</b>	<b>727</b>	<b>513</b>

County	State Representative District 25		
	Democratic		
	David Haagenson	Dan Ahlers	Ryan Paul Tellberg
Minnehaha	419	918	299
<b>Total</b>	<b>419</b>	<b>918</b>	<b>299</b>

**2016 PRIMARY ELECTION**  
**Republican State Legislative Primaries**

County	State Representative		
	Republican		
	Drew Dennert	Daniel Kaiser	Todd Kolden
Brown	1,031	1,255	489
<b>Total</b>	<b>1,031</b>	<b>1,255</b>	<b>489</b>

County	State Senator District 05	
	Republican	
	Roger Solum	Neal Tapio
Codington	926	1,102
<b>Total</b>	<b>926</b>	<b>1,102</b>

County	State Senator District 07	
	Republican	
	Larry Tidemann	Doug Post
Brookings	713	486
<b>Total</b>	<b>713</b>	<b>486</b>

County	State Senator District 09	
	Republican	
	Deb Peters	Lora Hubbel
Minnehaha	569	441
<b>Total</b>	<b>569</b>	<b>441</b>

County	State Representative District 11		
	Republican		
	Dave Landry	Chris Karr	Mark K Willadsen
Minnehaha	550	608	632
<b>Total</b>	<b>550</b>	<b>608</b>	<b>632</b>

County	State Representative District 14		
	Republican		
	Tom Holmes	Larry P. Zikmund	Dave Zimbeck
Minnehaha	858	1,046	668
<b>Total</b>	<b>858</b>	<b>1,046</b>	<b>668</b>

County	State Representative District 16		
	Republican		
	Kevin D. Jensen	David L. Anderson	William "Bill" Shorma
Lincoln	514	713	250
Union	360	453	589
<b>Total</b>	<b>874</b>	<b>1,166</b>	<b>839</b>

County	State Senator District 19	
	Republican	
	Stace Nelson	Caleb Finck
Bon Homme	143	172
Douglas	262	184
Hanson	323	73
Hutchinson	461	551
McCook	363	157
<b>Total</b>	<b>1,552</b>	<b>1,137</b>



2016 PRIMARY ELECTION  
Republican State Legislative Primaries

County	State Representative District 19		
	Republican		
	ReGina L. Osborn	Kent S. Peterson	Kyle Schoenfish
Bon Homme	53	196	278
Douglas	77	268	343
Hanson	141	184	221
Hutchinson	113	614	881
McCook	106	387	260
<b>Total</b>	<b>490</b>	<b>1,649</b>	<b>1,983</b>

County	State Representative District 23			
	Republican			
	Dick Werner	John A. Lake	Spencer Gosch	Charles B. Hoffman
Campbell	291	155	188	245
Edmunds	262	239	241	287
Faulk	167	227	86	91
Hand	264	320	229	114
McPherson	254	178	282	423
Potter	71	801	201	187
Spink	60	55	18	18
Walworth	238	491	890	341
<b>Total</b>	<b>1,607</b>	<b>2,466</b>	<b>2,135</b>	<b>1,706</b>

County	State Representative District 25		
	Republican		
	Roger Hunt	Courtney Ecklund	Tom Pischke
Minnehaha	765	602	643
<b>Total</b>	<b>765</b>	<b>602</b>	<b>643</b>

County	State Senator District 28	
	Republican	
	Ryan M. Maher	Steven W. Ritch
Butte	856	243
Corson	167	16
Dewey	221	21
Harding	355	36
Perkins	598	41
Ziebach	110	11
<b>Total</b>	<b>2,307</b>	<b>368</b>

County	State Representative District 28B	
	Republican	
	Sam Marty	Karen L. Wagner
Butte	737	488
Harding	322	79
Perkins	472	165
<b>Total</b>	<b>1,531</b>	<b>732</b>

County	State Representative District 30				
	Republican				
	Julie Frye-Mueller	Marilyn J. Oakes	Richard Mounce	Travis Lasseter	Tim R. Goodwin
Custer	541	538	470	438	574
Fall River	437	331	547	408	414
Pennington	482	338	428	384	520
<b>Total</b>	<b>1,460</b>	<b>1,207</b>	<b>1,445</b>	<b>1,230</b>	<b>1,508</b>

County	State Senator District 30	
	Republican	
	Lance Russell	Bruce Rampelberg
Custer	885	546
Fall River	787	561
Pennington	724	544
<b>Total</b>	<b>2,396</b>	<b>1,651</b>

2016 PRIMARY ELECTION  
Republican State Legislative Primaries

	State Representative District 31		
	Republican		
	Timothy R. Johns	Charles M. Turbiville	Michael E. Weyrich
County			
Lawrence	1,789	1,558	1,000
<b>Total</b>	<b>1,789</b>	<b>1,558</b>	<b>1,000</b>

	State Senator District 32	
	Republican	
	Alan D.	Richard
County		
Pennington	1,495	919
<b>Total</b>	<b>1,495</b>	<b>919</b>

	State Representative District 32		
	Republican		
	Craig Ericks	Sean McPherson	Kristin A. Conzet
County			
Pennington	1,147	1,372	1,245
<b>Total</b>	<b>1,147</b>	<b>1,372</b>	<b>1,245</b>

	State Senator District 33	
	Republican	
	Phil Jensen	Jacqueline Sly
County		
Meade	438	214
Pennington	1,616	1,122
<b>Total</b>	<b>2,054</b>	<b>1,336</b>

	State Representative District 33		
	Republican		
	Taffy Howard	David Johnson	Mike Buckingham
County			
Meade	313	460	214
Pennington	1,479	1,775	885
<b>Total</b>	<b>1,792</b>	<b>2,235</b>	<b>1,099</b>

	State Senator District 34	
	Republican	
	Jeffrey D. Partridge	Janette McIntyre
County		
Pennington	1,742	1,496
<b>Total</b>	<b>1,742</b>	<b>1,496</b>

	State Senator District 35	
	Republican	
	Terri L. Haverly	Tina Mulally
County		
Pennington	912	746
<b>Total</b>	<b>912</b>	<b>746</b>

2016 PRIMARY ELECTION  
Recounts

	State Representative District 16		
	Republican		
	Kevin D. Jensen	David L. Anderson	William "Bill" Shorma
County			
Lincoln	514	713	250
Union	358	451	584
<b>Total</b>	<b>872</b>	<b>1,164</b>	<b>834</b>

	State Representative District 30				
	Republican				
	Julie Frye-Mueller	Marilyn J Oakes	Richard Mounce	Travis Lasseter	Tim R. Goodwin
County					
Custer	541	538	470	438	574
Fall River	437	331	547	408	414
Pennington	481	339	428	384	519
<b>Total</b>	<b>1,459</b>	<b>1,208</b>	<b>1,445</b>	<b>1,230</b>	<b>1,507</b>

2016 GENERAL ELECTION—Voter Registration Totals as of November 8, 2016

County	Constitution	Democratic	Republican	OTH	NPA/IND	Libertarian	Inactive	Total Active
Aurora		828	806	3	245	1	95	1,883
Beadle	4	3,572	4,382	43	2,017	20	1,063	10,038
Bennett		877	689	2	305		218	1,873
Bon Homme	2	1,406	1,949	1	620	11	210	3,989
Brookings	23	5,474	7,504	19	5,159	76	2,585	18,255
Brown	7	8,966	10,045	38	4,168	61	2,523	23,285
Brule	5	1,336	1,466	1	554	11	205	3,373
Buffalo		665	170	2	108		49	945
Butte	8	1,168	4,101	6	1,402	33	500	6,718
Campbell		143	913		92		103	1,148
Charles Mix	2	2,458	2,220		789	3	456	5,472
Clark	2	795	1,388	2	359	2	182	2,548
Clay	2	3,102	2,495	8	2,086	35	1,177	7,728
Codington	15	5,280	7,581	29	3,724	34	1,659	16,663
Corson	2	1,272	674	7	399	7	217	2,361
Custer	13	1,224	3,697	23	1,375	14	562	6,346
Davison	2	3,652	5,426	21	2,386	18	1,150	11,505
Day	2	1,956	1,512	12	653	8	200	4,143
Deuel	7	907	1,262	1	692	7	215	2,876
Dewey	1	2,081	696	4	539	2	161	3,323
Douglas		341	1,574		195	2	149	2,112
Edmunds		872	1,510	6	425	8	178	2,821
Fall River	2	1,044	2,849	30	1,168	15	642	5,108
Faulk	1	420	845		277	1	96	1,544
Grant	2	1,559	2,334	12	963	9	473	4,879
Gregory	2	981	1,520		319	4	151	2,826
Haakon		208	1,049	1	121	1	48	1,380
Hamlin	3	824	2,411	1	601	2	226	3,842
Hand	1	693	1,472	1	274	3	161	2,444
Hanson	2	900	1,715	2	774	3	487	3,396
Harding		109	777		77	3	54	966
Hughes	5	2,431	6,837	14	1,745	33	967	11,065
Hutchinson	7	1,056	3,168	4	598	4	288	4,837
Hyde	1	228	660	4	103	2	46	998
Jackson	1	720	858	18	281	4	81	1,882
Jerauld	3	486	609		180	1	81	1,279
Jones		108	522		79	1	36	710
Kingsbury	1	1,050	1,813	2	598	5	207	3,469
Lake	5	3,202	4,647	5	2,235	33	550	10,127
Lawrence	11	4,033	9,007	19	3,819	88	2,035	16,977
Lincoln	29	8,839	17,239	25	8,417	80	2,519	34,629
Lyman	1	870	1,135	2	262	4	152	2,274
Marshall		1,245	1,059	1	467	9	264	2,781
McCook	5	1,161	1,797		647	14	250	3,624
McPherson		293	1,321		238	2	75	1,854
Meade	33	3,236	9,485	7	3,489	74	1,915	16,324
Mellette	1	522	501		142	1	87	1,167
Miner	2	675	584	1	283	2	115	1,547
Minnehaha	141	38,644	47,174	153	29,085	398	11,713	115,595
Moody	2	1,709	1,526	3	938	7	306	4,185
Oglala Lakota	1	5,710	569	65	1,684	8	611	8,037
Pennington	95	17,601	34,868	140	18,318	336	6,542	71,358
Perkins	3	451	1,405	3	315	6	169	2,183
Potter	2	318	1,376	2	170	1	51	1,869
Roberts	4	3,351	1,880	18	1,263	9	520	6,525
Sanborn	1	536	837	3	208	3	73	1,588
Spink	1	1,570	2,014	6	647	5	268	4,243
Stanley	2	508	1,356		274	4	20	2,144
Sully		240	753	1	111		23	1,105
Todd	3	3,165	713	10	810	6	751	4,707
Tripp	7	1,017	2,219	1	521	2	277	3,767
Turner	2	1,526	3,044	10	1,030	3	344	5,615
Union	8	2,905	5,257	14	2,962	24	1,376	11,170
Walworth	5	829	2,440	1	463	6	332	3,744
Yankton	8	4,441	6,014	16	3,140	48	1,339	13,667
Ziebach		905	397	6	281	3	120	1,592
<b>Total</b>	<b>500</b>	<b>170,694</b>	<b>252,116</b>	<b>829</b>	<b>118,669</b>	<b>1,620</b>	<b>50,698</b>	<b>544,428</b>

2016 GENERAL ELECTION  
Number of Election Precincts Per County

County	Precincts
Aurora	5
Beadle	10
Bennett	4
Bon Homme	5
Brookings*	12
Brown*	12
Brule	5
Buffalo	3
Butte	16
Campbell	5
Charles Mix	13
Clark	13
Clay	11
Codington	28
Corson	12
Custer	10
Davison	16
Day	14
Deuel	10
Dewey	11
Douglas	5
Edmunds	6
Fall River	9
Faulk	7
Grant	18
Gregory	3
Haakon	6
Hamlin	7
Hand	9
Hanson	5
Harding	8
Hughes*	8
Hutchinson	7

County	Precincts
Hyde*	2
Jackson	8
Jerauld	5
Jones	3
Kingsbury	6
Lake	10
Lawrence	11
Lincoln	30
Lyman	7
Marshall	9
McCook	6
McPherson	6
Meade	37
Mellette	4
Miner	8
Minnehaha	71
Moody	6
Oglala Lakota	9
Pennington	47
Perkins	10
Potter*	3
Roberts	12
Sanborn	4
Spink	9
Stanley	3
Sully*	4
Todd	9
Tripp	13
Turner	8
Union	13
Walworth	10
Yankton*	8
Ziebach	6
<b>TOTAL</b>	<b>707</b>

\*Denotes  
a county  
that  
utilizes  
Vote  
Centers

2016 GENERAL ELECTION  
Voter Turnout

County	Registered Voters	Votes Cast	Percent Turnout	County	Registered Voters	Votes Cast	Percent Turnout
Aurora	1883	1447	76.85	Hyde	998	703	70.44
Beadle	10037	6965	69.39	Jackson	1882	1118	59.40
Bennett	1873	1171	62.52	Jerauld	1279	1003	78.42
Bon Homme	3989	3076	77.11	Jones	710	572	80.56
Brookings	18254	13056	71.52	Kingsbury	3468	2624	75.66
Brown	23285	16484	70.79	Lake	10127	6961	68.74
Brule	3373	2350	69.67	Lawrence	16977	12123	71.41
Buffalo	945	512	54.18	Lincoln	34629	25817	74.55
Butte	6718	4414	65.70	Lyman	2273	1461	64.28
Campbell	1148	857	74.65	Marshall	2781	2016	72.49
Charles Mix	5471	3492	63.83	McCook	3624	2667	73.59
Clark	2548	1710	67.11	McPherson	1854	1218	65.70
Clay	7728	5208	67.39	Meade	16324	11846	72.57
Codington	16665	11986	71.92	Mellette	1167	705	60.41
Corson	2361	1195	50.61	Miner	1547	1114	72.01
Custer	6346	4825	76.03	Minnehaha	115589	80071	69.27
Davison	11507	8177	71.06	Moody	4184	3012	71.99
Day	4143	2838	68.50	Oglala Lakota	8037	2952	36.73
Deuel	2876	2133	74.17	Pennington	71355	48663	68.20
Dewey	3323	1739	52.33	Perkins	2184	1651	75.60
Douglas	2112	1636	77.46	Potter	1869	1362	79.28
Edmunds	2821	1962	69.55	Roberts	6524	3996	61.25
Fall River	5108	3648	71.42	Sanborn	1588	1147	72.23
Faulk	1544	1157	74.94	Spink	4243	3045	71.77
Grant	4879	3668	75.18	Stanley	2144	1596	74.44
Gregory	2826	2135	75.55	Sully	1105	876	79.28
Haakon	1379	1059	76.79	Todd	4707	2167	46.04
Hamlin	3842	2840	73.92	Tripp	3767	2683	71.22
Hand	2444	1879	76.88	Turner	5612	4259	75.89
Hanson	3396	2050	60.37	Union	11170	8049	72.06
Harding	966	780	80.75	Walworth	3743	2532	67.65
Hughes	11065	8439	76.27	Yankton	13650	9860	72.23
Hutchinson	4835	3454	71.44	Ziebach	1592	784	49.25
<b>TOTAL</b>	<b>544,393</b>	<b>378,995</b>	<b>69.62%</b>				

2016 GENERAL ELECTION  
United States Presidential Electors

County	Donald J. Trump REP	Gary Johnson LIB	Hillary Clinton DEM	Darrell L. Castle CON	County	Donald J. Trump REP	Gary Johnson LIB	Hillary Clinton DEM	Darrell L. Castle CON
Aurora	974	74	340	19	Hyde	543	17	125	5
Beadle	4,455	323	1,912	82	Jackson	722	36	323	14
Bennett	666	57	412	14	Jerauld	648	36	264	19
Bon Homme	2,105	129	704	36	Jones	450	32	69	7
Brookings	6,748	881	4,879	172	Kingsbury	1,680	139	703	29
Brown	9,613	915	5,452	134	Lake	4,038	358	2,314	76
Brule	1,565	125	571	27	Lawrence	7,411	934	3,356	141
Buffalo	171	18	296	5	Lincoln	15,499	1,413	8,076	243
Butte	3,357	246	696	52	Lyman	977	56	369	19
Campbell	704	20	105	2	Marshall	1,056	117	754	20
Charles Mix	2,382	98	935	18	McCook	1,794	130	623	40
Clark	1,139	103	398	17	McPherson	892	43	192	10
Clay	2,109	295	2,608	57	Meade	8,441	832	2,223	125
Codington	7,764	600	3,174	131	Mellette	402	32	238	11
Corson	588	34	535	18	Miner	706	67	281	10
Custer	3,293	256	1,121	51	Minnehaha	42,043	4,753	30,610	857
Davison	5,157	349	2,355	91	Moody	1,731	131	1,043	28
Day	1,627	116	974	30	Oglala Lakota	241	106	2,510	48
Deuel	1,366	117	570	27	Pennington	29,804	3,339	14,074	526
Dewey	723	71	888	26	Perkins	1,333	70	188	15
Douglas	1,338	41	214	12	Potter	1,071	40	215	11
Edmunds	1,433	86	380	19	Roberts	2,144	164	1,540	41
Fall River	2,511	166	821	65	Sanborn	819	51	241	12
Faulk	858	45	204	11	Spink	1,854	143	919	35
Grant	2,382	175	971	36	Stanley	1,148	77	329	13
Gregory	1,600	78	391	22	Sully	679	40	137	5
Haakon	936	27	77	4	Todd	487	96	1,505	37
Hamlin	2,051	124	555	32	Tripp	2,069	84	462	15
Hand	1,391	76	334	17	Turner	2,937	216	961	36
Hanson	1,497	59	424	26	Union	5,290	312	2,227	68
Harding	695	31	38	6	Walworth	1,896	79	457	45
Hughes	5,174	480	2,450	71	Yankton	5,659	552	3,301	111
Hutchinson	2,517	112	692	44	Ziebach	368	28	353	18
<b>Total</b>	<b>227,721</b>	<b>20,850</b>	<b>117,458</b>	<b>4,064</b>					

2016 GENERAL ELECTION  
United States Senator

<b>County</b>	<b>John R. Thune</b>	<b>Jay Williams</b>	<b>County</b>	<b>John R. Thune</b>	<b>Jay Williams</b>
Aurora	1,073	343	Hyde	567	124
Beadle	5,049	1,809	Jackson	771	309
Bennett	758	382	Jerauld	720	261
Bon Homme	2,253	770	Jones	494	67
Brookings	8,817	3,947	Kingsbury	1,899	674
Brown	11,371	4,793	Lake	4,677	2,031
Brule	1,746	554	Lawrence	8,566	3,267
Buffalo	232	257	Lincoln	19,264	6,043
Butte	3,546	758	Lyman	1,051	378
Campbell	740	87	Marshall	1,341	629
Charles Mix	2,484	941	McCook	2,021	599
Clark	1,269	408	McPherson	1,009	165
Clay	2,923	2,161	Meade	9,198	2,348
Codington	8,740	3,003	Mellette	464	224
Corson	680	474	Miner	807	284
Custer	3,530	1,177	Minnehaha	52,494	25,359
Davison	6,017	1,990	Moody	1,983	970
Day	1,815	962	Oglala Lakota	655	2,217
Deuel	1,563	534	Pennington	33,967	13,207
Dewey	862	833	Perkins	1,374	231
Douglas	1,377	228	Potter	1,087	253
Edmunds	1,517	396	Roberts	2,550	1,376
Fall River	2,671	868	Sanborn	889	244
Faulk	925	206	Spink	2,177	816
Grant	2,705	890	Stanley	1,254	303
Gregory	1,671	426	Sully	718	136
Haakon	956	84	Todd	724	1,376
Hamlin	2,253	536	Tripp	2,134	492
Hand	1,517	335	Turner	3,289	871
Hanson	1,512	451	Union	6,060	1,793
Harding	684	74	Walworth	1,975	482
Hughes	6,339	1,891	Yankton	6,542	3,089
Hutchinson	2,779	609	Ziebach	421	345
<b>Total</b>	<b>265,516</b>	<b>104,140</b>			

2016 GENERAL ELECTION  
United States Representative

<b>County</b>	<b>Kristi Noem</b>	<b>Paula Hawks</b>
Aurora	929	492
Beadle	4,491	2,340
Bennett	721	419
Bon Homme	1,942	1,046
Brookings	7,418	5,352
Brown	9,676	6,492
Brule	1,585	713
Buffalo	200	290
Butte	3,407	895
Campbell	699	127
Charles Mix	2,288	1,154
Clark	1,099	584
Clay	2,427	2,644
Codington	7,866	3,928
Corson	631	512
Custer	3,445	1,288
Davison	5,253	2,759
Day	1,580	1,192
Deuel	1,401	699
Dewey	734	959
Douglas	1,334	277
Edmunds	1,394	520
Fall River	2,595	935
Faulk	838	301
Grant	2,467	1,133
Gregory	1,519	572
Haakon	926	109
Hamlin	2,062	730
Hand	1,381	458
Hanson	1,444	525
Harding	679	77
Hughes	5,596	2,670
Hutchinson	2,551	829

<b>County</b>	<b>Kristi Noem REP</b>	<b>Paula Hawks DEM</b>
Hyde	518	176
Jackson	745	342
Jerauld	638	345
Jones	460	101
Kingsbury	1,673	889
Lake	4,095	2,654
Lawrence	8,041	3,774
Lincoln	16,739	8,581
Lyman	948	487
Marshall	1,120	851
McCook	1,786	844
McPherson	940	241
Meade	8,756	2,799
Mellette	419	274
Miner	694	398
Minnehaha	44,809	33,184
Moody	1,545	1,409
Oglala Lakota	514	2,362
Pennington	31,746	15,502
Perkins	1,353	258
Potter	1,076	268
Roberts	2,200	1,727
Sanborn	804	325
Spink	1,875	1,102
Stanley	1,132	433
Sully	668	191
Todd	580	1,528
Tripp	1,976	647
Turner	2,959	1,219
Union	5,758	2,077
Walworth	1,891	567
Yankton	5,763	3,830
Ziebach	364	404
<b>Total</b>	<b>237,163</b>	<b>132,810</b>



2016 GENERAL ELECTION  
Public Utilities Commissioner

<b>County</b>	<b>Chris Nelson REP</b>	<b>Henry Red Cloud DEM</b>
Aurora	1,201	208
Beadle	5,376	1,331
Bennett	685	434
Bon Homme	2,415	477
Brookings	8,899	3,376
Brown	11,775	3,829
Brule	1,862	375
Buffalo	174	313
Butte	3,542	661
Campbell	763	58
Charles Mix	2,639	766
Clark	1,369	245
Clay	2,858	1,990
Codington	9,122	2,134
Corson	589	550
Custer	3,507	1,086
Davison	6,405	1,445
Day	1,964	664
Deuel	1,650	391
Dewey	702	961
Douglas	1,427	139
Edmunds	1,582	254
Fall River	2,541	888
Faulk	941	154
Grant	2,827	631
Gregory	1,654	355
Haakon	964	63
Hamlin	2,338	368
Hand	1,556	230
Hanson	1,529	355
Harding	699	54
Hughes	6,750	1,416
Hutchinson	2,885	420

<b>County</b>	<b>Chris Nelson REP</b>	<b>Henry Red Cloud DEM</b>
Hyde	580	95
Jackson	725	334
Jerauld	749	205
Jones	489	65
Kingsbury	1,970	506
Lake	4,850	1,583
Lawrence	8,511	2,989
Lincoln	19,536	4,826
Lyman	1,049	338
Marshall	1,421	475
McCook	2,150	393
McPherson	1,021	116
Meade	9,036	2,128
Mellette	449	232
Miner	885	176
Minnehaha	53,394	20,815
Moody	2,083	804
Oglala Lakota	269	2,601
Pennington	32,892	12,490
Perkins	1,385	182
Potter	1,166	139
Roberts	2,531	1,266
Sanborn	924	172
Spink	2,361	564
Stanley	1,293	247
Sully	734	107
Todd	469	1,610
Tripp	2,214	372
Turner	3,382	678
Union	5,867	1,712
Walworth	2,045	356
Yankton	6,955	2,287
Ziebach	373	375
<b>Total</b>	<b>268,948</b>	<b>87,859</b>

2016 GENERAL ELECTION  
State Senate & State House of Representatives

County	State Senator District 01		County	State Representative District 01	
	Jason Frerichs			Steven D. McCleerey - DEM	Susan Wismer - DEM
Brown	959		Brown	651	814
Day	1,783		Day	990	1,466
Marshall	1,315		Marshall	731	1,301
Roberts	2,792		Roberts	1,864	1,966
<b>Total</b>	<b>6,849</b>		<b>Total</b>	<b>4,236</b>	<b>5,547</b>

County	State Senator District 02		County	State Representative District 02		
	Brock L. Greenfield - REP			Burt Tulson - REP	Lana Greenfield - REP	John Graham - DEM
Brown	2,482		Brown	1,858	2,036	1,464
Clark	1,239		Clark	1,015	1,007	529
Hamlin	2,193		Hamlin	2,078	1,569	676
Spink	1,925		Spink	1,269	1,613	1,004
<b>Total</b>	<b>7,839</b>		<b>Total</b>	<b>6,220</b>	<b>6,225</b>	<b>3,673</b>

County	State Senator District 03		County	State Representative District 03			
	Al Novstrup - REP	Cory Allen Heidelbergger - DEM		Drew Dennert - REP	Daniel Kaiser - REP	Brooks Briscoe - DEM	Nikki Bootz - DEM
Brown	6,364	4,031	Brown	6,361	6,588	3,441	2,784
<b>Total</b>	<b>6,364</b>	<b>4,031</b>	<b>Total</b>	<b>6,361</b>	<b>6,588</b>	<b>3,441</b>	<b>2,784</b>

County	State Senator District 04		County	State Representative District 04			
	John Wiik	Kathy Tyler		John Mills - REP	Jason W. Kettwig - REP	Matt Rosdahl - DEM	Peggy Schuelke - DEM
Brookings	2,409	1,465	Brookings	2,376	2,007	1,067	1,293
Codington	1,017	603	Codington	814	893	389	594
Deuel	1,275	805	Deuel	1,124	1,017	672	796
Grant	2,038	1,543	Grant	1,645	2,133	756	1,694
<b>Total</b>	<b>6,739</b>	<b>4,416</b>	<b>Total</b>	<b>5,959</b>	<b>6,050</b>	<b>2,884</b>	<b>4,377</b>

2016 GENERAL ELECTION  
State Senate & State House of Representatives

County	State Senator District 05		State Representative District 05			
	Neal Tapio - REP		Hugh M. Bartels - REP	Nancy York - REP	Michele Alvine - DEM	Charles "Chuck" Haan - IND
Codington	6,838		5,770	5,346	3,157	1,882
<b>Total</b>	<b>6,838</b>		<b>5,770</b>	<b>5,346</b>	<b>3,157</b>	<b>1,882</b>

County	State Senator District 06		State Representative District 06			
	Ernie Otten - REP	Kyle C. Boese - DEM	Isaac Latterell - REP	Herman Otten - REP	Kyle Rogers - DEM	Clara Hart - DEM
Lincoln	7,697	3,482	6,274	6,873	2,774	3,452
<b>Total</b>	<b>7,697</b>	<b>3,482</b>	<b>6,274</b>	<b>6,873</b>	<b>2,774</b>	<b>3,452</b>

County	State Senator District 07		State Representative District 07		
	Larry Tidemann - REP	Mary J. Perpich - DEM	Tim Reed - REP	Spencer Hawley - DEM	Linda A. Brandt - DEM
Brookings	5,569	2,887	5,457	4,788	2,903
<b>Total</b>	<b>5,569</b>	<b>2,887</b>	<b>5,457</b>	<b>4,788</b>	<b>2,903</b>

County	State Senator District 08	
	Jordan Youngberg - REP	Scott Parsley - DEM
Lake	3,367	3,225
Miner	503	566
Moody	1,330	1,585
Sanborn	670	400
<b>Total</b>	<b>5,870</b>	<b>5,776</b>

County	State Representative District 08			
	Mathew Wollmann - REP	Leslie Heinemann - REP	Jason Unger - DEM	Kory Rawstern - DEM
Lake	4,596	3,273	2,417	1,578
Miner	624	534	442	247
Moody	1,253	1,653	1,448	578
Sanborn	647	669	338	212
<b>Total</b>	<b>7,120</b>	<b>6,129</b>	<b>4,645</b>	<b>2,615</b>

2016 GENERAL ELECTION  
State Senate & State House of Representatives

County	State Senator District 09	
	Deb Peters - REP	John Koch - DEM
Minnehaha	6,426	3,398
<b>Total</b>	<b>6,426</b>	<b>3,398</b>

County	State Representative District 09			
	Michael Clark - REP	Wayne H. Steinhauer - REP	Michael Saba - DEM	Mark G. Guthmiller - DEM
Minnehaha	4,754	4,867	4,185	2,946
<b>Total</b>	<b>4,754</b>	<b>4,867</b>	<b>4,185</b>	<b>2,946</b>

County	State Senator District 10	
	Jenna Haggar - REP	Jim Powers - DEM
Minnehaha	6,205	4,141
<b>Total</b>	<b>6,205</b>	<b>4,141</b>

County	State Representative District 10			
	Steven Haugaard - REP	Don Haggar - REP	Paul Vanderlinde - DEM	Dean Kurtz - DEM
Minnehaha	5,838	5,484	3,437	3,283
<b>Total</b>	<b>5,838</b>	<b>5,484</b>	<b>3,437</b>	<b>3,283</b>

County	State Senator District 11	
	Jim Stalzer - REP	Tom Cool - DEM
Minnehaha	6,944	4,481
<b>Total</b>	<b>6,944</b>	<b>4,481</b>

County	State Representative District 11			
	Chris Karr - REP	Mark K Willadsen - REP	Leona Wieland - DEM	Paul Schipper - DEM
Minnehaha	6,422	6,109	4,108	3,483
<b>Total</b>	<b>6,422</b>	<b>6,109</b>	<b>4,108</b>	<b>3,483</b>

County	State Senator District 12	
	Blake Curd - REP	Jim Sanden - DEM
Lincoln	2,756	1,416
Minnehaha	3,465	3,016
<b>Total</b>	<b>6,221</b>	<b>4,432</b>

County	State Representative District 12			
	Greg Jamison - REP	Arch Beal - REP	Bob Benson - DEM	Susan Randall - DEM
Lincoln	2,778	2,432	910	1,485
Minnehaha	3,657	2,965	2,134	3,197
<b>Total</b>	<b>6,435</b>	<b>5,397</b>	<b>3,044</b>	<b>4,682</b>

2016 GENERAL ELECTION  
State Senate & State House of Representatives

County	State Senator District 13		State Representative District 13			
	Jack Kolbeck - REP	Denny Pierson - DEM	G. Mark Mickelson - REP	Sue K. Lucas-Peterson - REP	P. James Eckhoff Jr - DEM	Ellee Spawn - DEM
Lincoln	3,423	1,453	3,730	2,766	1,216	941
Minnehaha	3,574	3,049	3,966	2,833	2,732	2,173
<b>Total</b>	<b>6,997</b>	<b>4,502</b>	<b>7,696</b>	<b>5,599</b>	<b>3,948</b>	<b>3,114</b>

County	State Senator District 14		State Representative District 14			
	Deb Soholt - REP	Tyler Swanger - IND	Larry P. Zikmund - REP	Tom Holmes - REP	Valerie Loudenback - DEM	JR LaPlante - DEM
Minnehaha	7,747	3,536	6,637	6,204	4,531	3,140
<b>Total</b>	<b>7,747</b>	<b>3,536</b>	<b>6,637</b>	<b>6,204</b>	<b>4,531</b>	<b>3,140</b>

County	State Senator District 15		State Representative District 15			
	Reynold F. Nesiba - DEM		Jamie Smith - DEM	Karen Soli - DEM	Mike Myers - IND	Eric Leggett - IND
Minnehaha	3,666		2,414	2,621	1,784	1,719
<b>Total</b>	<b>3,666</b>		<b>2,414</b>	<b>2,621</b>	<b>1,784</b>	<b>1,719</b>

County	State Senator District 16		State Representative District 16			
	Jim Bolin - REP	Chad Skiles - DEM	David L. Anderson - REP	Kevin D. Jensen - REP	Ted Curry - DEM	Ann Tornberg - DEM
Lincoln	2,756	1,063	2,375	2,028	745	1,556
Union	5,518	2,059	4,245	3,944	2,150	2,933
<b>Total</b>	<b>8,274</b>	<b>3,122</b>	<b>6,620</b>	<b>5,972</b>	<b>2,895</b>	<b>4,489</b>

County	State Senator District 17		State Representative District 17			
	Arthur Rusch - REP	Shane Merrill - DEM	Debbie Pease - REP	Nancy Rasmussen - REP	Mark Winegar - DEM	Ray Ring - DEM
Clay	2,944	1,991	1,555	1,981	2,404	2,858
Turner	2,079	1,974	2,181	2,687	953	1,325
<b>Total</b>	<b>5,023</b>	<b>3,965</b>	<b>3,736</b>	<b>4,668</b>	<b>3,357</b>	<b>4,183</b>

2016 GENERAL ELECTION  
State Senate & State House of Representatives

	State Senator District 18
	Craig Kennedy - DEM
County	
Yankton	5,765
<b>Total</b>	<b>5,765</b>

	State Representative District 18			
	Mike Stevens - REP	Jean M. Hunhoff - REP	David Allen - DEM	Peter Rossiter - DEM
County				
Yankton	6,296	5,393	3,047	2,250
<b>Total</b>	<b>6,296</b>	<b>5,393</b>	<b>3,047</b>	<b>2,250</b>

	State Senator District 19	
	Stace Nelson - REP	Russell Graeff - DEM
County		
Bon Homme	1,231	527
Douglas	1,324	236
Hanson	1,565	357
Hutchinson	2,576	693
McCook	1,940	595
<b>Total</b>	<b>8,636</b>	<b>2,408</b>

	State Representative District 19		
	Kent S. Peterson - REP	Kyle Schoenfish - REP	Melissa R. Mentele - DEM
County			
Bon Homme	888	1,331	555
Douglas	1,087	1,173	265
Hanson	1,162	1,115	543
Hutchinson	1,919	2,660	686
McCook	1,880	1,304	729
<b>Total</b>	<b>6,936</b>	<b>7,583</b>	<b>2,778</b>

	State Senator District 20	
	Joshua Klumb - REP	Quinten L. Burg - DEM
County		
Aurora	834	581
Davison	5,432	2,478
Jerauld	400	585
<b>Total</b>	<b>6,666</b>	<b>3,644</b>

	State Representative District 20	
	Tona Rozum - REP	Lance Carson - REP
County		
Aurora	881	744
Davison	5,441	4,699
Jerauld	588	454
<b>Total</b>	<b>6,910</b>	<b>5,897</b>

	State Senator District 21
	Billie H. Sutton - DEM
County	
Bon Homme	788
Charles Mix	2,534
Gregory	1,516
Tripp	1,863
<b>Total</b>	<b>6,701</b>

	State Representative District 21		
	Lee Qualm - REP	Gary Burrus - DEM	Julie Bartling - DEM
County			
Bon Homme	728	319	494
Charles Mix	1,957	1,109	1,944
Gregory	1,086	874	1,349
Tripp	1,663	735	1,364
<b>Total</b>	<b>5,434</b>	<b>3,037</b>	<b>5,151</b>

2016 GENERAL ELECTION  
State Senate & State House of Representatives

County	State Senator District 22	
	Jim White - REP	Eric Bliss - DEM
Beadle	5,004	1,749
Kingsbury	1,750	659
<b>Total</b>	<b>6,754</b>	<b>2,408</b>

County	State Representative District 22			
	Roger Chase - REP	Bob Glanzer - REP	Joan Wollschlager - DEM	Carmen Dannenbring - DEM
Beadle	3,886	4,799	2,024	1,376
Kingsbury	1,106	1,307	1,135	930
<b>Total</b>	<b>4,992</b>	<b>6,106</b>	<b>3,159</b>	<b>2,306</b>

County	State Senator District 23
	Justin R Cronin - REP
Campbell	663
Edmunds	1,365
Faulk	884
Hand	1,394
McPherson	846
Potter	1,122
Spink	246
Walworth	1,925
<b>Total</b>	<b>8,445</b>

County	State Representative District 23	
	Spencer Gosch	John A. Lake
Campbell	621	451
Edmunds	1,212	947
Faulk	672	685
Hand	1,123	954
McPherson	774	557
Potter	547	1,161
Spink	202	194
Walworth	1,948	1,145
<b>Total</b>	<b>7,099</b>	<b>6,094</b>

County	State Senator District 24
	Jeff Monroe - REP
Hughes	5,783
Hyde	532
Stanley	1,144
Sully	665
<b>Total</b>	<b>8,124</b>

County	State Representative District 24	
	Mary Duvall - REP	Tim Rounds - REP
Hughes	5,262	5,049
Hyde	409	451
Stanley	962	925
Sully	478	566
<b>Total</b>	<b>7,111</b>	<b>6,991</b>

2016 GENERAL ELECTION  
State Senate & State House of Representatives

County	State Senator District 25		State Representative District 25			
	Kris Langer - REP	Jeff Barth - DEM	Tom Pischke - REP	Roger Hunt - REP	David Haagenson - DEM	Dan Ahlers - DEM
Minnehaha	7,254	4,301	6,398	5,399	3,266	5,432
<b>Total</b>	<b>7,254</b>	<b>4,301</b>	<b>6,398</b>	<b>5,399</b>	<b>3,266</b>	<b>5,432</b>

County	State Senator District 26
	Troy Heinert - DEM
Brule	1,236
Buffalo	344
Jones	263
Lyman	748
Mellette	433
Todd	1,577
<b>Total</b>	<b>4,601</b>

County	State Representative District 26A
	Shawn Bordeaux - DEM
Mellette	371
Todd	1,500
<b>Total</b>	<b>1,871</b>

County	State Representative District 26B
	James Schaefer - REP
Brule	1,633
Buffalo	216
Jones	454
Lyman	1,093
<b>Total</b>	<b>3,396</b>

County	State Senator District 27
	Kevin Killer - DEM
Bennett	589
Haakon	310
Jackson	432
Oglala Lakota	2,536
Pennington	73
<b>Total</b>	<b>3,940</b>

County	State Representative District 27				
	Elizabeth May - REP	Steve Livermont - REP	Red Dawn Foster - DEM	Jim Bradford - DEM	Everette L. McKinley - IND
Bennett	721	747	256	340	59
Haakon	773	818	39	145	45
Jackson	709	737	244	251	49
Oglala Lakota	451	286	2,057	1,698	167
Pennington	251	259	16	37	31
<b>Total</b>	<b>2,905</b>	<b>2,847</b>	<b>2,612</b>	<b>2,471</b>	<b>351</b>



2016 GENERAL ELECTION

State Senate & State House of Representatives

State Senator		State Representative District 28A		State Representative District 28B	
County	Ryan M. Maher	County	Oren Lesmeister - DEM	County	Sam Marty - REP
Butte	2,545	Corson	706	Butte	2,498
Corson	746	Dewey	1,255	Harding	689
Dewey	1,092	Ziebach	558	Perkins	1,355
Harding	699	<b>Total</b>	<b>2,519</b>	<b>Total</b>	<b>4,542</b>
Perkins	1,410				
Ziebach	497				
<b>Total</b>	<b>6,989</b>				

State Senator District 29			State Representative District 29		
County	Gary L. Cammack - REP	LeRoy Kindler - IND	County	Larry Rhoden - REP	Thomas J. Brunner - REP
Butte	566	390	Butte	609	513
Meade	5,724	3,022	Meade	6,062	3,981
Pennington	267	110	Pennington	248	156
<b>Total</b>	<b>6,557</b>	<b>3,522</b>	<b>Total</b>	<b>6,919</b>	<b>4,650</b>

State Senator District 30		
County	Lance Russell - REP	Karla R. LaRive - DEM
Custer	3,249	1,328
Fall River	2,271	1,193
Pennington	3,656	1,132
<b>Total</b>	<b>9,176</b>	<b>3,653</b>

State Representative District 30				
County	Julie Frye-Mueller - REP	Tim R. Goodwin - REP	Kristine Ina Winter - DEM	Sandy Arseneault - DEM
Custer	2,759	2,922	1,042	1,466
Fall River	2,083	2,073	924	950
Pennington	3,220	3,239	949	981
<b>Total</b>	<b>8,062</b>	<b>8,234</b>	<b>2,915</b>	<b>3,397</b>

2016 GENERAL ELECTION  
State Senate & State House of Representatives

State Senator District 31		State Representative District 31		
County	Bob Ewing - REP	County	Timothy R. Johns - REP	Charles M. Turbiville - REP
Lawrence	8,681	Lawrence	7,359	6,136
<b>Total</b>	<b>8,681</b>	<b>Total</b>	<b>7,359</b>	<b>6,136</b>

State Senator District 32		
County	Alan D. Solano - REP	David A. Hubbard - DEM
Pennington	6,764	3,359
<b>Total</b>	<b>6,764</b>	<b>3,359</b>

State Representative District 32				
County	Kristin A. Conzet - REP	Sean McPherson - REP	Nik Aberle - DEM	Susan Kelts - DEM
Pennington	5,419	5,068	2,465	4,341
<b>Total</b>	<b>5,419</b>	<b>5,068</b>	<b>2,465</b>	<b>4,341</b>

State Senator District 33		
County	Phil Jensen - REP	Haven Stuck - DEM
Meade	1,586	782
Pennington	6,065	3,985
<b>Total</b>	<b>7,651</b>	<b>4,767</b>

State Representative District 33				
County	Taffy Howard - REP	David Johnson - REP	Ethan Marsland	Jim Hadd - DEM
Meade	1,341	1,720	404	475
Pennington	5,677	6,525	2,373	2,751
<b>Total</b>	<b>7,018</b>	<b>8,245</b>	<b>2,777</b>	<b>3,226</b>

2016 GENERAL ELECTION  
State Senate & State House of Representatives

	State Senator District 34			State Representative District 34		
	Jeffrey D. Partridge - REP	Jay C. Shultz - DEM		Craig Tieszen - REP	Dan Dryden - REP	Steve Stenson - DEM
County			County			
Pennington	7,292	3,889	Pennington	7,562	5,490	3,670
<b>Total</b>	<b>7,292</b>	<b>3,889</b>	<b>Total</b>	<b>7,562</b>	<b>5,490</b>	<b>3,670</b>

	State Senator District 35
County	Terri L. Haverly - REP
Pennington	6,137
<b>Total</b>	<b>6,137</b>

	State Representative District 35			
	Lynne DiSanto - REP	Blaine "Chip" Campbell - REP	Dave Freytag - DEM	Michael T. Hanson - DEM
County				
Pennington	4,955	4,280	2,528	1,995
<b>Total</b>	<b>4,955</b>	<b>4,280</b>	<b>2,528</b>	<b>1,995</b>

2016 GENERAL ELECTION  
Legislative District Recount

	State Representative District 25			
	Tom Pischke - REP	Roger Hunt - REP	David Haagenson - DEM	Dan Ahlers - DEM
County				
Minnehaha	6,390	5,387	3,259	5,423
<b>Total</b>	<b>6,390</b>	<b>5,387</b>	<b>3,259</b>	<b>5,423</b>

2016 GENERAL ELECTION  
West Dakota Water Development District Director

	West Dakota Water Development District Director West Dakota WDD 2	
County	Daniel L. Bjerke - NON	Dan Richer - NON
Pennington	1,706	1,556
<b>Total</b>	<b>1,706</b>	<b>1,556</b>

2016 GENERAL ELECTION  
Constitutional Amendment R—Title & Explanation

**Title:** An Amendment to the South Dakota Constitution regarding postsecondary technical education institutes.

**Attorney General Explanation**

Under the South Dakota Constitution, the Board of Regents is responsible for postsecondary educational institutions funded entirely or in part by the State. Constitutional Amendment R applies to postsecondary technical education institutes that receive state funding and offer career and technical associate of applied science degrees, certificates, or their equivalents. Currently, there are four such institutes: Lake Area Technical Institute, Mitchell Technical Institute, Southeast Technical Institute, and Western Dakota Technical Institute. Under the amendment, postsecondary technical institutes will be governed separately in a manner to be determined by the Legislature.

The amendment also clarifies that the Board of Regents retains control over state-funded postsecondary educational institutions offering associate of arts, associate of sciences, bachelor's, and postgraduate degrees.

A vote "Yes" is for adding a provision to the Constitution regarding postsecondary technical educational institutes.

A vote "No" will leave the Constitution as it is.

2016 GENERAL ELECTION  
Constitutional Amendment R—Returns

COUNTY	YES	NO
Aurora	622	745
Beadle	3,150	3,460
Bennett	436	640
Bon Homme	1,319	1,527
Brookings	6,515	5,778
Brown	7,924	7,469
Brule	1,061	1,142
Buffalo	244	208
Butte	1,618	2,585
Campbell	343	441
Charles Mix	1,531	1,768
Clark	747	857
Clay	2,586	2,263
Codington	6,710	4,473
Corson	486	629
Custer	1,918	2,622
Davison	4,690	3,140
Day	1,287	1,354
Deuel	1,014	1,008
Dewey	767	856
Douglas	651	901
Edmunds	863	965
Fall River	1,425	1,929
Faulk	516	564
Grant	1,803	1,662
Gregory	905	1,119
Haakon	385	620
Hamlin	1,319	1,329
Hand	869	899
Hanson	841	938
Harding	201	545
Hughes	3,996	4,164
Hutchinson	1,679	1,563

COUNTY	YES	NO
Hyde	348	322
Jackson	435	626
Jerauld	515	418
Jones	183	357
Kingsbury	1,160	1,304
Lake	2,926	3,191
Lawrence	5,401	5,936
Lincoln	13,111	10,982
Lyman	644	721
Marshall	1,015	876
McCook	1,213	1,304
McPherson	488	655
Meade	4,919	6,305
Mellette	236	438
Miner	505	516
Minnehaha	39,748	33,088
Moody	1,368	1,501
Oglala Lakota	1,669	1,084
Pennington	21,670	23,047
Perkins	585	977
Potter	549	747
Roberts	1,875	1,885
Sanborn	545	550
Spink	1,447	1,449
Stanley	716	825
Sully	369	484
Todd	1,115	922
Tripp	1,062	1,484
Turner	1,851	2,152
Union	3,408	3,950
Walworth	1,065	1,297
Yankton	5,317	3,992
Ziebach	330	397
<b>Total</b>	<b>178,209</b>	<b>173,945</b>

2016 GENERAL ELECTION  
Constitutional Amendment S—Title & Explanation

**Title:** An initiated amendment to the South Dakota Constitution to expand rights for crime victims

**Attorney General Explanation**

Currently, state statutes provide certain rights to crime victims. This measure expands these rights and places them in the State Constitution.

Under the amendment, the rights provided to a victim generally include: protection from harassment or abuse; the right to privacy; timely notice of all trial, sentence, and post-judgment proceedings including pardon or parole; the right to confer with the attorney for the government; and the opportunity to provide input during all phases of the criminal justice process. Victims will be given written notification of their rights. The rights may be enforced by the victim, the victim's attorney or representative, or the attorney for the government. They may be enforced in any trial court, appeals court, or other proceeding affecting the victim's rights.

The definition of "victim" includes a person who suffers direct or threatened harm as the result of any crime, attempted crime, or act of juvenile delinquency. It also includes that person's spouse, children, extended family members, guardians, and others with a substantially similar relationship.

If a victim's rights provided by this amendment conflict with a criminal defendant's rights under the South Dakota and United States Constitutions, a court may determine that the defendant's rights take priority.

A vote "Yes" is for expanding statutory rights of victims and placing the rights in the Constitution.

A vote "No" will leave the Constitution as it is.

2016 GENERAL ELECTION  
Constitutional Amendment S—Returns

County	Yes	No
Aurora	698	691
Beadle	3,647	3,071
Bennett	691	400
Bon Homme	1,612	1,289
Brookings	7,400	5,152
Brown	8,933	6,848
Brule	1,326	925
Buffalo	318	147
Butte	2,437	1,839
Campbell	452	355
Charles Mix	1,837	1,506
Clark	996	648
Clay	2,834	2,140
Codington	6,959	4,458
Corson	782	362
Custer	2,810	1,880
Davison	4,521	3,388
Day	1,508	1,174
Deuel	1,327	738
Dewey	1,162	502
Douglas	731	837
Edmunds	1,122	730
Fall River	2,086	1,367
Faulk	605	504
Grant	2,096	1,427
Gregory	1,068	985
Haakon	502	521
Hamlin	1,575	1,120
Hand	920	890
Hanson	1,122	727
Harding	342	412
Hughes	4,441	3,813
Hutchinson	1,731	1,576

County	Yes	No
Hyde	417	259
Jackson	620	460
Jerauld	565	392
Jones	280	269
Kingsbury	1,395	1,106
Lake	3,997	2,382
Lawrence	7,498	4,191
Lincoln	14,589	10,184
Lyman	840	555
Marshall	935	1,009
McCook	1,578	978
McPherson	595	555
Meade	6,820	4,659
Mellette	408	277
Miner	651	400
Minnehaha	46,514	29,126
Moody	1,776	1,132
Oglala Lakota	2,159	661
Pennington	27,749	18,470
Perkins	861	730
Potter	771	546
Roberts	2,446	1,399
Sanborn	644	463
Spink	1,653	1,291
Stanley	863	697
Sully	414	439
Todd	1,577	510
Tripp	1,296	1,278
Turner	2,407	1,671
Union	4,582	2,985
Walworth	1,416	1,006
Yankton	6,155	3,333
Ziebach	503	249
<b>Total</b>	<b>215,565</b>	<b>146,084</b>

2016 GENERAL ELECTION  
Constitutional Amendment T—Title & Explanation

**Title:** An initiated amendment to the South Dakota Constitution to provide for state legislative redistricting by a commission

**Attorney General Explanation**

State senators and representatives are elected from within legislative districts. The South Dakota Constitution currently requires the Legislature to establish these legislative districts every ten years. This measure removes that authority from the Legislature and grants it to a redistricting commission.

The commission is made up of nine registered voters selected each redistricting year by the State Board of Elections from a pool of up to 30 applicants. This pool consists of applicants registered with South Dakota's two largest political parties (ten from each), and ten not registered with either of those parties. A commission member must have the same party registration, or be registered as unaffiliated with a party, for three continuous years immediately prior to appointment.

No more than three commission members may belong to the same political party. For three years immediately prior to and three years immediately after appointment, commission members may not hold office in certain state or local public offices, or in a political party organization.

The commission will redistrict in 2017, in 2021, and every ten years thereafter. The commission must produce a draft map and allow for public comment. The districts must be drawn in compliance with state and federal law.

A vote "Yes" is for changing the Constitution to provide for state legislative redistricting by a commission.

A vote "No" will leave the Constitution as it is.



2016 GENERAL ELECTION  
Constitutional Amendment T—Returns

<b>County</b>	<b>Yes</b>	<b>No</b>	<b>County</b>	<b>Yes</b>	<b>No</b>
Aurora	517	835	Hyde	210	447
Beadle	2,930	3,653	Jackson	343	709
Bennett	401	659	Jerauld	433	496
Bon Homme	1,242	1,596	Jones	127	408
Brookings	5,659	6,447	Kingsbury	1,035	1,410
Brown	7,240	8,068	Lake	2,753	3,387
Brule	777	1,412	Lawrence	5,066	6,214
Buffalo	193	259	Lincoln	9,813	13,847
Butte	1,487	2,673	Lyman	498	852
Campbell	221	563	Marshall	896	993
Charles Mix	1,246	2,022	McCook	936	1,530
Clark	621	960	McPherson	360	770
Clay	2,437	2,350	Meade	4,438	6,694
Codington	4,618	6,267	Mellette	232	443
Corson	437	670	Miner	437	585
Custer	1,853	2,694	Minnehaha	33,297	38,962
Davison	3,093	4,589	Moody	1,195	1,620
Day	1,177	1,422	Oglala Lakota	1,473	1,256
Deuel	821	1,189	Pennington	20,348	24,068
Dewey	654	968	Perkins	427	1,113
Douglas	451	1,088	Potter	335	953
Edmunds	699	1,107	Roberts	1,669	2,046
Fall River	1,341	2,025	Sanborn	423	643
Faulk	335	742	Spink	1,289	1,575
Grant	1,370	2,055	Stanley	570	958
Gregory	764	1,258	Sully	259	582
Haakon	255	745	Todd	1,024	1,006
Hamlin	1,034	1,596	Tripp	882	1,641
Hand	686	1,087	Turner	1,509	2,443
Hanson	700	1,074	Union	2,941	4,401
Harding	163	579	Walworth	789	1,582
Hughes	2,944	5,155	Yankton	4,013	5,157
Hutchinson	1,265	1,954	Ziebach	291	430
<b>Total</b>	<b>149,942</b>	<b>198,982</b>			

2016 GENERAL ELECTION  
Constitutional Amendment U—Title & Explanation

**Title:** An initiated amendment to the South Dakota Constitution limiting the ability to set statutory interest rates for loans.

**Attorney General Explanation**

Under this constitutional amendment, there is no limit on the amount of interest a lender may charge for a loan of money if the interest rate is agreed to in writing by the borrower. If there is no written agreement, however, a lender may not charge more than 18% interest per year. A law setting an interest rate for loans is not valid unless the law gives the lender and borrower the ability to agree to a different rate. If an interest rate for loans is established by law, it must apply to every type of lender.

The amendment eliminates the ability to set statutory interest rates that are inconsistent with this amendment.

A vote "Yes" is for adding provisions to the Constitution that limit the ability to set statutory interest rates for loans.

A vote "No" will leave the Constitution as it is.

2016 GENERAL ELECTION  
Constitutional Amendment U—Returns

<b>County</b>	<b>Yes</b>	<b>No</b>	<b>County</b>	<b>Yes</b>	<b>No</b>
Aurora	489	892	Hyde	235	432
Beadle	2,348	4,301	Jackson	387	677
Bennett	445	609	Jerauld	322	615
Bon Homme	939	1,929	Jones	163	384
Brookings	4,408	7,958	Kingsbury	790	1,679
Brown	5,956	9,530	Lake	2,297	3,879
Brule	732	1,478	Lawrence	4,587	6,857
Buffalo	255	211	Lincoln	7,921	16,532
Butte	1,581	2,634	Lyman	551	824
Campbell	255	535	Marshall	688	1,229
Charles Mix	1,172	2,128	McCook	898	1,617
Clark	560	1,058	McPherson	381	759
Clay	1,792	3,084	Meade	4,279	7,036
Codington	4,348	6,859	Mellette	277	398
Corson	501	623	Miner	343	676
Custer	1,682	2,898	Minnehaha	25,390	49,056
Davison	2,933	4,898	Moody	1,094	1,789
Day	1,009	1,636	Oglala Lakota	1,594	1,087
Deuel	746	1,288	Pennington	17,787	27,398
Dewey	827	822	Perkins	491	1,063
Douglas	433	1,124	Potter	448	850
Edmunds	673	1,159	Roberts	1,647	2,148
Fall River	1,326	2,055	Sanborn	416	674
Faulk	373	714	Spink	1,047	1,850
Grant	1,356	2,134	Stanley	524	1,011
Gregory	608	1,426	Sully	268	578
Haakon	284	715	Todd	1,151	919
Hamlin	924	1,723	Tripp	894	1,644
Hand	585	1,192	Turner	1,390	2,640
Hanson	658	1,158	Union	3,310	4,126
Harding	194	548	Walworth	884	1,519
Hughes	2,603	5,538	Yankton	3,773	5,491
Hutchinson	1,068	2,186	Ziebach	337	396
<b>Total</b>	<b>130,627</b>	<b>224,876</b>			

2016 GENERAL ELECTION  
Constitutional Amendment V—Title & Explanation

**Title:** An initiated amendment to the South Dakota Constitution establishing nonpartisan elections

**Attorney General Explanation**

Currently, most general election candidates for federal, state, and county offices are selected through a partisan primary or at a state party convention. This Constitutional amendment eliminates those methods by establishing a nonpartisan primary to select candidates for all federal, state, and county elected offices. This amendment does not apply to elections for United States President and Vice President.

Under the amendment, candidates are not identified by party affiliation on the primary or general election ballot. All qualified voters, regardless of party affiliation, may vote for any candidate of their choice.

The two candidates with the most votes advance to the general election. For certain offices where more than one candidate is elected at the general election, the number of candidates advancing to the general election will be double the number of seats to be filled.

If the amendment is approved, a substantial rewrite of state election laws will be necessary.

A vote “Yes” is for adding provisions to the Constitution to establish nonpartisan elections.

A vote “No” will leave the Constitution as it is.

2016 GENERAL ELECTION  
Constitutional Amendment V—Returns

County	Yes	No	County	Yes	No
Aurora	578	779	Hyde	226	441
Beadle	2,891	3,741	Jackson	383	670
Bennett	458	605	Jerauld	448	493
Bon Homme	1,209	1,636	Jones	156	376
Brookings	5,653	6,687	Kingsbury	1,031	1,460
Brown	6,627	8,836	Lake	2,792	3,445
Brule	872	1,320	Lawrence	5,763	5,800
Buffalo	217	235	Lincoln	10,362	13,879
Butte	1,709	2,510	Lyman	558	809
Campbell	243	547	Marshall	932	972
Charles Mix	1,317	1,967	McCook	1,037	1,474
Clark	599	1,000	McPherson	389	737
Clay	2,640	2,243	Meade	4,908	6,408
Codington	4,622	6,481	Mellette	260	417
Corson	488	625	Miner	422	610
Custer	2,154	2,500	Minnehaha	35,151	38,720
Davison	3,356	4,418	Moody	1,327	1,539
Day	1,223	1,404	Oglala Lakota	1,650	1,085
Deuel	835	1,182	Pennington	21,585	23,735
Dewey	814	818	Perkins	533	1,032
Douglas	429	1,112	Potter	436	865
Edmunds	761	1,050	Roberts	1,721	2,039
Fall River	1,616	1,790	Sanborn	431	663
Faulk	383	700	Spink	1,250	1,645
Grant	1,438	2,002	Stanley	534	1,004
Gregory	753	1,290	Sully	282	568
Haakon	259	741	Todd	1,114	900
Hamlin	1,033	1,610	Tripp	891	1,647
Hand	640	1,149	Turner	1,668	2,348
Hanson	715	1,095	Union	3,046	4,341
Harding	199	548	Walworth	849	1,520
Hughes	3,147	5,053	Yankton	4,349	5,005
Hutchinson	1,169	2,082	Ziebach	339	378
			<b>Total</b>	<b>157,870</b>	<b>196,781</b>

2016 GENERAL ELECTION  
Initiated Measure 21—Title & Explanation

**Title:** An initiated measure to set a maximum finance charge for certain licensed money lenders

**Attorney General Explanation**

The initiated measure prohibits certain State-licensed money lenders from making a loan that imposes total interest, fees and charges at an annual percentage rate greater than 36%. The measure also prohibits these money lenders from evading this rate limitation by indirect means. A violation of this measure is a misdemeanor crime. In addition, a loan made in violation of this measure is void, and any principal, fee, interest, or charge is uncollectable.

The measure's prohibitions apply to all money lenders licensed under South Dakota Codified Laws chapter 54-4. These licensed lenders make commercial and personal loans, including installment, automobile, short-term consumer, payday, and title loans. The measure does not apply to state and national banks, bank holding companies, other federally insured financial institutions, and state chartered trust companies. The measure also does not apply to businesses that provide financing for goods and services they sell.

A vote "Yes" is for prohibiting certain money lenders from charging more than 36% interest on loans.

A vote "No" is against the measure.

2016 GENERAL ELECTION  
Initiated Measure 21—Returns

<b>County</b>	<b>Yes</b>	<b>No</b>
Aurora	976	400
Beadle	4,862	1,762
Bennett	671	378
Bon Homme	2,088	787
Brookings	9,740	2,627
Brown	12,199	3,338
Brule	1,583	628
Buffalo	346	115
Butte	2,807	1,416
Campbell	528	262
Charles Mix	2,277	1,040
Clark	1,198	419
Clay	3,964	921
Codington	8,977	2,315
Corson	739	382
Custer	3,446	1,198
Davison	5,891	1,920
Day	2,029	618
Deuel	1,568	468
Dewey	1,198	451
Douglas	956	591
Edmunds	1,293	531
Fall River	2,446	954
Faulk	747	341
Grant	2,578	891
Gregory	1,402	635
Haakon	548	451
Hamlin	1,914	758
Hand	1,099	695
Hanson	1,343	490
Harding	341	402
Hughes	5,798	2,417
Hutchinson	1,988	1,285

<b>County</b>	<b>Yes</b>	<b>No</b>
Hyde	458	211
Jackson	610	428
Jerauld	708	238
Jones	344	194
Kingsbury	1,797	677
Lake	4,872	1,376
Lawrence	8,871	2,722
Lincoln	18,657	5,941
Lyman	940	429
Marshall	1,467	455
McCook	1,876	651
McPherson	700	432
Meade	8,268	3,079
Mellette	435	242
Miner	762	277
Minnehaha	59,173	16,054
Moody	2,196	685
Oglala Lakota	2,068	686
Pennington	35,896	9,658
Perkins	958	605
Potter	771	530
Roberts	2,753	1,018
Sanborn	799	302
Spink	2,078	814
Stanley	1,050	482
Sully	558	291
Todd	1,534	509
Tripp	1,662	880
Turner	3,027	1,026
Union	5,808	1,693
Walworth	1,517	876
Yankton	7,649	1,802
Ziebach	510	206
<b>Total</b>	<b>270,312</b>	<b>87,355</b>

2016 GENERAL ELECTION  
Initiated Measure 22—Title & Explanation

**Title:** An initiated measure to revise State campaign finance and lobbying laws, create a publicly funded campaign finance program, create an ethics commission, and appropriate funds

**Attorney General Explanation**

This measure extensively revises State campaign finance laws. It requires additional disclosures and increased reporting. It lowers contribution amounts to political action committees; political parties; and candidates for statewide, legislative, or county office. It also imposes limits on contributions from candidate campaign committees, political action committees, and political parties.

The measure creates a publicly funded campaign finance program for statewide and legislative candidates who choose to participate and agree to limits on campaign contributions and expenditures. Under the program, two \$50 “credits” are issued to each registered voter, who assigns them to participating candidates. The credits are redeemed from the program, which is funded by an annual State general-fund appropriation of \$9 per registered voter. The program fund may not exceed \$12 million at any time.

The measure creates an appointed ethics commission to administer the credit program and to enforce campaign finance and lobbying laws.

The measure prohibits certain State officials and high-level employees from lobbying until two years after leaving State government. It also places limitations on lobbyists’ gifts to certain state officials and staff members.

If approved, the measure may be challenged in court on constitutional grounds.

**Legislative Research Council’s Prison/Jail Population Cost Estimate Statement**

The penalties in this Act are administrative misdemeanors, with one class 5 felony. Their purpose is to enforce compliance with the provisions to which they adhere. These crimes are presently in statute, and past violations of these statutes show minimal charges and even fewer convictions. It is the opinion of the Legislative Research Council that the nature of these laws encourages regular compliance. When an offense is prosecuted, it will not likely result in a jail sentence. Hence, the impact on jail populations is likely negligible.

A vote “Yes” is for revising State campaign finance and lobbying laws.

A vote “No” is against the measure.



2016 GENERAL ELECTION  
Initiated Measure 22—Returns

<b>County</b>	<b>Yes</b>	<b>No</b>	<b>County</b>	<b>Yes</b>	<b>No</b>
Aurora	632	712	Hyde	299	360
Beadle	3,245	3,294	Jackson	415	612
Bennett	518	524	Jerauld	480	447
Bon Homme	1,393	1,437	Jones	188	347
Brookings	6,172	5,930	Kingsbury	1,182	1,252
Brown	8,128	7,131	Lake	3,503	2,640
Brule	1,075	1,097	Lawrence	6,454	4,959
Buffalo	271	179	Lincoln	11,895	11,898
Butte	1,893	2,291	Lyman	695	640
Campbell	279	499	Marshall	1,028	881
Charles Mix	1,554	1,692	McCook	1,221	1,259
Clark	701	862	McPherson	425	695
Clay	2,882	1,915	Meade	5,464	5,727
Codington	5,356	5,587	Mellette	307	364
Corson	528	560	Miner	520	503
Custer	2,395	2,197	Minnehaha	39,350	33,311
Davison	3,677	3,970	Moody	1,548	1,273
Day	1,409	1,187	Oglala Lakota	1,908	784
Deuel	934	1,074	Pennington	24,638	20,061
Dewey	947	671	Perkins	558	983
Douglas	502	1,018	Potter	487	805
Edmunds	866	928	Roberts	2,109	1,610
Fall River	1,773	1,608	Sanborn	504	573
Faulk	446	611	Spink	1,429	1,416
Grant	1,580	1,829	Stanley	717	812
Gregory	948	1,066	Sully	345	498
Haakon	328	667	Todd	1,291	706
Hamlin	1,152	1,478	Tripp	1,166	1,338
Hand	742	1,022	Turner	1,918	2,046
Hanson	871	888	Union	3,874	3,482
Harding	216	519	Walworth	1,005	1,361
Hughes	3,407	4,726	Yankton	4,924	4,412
Hutchinson	1,584	1,652	Ziebach	383	323
			<b>Total</b>	<b>180,634</b>	<b>169,199</b>

2016 GENERAL ELECTION  
Initiated Measure 23 —Title & Explanation

**Title:** An initiated measure to give certain organizations the right to charge fees

**Attorney General Explanation**

The measure gives corporate organizations and non-profit organizations the right to charge a fee for any service provided. This measure takes effect on July 1, 2017.

A vote "Yes" is for allowing certain organizations the right to charge fees.

A vote "No" is against the measure.

2016 GENERAL ELECTION  
Initiated Measure 23—Returns

<b>County</b>	<b>Yes</b>	<b>No</b>
Aurora	190	1,164
Beadle	1,241	5,302
Bennett	217	854
Bon Homme	455	2,409
Brookings	2,579	9,555
Brown	3,260	12,125
Brule	316	1,869
Buffalo	83	375
Butte	666	3,509
Campbell	139	652
Charles Mix	472	2,802
Clark	208	1,390
Clay	1,271	3,536
Codington	2,097	8,889
Corson	231	869
Custer	998	3,585
Davison	1,424	6,294
Day	475	2,130
Deuel	318	1,689
Dewey	303	1,331
Douglas	181	1,354
Edmunds	316	1,474
Fall River	639	2,720
Faulk	150	923
Grant	671	2,739
Gregory	266	1,754
Haakon	88	910
Hamlin	431	2,191
Hand	262	1,510
Hanson	289	1,482
Harding	59	672
Hughes	1,358	6,680
Hutchinson	640	2,610

<b>County</b>	<b>Yes</b>	<b>No</b>
Hyde	102	559
Jackson	170	876
Jerauld	194	733
Jones	60	470
Kingsbury	363	2,066
Lake	1,256	4,843
Lawrence	2,549	8,788
Lincoln	5,127	18,829
Lyman	210	1,136
Marshall	360	1,532
McCook	427	2,064
McPherson	162	959
Meade	2,035	9,128
Mellette	93	580
Miner	163	861
Minnehaha	16,902	56,380
Moody	541	2,290
Oglala Lakota	730	1,970
Pennington	9,798	34,754
Perkins	244	1,302
Potter	157	1,136
Roberts	732	2,986
Sanborn	174	906
Spink	480	2,380
Stanley	219	1,306
Sully	111	715
Todd	451	1,549
Tripp	339	2,176
Turner	678	3,295
Union	1,663	5,719
Walworth	395	1,979
Yankton	1,947	7,281
Ziebach	125	586
<b>Total</b>	<b>71,250</b>	<b>279,481</b>

2016 GENERAL ELECTION  
Referred Law 19—Title & Explanation

**Title:** An Act to revise State laws regarding elections and election petitions

**Attorney General Explanation**

Currently, primary election candidates for certain offices must circulate and submit nominating petitions between January 1 and the last Tuesday in March. Referred Law 19 changes that timeframe to between December 1 and the first Tuesday in March. The referred law also changes other election-related submission deadlines, adjusting them from the last Tuesday in March to the first Tuesday in March.

Certain election-related documents, including nominating petitions, are currently considered timely submitted if sent by registered mail before the deadline. The referred law changes this to require that these documents be received by the submission deadline. It also changes the method for calculating the number of signatures required on nominating petitions for certain elective offices.

The referred law prohibits a person registered with a recognized political party from signing an independent candidate's nominating petition. The current law does not contain that prohibition.

Under the referred law, an independent governor candidate cannot appear on the ballot if the corresponding lieutenant governor candidate withdraws and a replacement is not certified by the second Tuesday in August. It also restricts the circumstances under which a political party may replace a candidate who has withdrawn from consideration after the primary election.

A vote "Yes" is for revising State laws regarding elections and election petitions.

A vote "No" is against the referred law.

2016 GENERAL ELECTION  
 Referred Law 19—Returns

County	Yes	No
Aurora	326	1,003
Beadle	1,704	4,743
Bennett	339	699
Bon Homme	692	2,098
Brookings	3,161	8,649
Brown	4,638	10,231
Brule	547	1,592
Buffalo	173	274
Butte	1,037	3,076
Campbell	226	539
Charles Mix	866	2,347
Clark	373	1,167
Clay	1,262	3,387
Codington	3,124	7,486
Corson	425	660
Custer	1,275	3,218
Davison	2,085	5,453
Day	692	1,836
Deuel	499	1,458
Dewey	638	964
Douglas	347	1,165
Edmunds	504	1,248
Fall River	961	2,336
Faulk	282	762
Grant	977	2,381
Gregory	406	1,589
Haakon	199	783
Hamlin	664	1,902
Hand	445	1,302
Hanson	487	1,214
Harding	157	575
Hughes	1,938	6,026
Hutchinson	745	2,427

County	Yes	No
Hyde	158	496
Jackson	296	731
Jerauld	279	631
Jones	105	417
Kingsbury	567	1,823
Lake	1,774	4,159
Lawrence	3,295	7,719
Lincoln	6,493	16,686
Lyman	377	950
Marshall	578	1,276
McCook	621	1,802
McPherson	302	806
Meade	3,047	7,898
Mellette	177	491
Miner	256	736
Minnehaha	20,622	49,651
Moody	844	1,937
Oglala Lakota	1,436	1,231
Pennington	13,083	30,225
Perkins	379	1,136
Potter	367	898
Roberts	1,146	2,496
Sanborn	271	784
Spink	744	2,080
Stanley	375	1,120
Sully	212	615
Todd	894	1,081
Tripp	572	1,917
Turner	1,017	2,858
Union	2,414	4,665
Walworth	756	1,558
Yankton	2,755	6,205
Ziebach	251	445
<b>Total</b>	<b>98,657</b>	<b>242,113</b>

2016 GENERAL ELECTION  
Referred Law 20—Title & Explanation

**Title:** An Act lowering the State minimum wage for non-tipped employees under age 18

**Attorney General Explanation**

State law requires employers to pay all non-tipped employees a minimum wage, with limited exceptions. Currently, that amount is \$8.55 per hour. State law also requires that the minimum wage be adjusted, effective on January 1 of each year, by any increase in the cost of living as measured by the U. S. Department of Labor's Consumer Price Index.

Referred Law 20, if approved, would lower the existing State minimum wage to \$7.50 per hour for non-tipped employees under age 18. In addition, no annual cost-of-living wage adjustment would be required for the youth minimum wage. The referred law would also prohibit employers from taking any action to displace an employee or reduce an employee's hours, wages, or benefits, in order to hire someone at the youth minimum wage.

A vote "Yes" is for lowering the minimum wage to \$7.50 per hour for non-tipped employees under age 18.

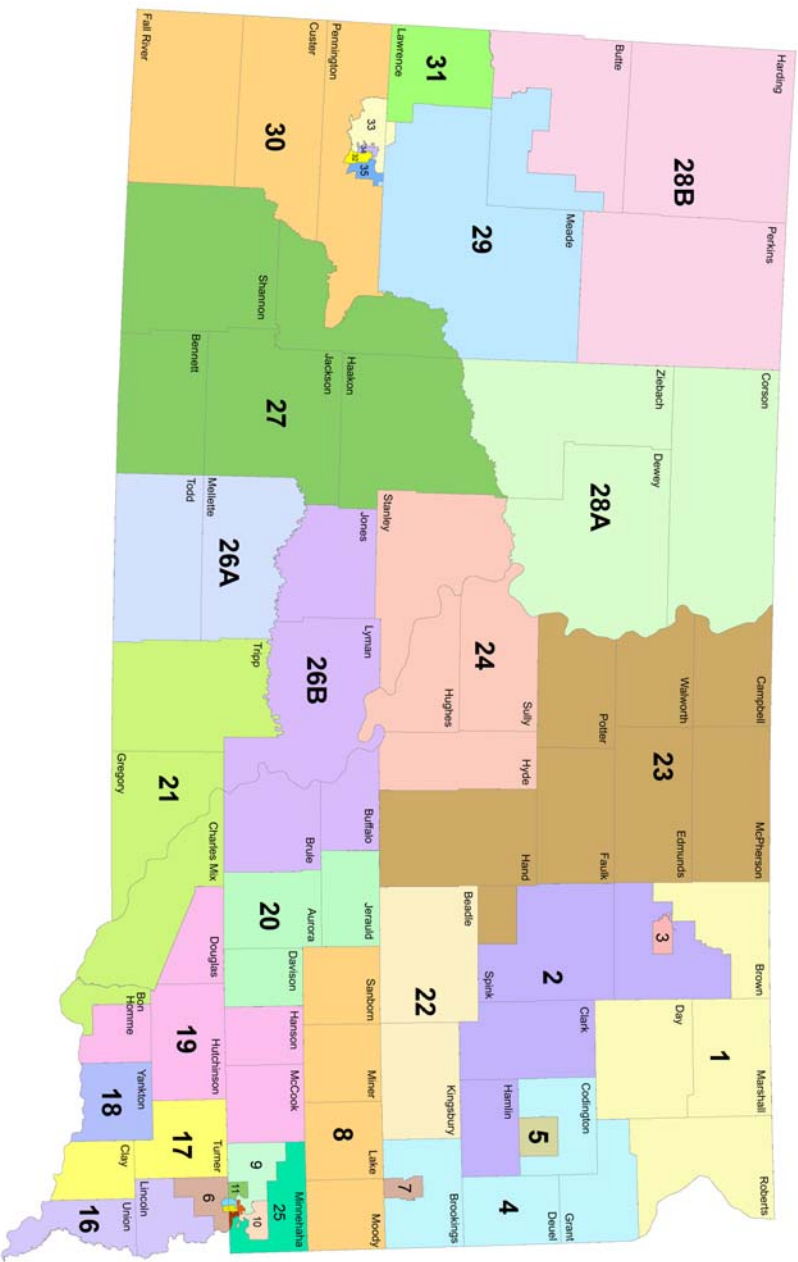
A vote "No" is against the referred law.

2016 GENERAL ELECTION  
Referred Law 20—Returns

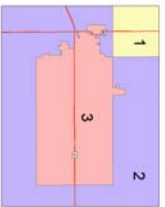
<b>County</b>	<b>Yes</b>	<b>No</b>
Aurora	454	928
Beadle	1,727	4,928
Bennett	350	733
Bon Homme	909	2,000
Brookings	3,559	8,943
Brown	4,037	11,775
Brule	707	1,519
Buffalo	134	335
Butte	1,382	2,903
Campbell	245	559
Charles Mix	1,219	2,123
Clark	477	1,149
Clay	1,193	3,776
Codington	3,302	8,072
Corson	343	795
Custer	1,510	3,173
Davison	2,404	5,474
Day	846	1,839
Deuel	638	1,414
Dewey	429	1,242
Douglas	570	986
Edmunds	540	1,310
Fall River	1,102	2,333
Faulk	329	764
Grant	1,197	2,299
Gregory	740	1,299
Haakon	401	615
Hamlin	967	1,746
Hand	626	1,177
Hanson	582	1,253
Harding	249	500
Hughes	2,315	5,896
Hutchinson	993	2,280

<b>County</b>	<b>Yes</b>	<b>No</b>
Hyde	222	452
Jackson	339	724
Jerauld	344	602
Jones	159	387
Kingsbury	729	1,774
Lake	1,819	4,540
Lawrence	3,416	8,290
Lincoln	6,947	17,781
Lyman	413	979
Marshall	523	1,422
McCook	803	1,749
McPherson	342	789
Meade	3,728	7,728
Mellette	187	490
Miner	346	705
Minnehaha	19,653	56,090
Moody	856	2,031
Oglala Lakota	612	2,162
Pennington	13,831	32,291
Perkins	629	951
Potter	471	839
Roberts	1,022	2,801
Sanborn	365	734
Spink	767	2,145
Stanley	444	1,105
Sully	287	562
Todd	523	1,527
Tripp	826	1,732
Turner	1,317	2,741
Union	2,233	5,374
Walworth	792	1,612
Yankton	2,559	6,913
Ziebach	205	526
<b>Total</b>	<b>104,185</b>	<b>256,686</b>

# South Dakota Legislative Districts



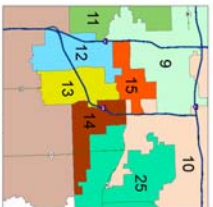
Rapid City



Aberdeen



Brookings



Sioux Falls